



B-Physics results from Belle & Belle II

Seema Choudhury
Iowa State University, USA
(on behalf of the Belle & Belle II Collaborations)

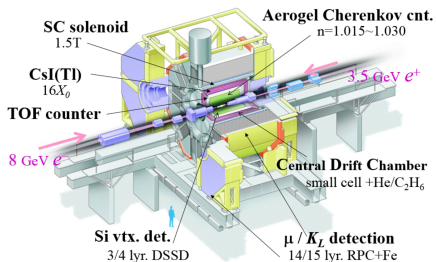
June 04 2024

BEACH 2024

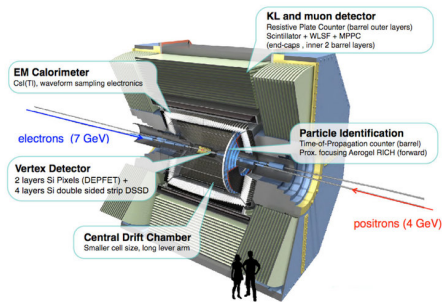
XV International Conference on Beauty, Charm, Hyperons in Hadronic Interactions

3-7 June 2024

Courtyard Charleston Historic District
Charleston, SC



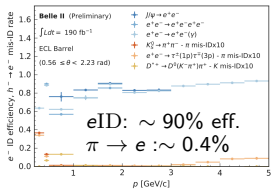
- Asymmetric e^+ (3.5 GeV) - e^- (8 GeV) collider
- Collected total 1 ab^{-1} of data
- Data taken from 1999 to 2010
- Collected 711 fb^{-1} at $\Upsilon(4S)$ resonance



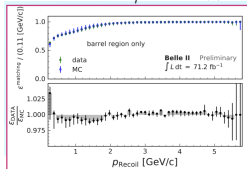
- Asymmetric e^+ (4 GeV) - e^- (7 GeV) collider
- Recorded 424 fb^{-1} of data: \sim equivalent to BaBar and 1/2 of Belle data sample during Run I
- Data taken between 2019 - 2022
- Run I data at $\Upsilon(4S)$ resonance: 362 fb^{-1}
- Run II has started from early 2024
- Aims to collect many- ab^{-1} of data

Advantages of Belle & Belle II

- Clean environment: Average 11 tracks per event compared to hundreds of tracks for hadron colliders



$\gamma: \sim 90\%$ eff.



- Good particle identification and performance
- Similar sensitivity for μ and e
- High photon detection efficiency
- Good π^0 mass resolution

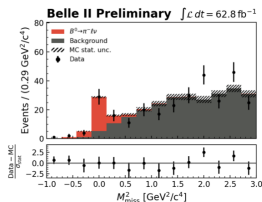
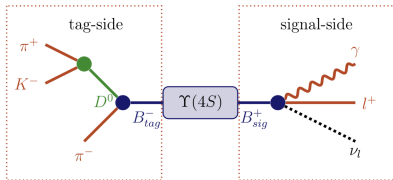
- Unique for B factories:

- channels with $\pi^0, \gamma, \eta^{(\prime)}, K_L \dots$
- final states with one or more missing ν

- Dealing with missing energy:

- fully reconstruct the partner B meson: full event interpretation
- Identify invisible particle using,

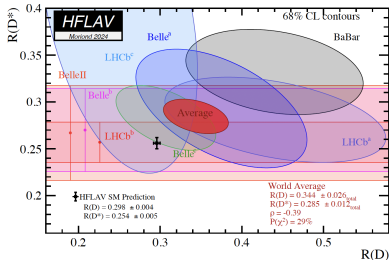
$$M_{\text{miss}}^2 = (p_{e^+e^-} - p_{\text{visible}})^2$$



Physics Programs



Rare decays and Lepton flavor Universality



$$R(H_{\tau/\ell}) = \frac{\mathcal{B}(B \rightarrow H\tau\nu)}{\mathcal{B}(B \rightarrow H\ell\nu)}$$

$$H = D, D^*, X, \pi, \dots$$

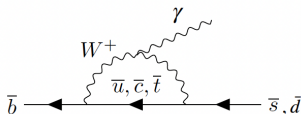
$$\ell = e, \mu$$

(next decade?)

New! Featured today

"Traditional" modes

- Involves $b \rightarrow s \gamma$ transition
- SM \mathcal{B} predictions have large theoretical uncertainties ($\sim 20\%$) related to form factors [JHEP 04 (2017) 027]



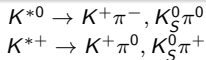
- Observables;
 - Branching fraction, \mathcal{B}
 - CP violation asymmetry

$$\mathcal{A}_{CP} = \frac{\Gamma(\bar{B} \rightarrow \bar{K}^* \gamma) - \Gamma(B \rightarrow K^* \gamma)}{\Gamma(\bar{B} \rightarrow \bar{K}^* \gamma) + \Gamma(B \rightarrow K^* \gamma)}$$

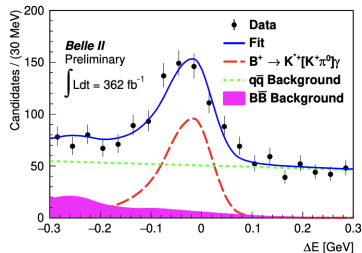
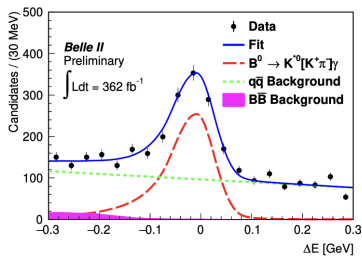
$$\Delta \mathcal{A}_{CP} = \mathcal{A}_{CP}(B^0 \rightarrow K^{*0} \gamma) - \mathcal{A}_{CP}(B^+ \rightarrow K^{*+} \gamma)$$

- Isospin asymmetry

$$\Delta_{0+} = \frac{\Gamma(B^0 \rightarrow K^{*0} \gamma) - \Gamma(B^+ \rightarrow K^{*+} \gamma)}{\Gamma(B^0 \rightarrow K^{*0} \gamma) + \Gamma(B^+ \rightarrow K^{*+} \gamma)}$$
- \mathcal{A}_{CP} and Δ_{0+} are theoretically clean due to cancellation of form factor contributions in ratio
- Belle [PRL 119 (2017) 191802] has observed evidence of isospin violation at 3.1σ using 711 fb^{-1}
- Used Run I data sample of Belle II
- Measured \mathcal{A}_{CP} , $\Delta \mathcal{A}_{CP}$, Δ_{0+} in addition to \mathcal{B}



- 2D fit of M_{bc} ($\sqrt{(E_{\text{beam}}/c^2)^2 - (p_B/c)^2}$) and ΔE ($E_B - E_{\text{beam}}$) to extract signal



$$B(B^0 \rightarrow K^{*0} \gamma) = (4.16 \pm 0.10 \pm 0.11) \times 10^{-5}$$

$$B(B^+ \rightarrow K^{*+} \gamma) = (4.04 \pm 0.13 \pm 0.13) \times 10^{-5}$$

$$B(B \rightarrow K^* \gamma) = (4.12 \pm 0.08 \pm 0.11) \times 10^{-5}$$

$$\mathcal{A}_{CP}(B^0 \rightarrow K^{*0} \gamma) = (-3.2 \pm 2.4 \pm 0.4)\%$$

$$\mathcal{A}_{CP}(B^+ \rightarrow K^{*+} \gamma) = (-1.0 \pm 3.0 \pm 0.6)\%$$

$$\mathcal{A}_{CP}(B \rightarrow K^* \gamma) = (-2.3 \pm 1.9 \pm 0.3)\%$$

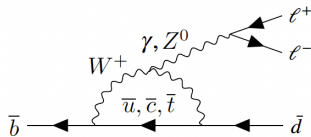
$$\Delta \mathcal{A}_{CP} = (2.2 \pm 3.8 \pm 0.7)\%$$

$$\Delta_{0^+} = (5.1 \pm 2.0 \pm 1.0 \pm 1.1)\%$$

- Dominant systematic for Δ_{0^+} is $f^{+-} = \Gamma(\Upsilon(4S) \rightarrow B^+ B^-)$ or $f^{00} = \Gamma(\Upsilon(4S) \rightarrow B^0 \bar{B}^0)$

- Results are consistent with WA and SM
- Similar sensitivity to Belle [PRL 119 (2017) 191802] due to improved ΔE resolution and K_S^0 identification efficiency

- Involves $b \rightarrow d\ell^+\ell^-$ transition
- \mathcal{B} for $b \rightarrow d\ell^+\ell^-$ is more sensitive to new physics than $b \rightarrow s\ell^+\ell^-$ as SM \mathcal{B} is suppressed by a factor of $|V_{td}/V_{ts}|^2 \sim 0.04$
- Typical \mathcal{B} in SM is $\mathcal{O}(10^{-8})$ or smaller [PRD 86 (2012) 114025]
- LHCb [JHEP 10 (2015) 034, PLB 743 (2015) 46]



$$\mathcal{B}(B^+ \rightarrow \pi^+ \mu^+ \mu^-) = (1.78 \pm 0.23) \times 10^{-8}$$

$$\mathcal{B}(B^0 \rightarrow \rho^0 \mu^+ \mu^-) = (1.98 \pm 0.53) \times 10^{-8}$$

$$\mathcal{B}(B^0 \rightarrow \pi^+ \pi^- \mu^+ \mu^-) = (2.11 \pm 0.52) \times 10^{-8}$$

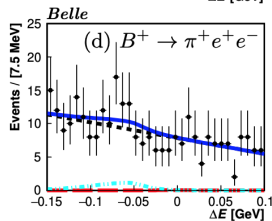
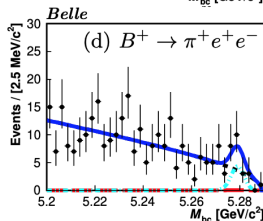
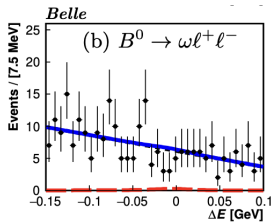
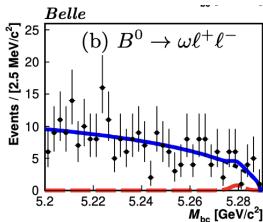
- Search for e channels in addition to μ channels: tests LFU in $b \rightarrow d\ell^+\ell^-$
- Used 711 fb $^{-1}$ data sample of Belle

$$B^{\pm,0} \rightarrow (\eta, \omega, \pi^{\pm,0}, \rho^{\pm,0})ee$$

$$B^{\pm,0} \rightarrow (\eta, \omega, \pi^0, \rho^{\pm})\mu\mu$$

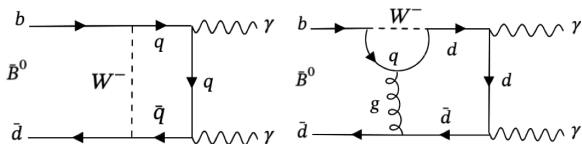
channel	\mathcal{B}^{UL} (10^{-8})
$B^0 \rightarrow \eta e^+ e^-$	< 10.5
$B^0 \rightarrow \eta \mu^+ \mu^-$	< 9.4
$B^0 \rightarrow \eta \ell^+ \ell^-$	< 4.8
$B^0 \rightarrow \omega e^+ e^-$	< 30.7
$B^0 \rightarrow \omega \mu^+ \mu^-$	< 24.9
$B^0 \rightarrow \omega \ell^+ \ell^-$	< 22.0
$B^0 \rightarrow \pi^0 e^+ e^-$	< 7.9
$B^0 \rightarrow \pi^0 \mu^+ \mu^-$	< 5.9
$B^0 \rightarrow \pi^0 \ell^+ \ell^-$	< 3.8
$B^+ \rightarrow \pi^+ e^+ e^-$	< 5.4
$B^0 \rightarrow \rho^0 e^+ e^-$	< 45.5
$B^+ \rightarrow \rho^+ e^+ e^-$	< 46.7
$B^+ \rightarrow \rho^+ \mu^+ \mu^-$	< 38.1
$B^+ \rightarrow \rho^+ \ell^+ \ell^-$	< 18.9

- 2D M_{bc} and ΔE fit to extract signal yield



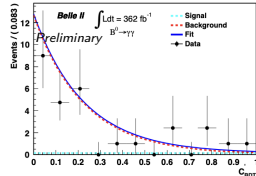
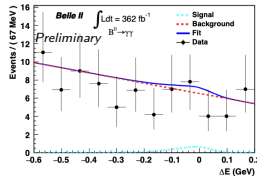
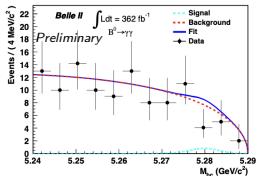
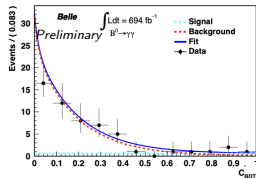
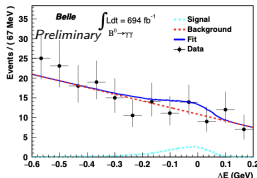
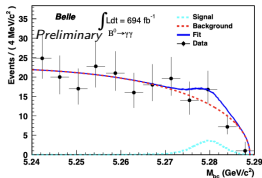
- World's best limits for $B^{\pm,0} \rightarrow (\eta, \omega, \pi^{\pm,0}, \rho^{\pm,0}) ee$ and $B^{\pm,0} \rightarrow (\eta, \omega, \pi^0, \rho^{\pm}) \mu \mu$
- World's first limits for $B^0 \rightarrow \omega \ell^+ \ell^-$, $B^+ \rightarrow \rho^+ \ell^+ \ell^-$, and $B^0 \rightarrow \rho^0 e^+ e^-$
- No LFU ($b \rightarrow d \mu^+ \mu^- / b \rightarrow d e^+ e^-$) in $b \rightarrow d \ell^+ \ell^-$ transitions

- No $b - d$ vertex
- FCNC process through loop diagram as quark emits and reabsorbs a W^- boson



- $B^0 \rightarrow \gamma\gamma$ is suppressed by a factor of $|V_{td}^2|/|V_{ts}^2| \sim 0.04$ compared to $B_s \rightarrow \gamma\gamma$ decay
- SM $\mathcal{B} = (1.4_{-0.8}^{+1.4}) \times 10^{-8}$ [JHEP 12 (2020) 169], significant long distance contribution
- Best UL of $< 3.2 \times 10^{-7}$ by BaBar [PRD 83 (2011) 032006] at 90% CL with 426 fb^{-1} data
- Used 1.1 ab^{-1} of data sample: 694 fb^{-1} (Belle) + 362 fb^{-1} (Belle II)

- 3D simultaneous fit between Belle and Belle II using M_{bc} , ΔE , and C'_{BDT} (transformed BDT for continuum suppression) to extract signal yield

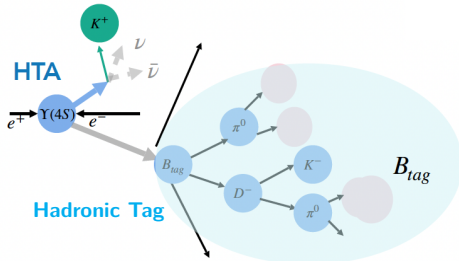
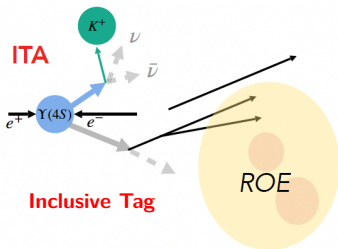
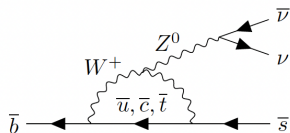


- $N_{sig} = 11.0^{+6.5}_{-5.5}$ having a significance of 2.5σ

$$B^{UL}(B^0 \rightarrow \gamma\gamma) < 6.4 \times 10^{-8} \text{ at } 90\% \text{ CL}$$

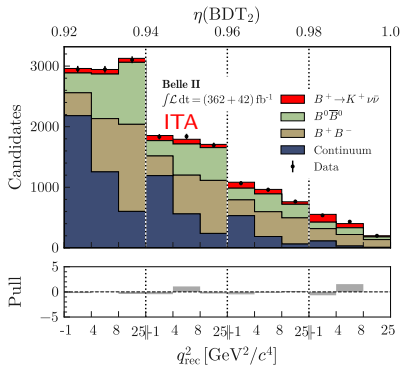
- Most stringent UL: $5\times$ better than best limit from BaBar [PRD 83 (2011) 032006]
- Result is not too far from SM expectation

- $\mathcal{B}_{\text{SM}}(B^+ \rightarrow K^+ \nu \bar{\nu}) = (5.58 \pm 0.37) \times 10^{-6}$ [PRD 107 (2023) 119903]
- Experimentally challenging due to two neutrinos
- Best limit of $< 1.6 \times 10^{-5}$ at 90% CL from BaBar [PRD 87 (2013) 112005]
- Used Run I data sample of Belle II

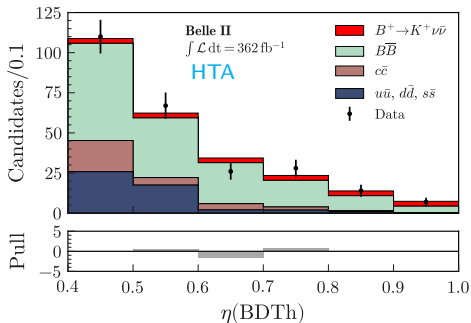


- ITA has low purity but high efficiency and HTA has high purity and low efficiency
 - **ITA**: signal efficiency = 8%; purity = 0.9%
 - **HTA**: signal efficiency = 0.4%; purity = 3.5%
- Parameter of interest: signal strength $= \mu = \frac{\mathcal{B}(B^+ \rightarrow K^+ \nu \bar{\nu})}{\mathcal{B}_{\text{SM}}(B^+ \rightarrow K^+ \nu \bar{\nu})}$

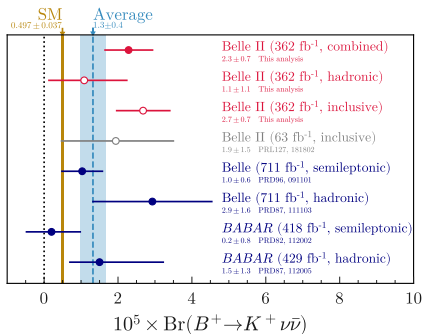
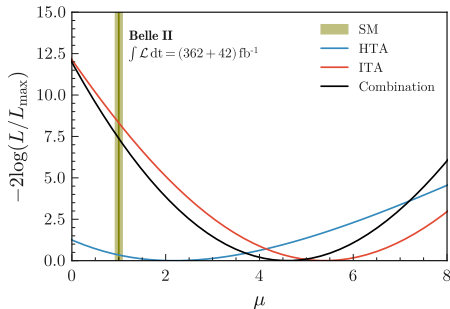
- Binned fit to extract μ :
 - **ITA**: Classifier 2 output [$\eta(\text{BDT}_2)$] and q^2 [mass square of neutrino pair]
 - **HTA**: Classifier output [$\eta(\text{BDTh})$]



- $\mu = 5.4 \pm 1.0 \pm 1.1$
- $\mathcal{B} = (2.7 \pm 0.5 \pm 0.5) \times 10^{-5}$
- 3.5σ significance w.r.t bkg-only hypo
- 2.9σ departure from SM



- $\mu = 2.2_{-1.7}^{+1.8+1.6}_{-1.1}$
- $\mathcal{B} = (1.1_{-0.8-0.5}^{+0.9+0.8}) \times 10^{-5}$
- 1.1σ significance w.r.t bkg-only hypo
- 0.6σ departure from SM



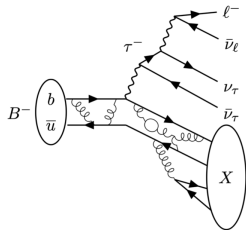
- Excluded common events from ITA sample
- Correlation between common systematic uncertainties are included

- $\mu = 4.6 \pm 1.0 \pm 0.9$
- $B = (2.3 \pm 0.5^{+0.5}_{-0.4}) \times 10^{-5}$
- 3.5σ significance w.r.t bkg-only hypo
- 2.7σ departure from SM

- First evidence of $B^+ \rightarrow K^+ \nu \bar{\nu}$ process
- Results are in agreement with all previous measurements

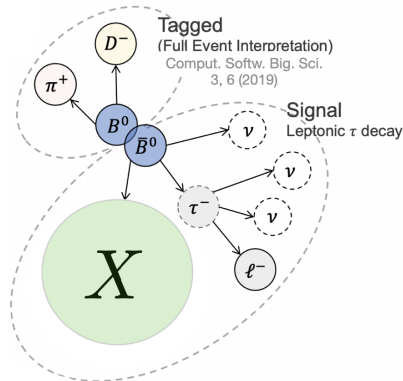
- Semileptonic $B \rightarrow X\tau(\ell)\nu$ is inclusive $b \rightarrow c\tau(\ell)\nu$ transition
- Test LFU in charged-current weak interaction by measuring tau-to-light-lepton ratio

$$R(X_{\tau/\ell}) = \frac{\mathcal{B}(B \rightarrow X\tau\nu)}{\mathcal{B}(B \rightarrow X\ell\nu)}$$

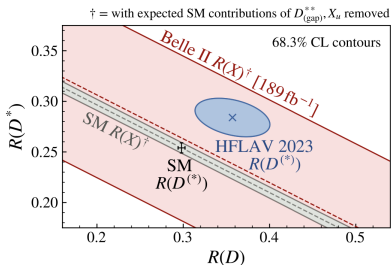
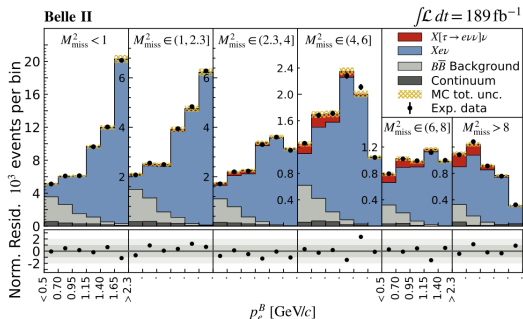


- Experimentally LFU in exclusive $B \rightarrow D^{(*)}\tau(\ell)\nu$ has a tension of 3.3σ

- Used 189 fb^{-1} data sample of Belle II
- Tag-side B is fully reconstructed hadronically
- Hadronic system X is reconstructed using remaining tracks and energy deposits in the calorimeter
- Inclusive decay with τ is challenging due to larger background from less constrained X system



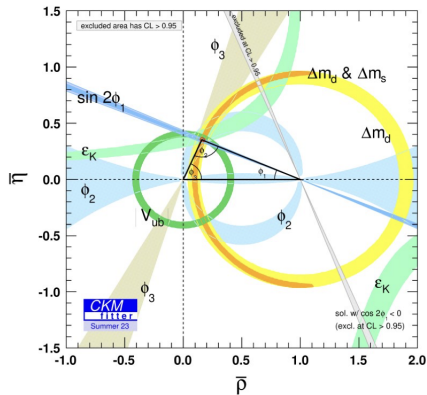
- 2D fit to p_{ℓ}^B (in the B_{sig} rest frame) and M_{miss}^2 (mass squared for undetected neutrinos) to extract signal yield
- Simultaneous extraction of signal yields for $B \rightarrow X\tau\nu$ and $B \rightarrow X\ell\nu$



$R(X_{\tau/e}) = 0.232 \pm 0.020 \pm 0.037$
 $R(X_{\tau/\mu}) = 0.222 \pm 0.027 \pm 0.050$
 $R(X_{\tau/\ell}) = 0.228 \pm 0.016 \pm 0.036$

- $R(X_{\tau/\ell})$ result is consistent with SM predictions of 0.223 ± 0.005 [JHEP 11 (2022) 007]
- First measurement at B -factories with $\Upsilon(4S)$
- Result is also consistent with $R(D^{(*)})$

CKM and CP Violation

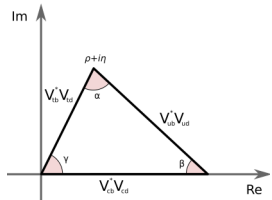


- $|V_{ub}|$ is important to constrain CKM unitarity triangle and test SM

$$V_{\text{CKM}} = \begin{pmatrix} V_{ud} & V_{us} & V_{ub} \\ V_{cd} & V_{cs} & V_{cb} \\ V_{td} & V_{ts} & V_{tb} \end{pmatrix}$$

$$B \propto |V_{ub}|^2 \times f, \quad f = \text{form factor (LCSR, LQCD)}$$

- Long-standing V_{xb} -puzzle between inclusive and exclusive decays
- $|V_{ub}|$ for inclusive and exclusive differ by 2.5σ experimentally



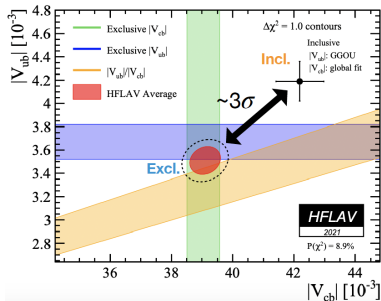
$$\text{Exclusive: } B \rightarrow \pi l \nu, B \rightarrow \rho l \nu$$

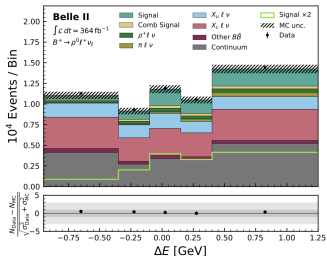
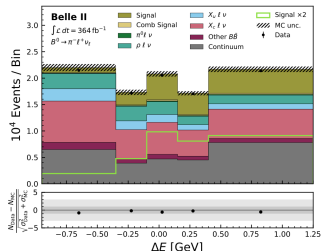
$$\text{Inclusive: } B \rightarrow X_{ul} \nu$$

- Used Run I data sample of Belle II
- Untagged analysis

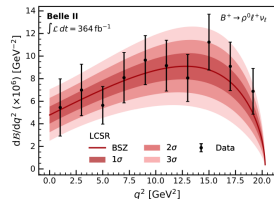
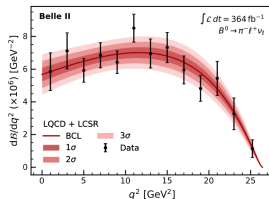
$$\begin{aligned} B^0 &\rightarrow \pi^- \ell^+ \nu_\ell \\ B^+ &\rightarrow \rho^0 \ell^+ \nu_\ell \end{aligned}$$

- Sum of measured exclusive B is $\sim 20\%$ of inclusive $B(B \rightarrow X_{ul} \nu)$





- Simultaneous $B^0 \rightarrow \pi^- \ell^+ \nu_\ell$ and $B^+ \rightarrow \rho^0 \ell^+ \nu_\ell$ signal yields extraction with binned 3D fit to M_{BC} , ΔE , and $q^2 = (p_B - p_{\pi^-}, \rho^0)^2$



$$\mathcal{B}(B^0 \rightarrow \pi^- \ell^+ \nu_\ell) = (1.516 \pm 0.042 \pm 0.059) \times 10^{-4}$$

$$\mathcal{B}(B^+ \rightarrow \rho^0 \ell^+ \nu_\ell) = (1.625 \pm 0.079 \pm 0.180) \times 10^{-4}$$

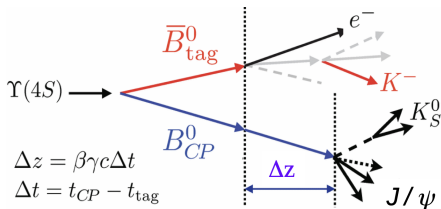
$$|V_{ub}|_{B \rightarrow \pi \ell \nu} = (3.73 \pm 0.07 \pm 0.07 \pm 0.16) \times 10^{-3}$$

$$|V_{ub}|_{B \rightarrow \rho \ell \nu} = (3.19 \pm 0.12 \pm 0.17 \pm 0.26) \times 10^{-3}$$

- \mathcal{B} results are consistent with WA
- $|V_{ub}|$ results are consistent with previous exclusive measurements [PRD 107 (2023) 052008, PRD 104 (2021) 034032], and theoretical uncertainty dominated

Time dependent CP violation

- Flagship measurement for B -factories



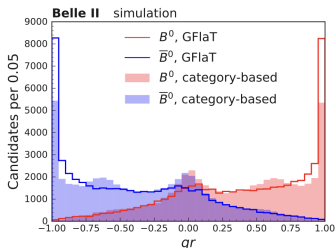
$\langle \Delta z \rangle \sim 130 \mu\text{m}$ at Belle II

$$\mathcal{A}_{CP}(\Delta t) = \frac{\Gamma(B_{\text{tag}=B^0}(\Delta t) \rightarrow f_{CP}) - \Gamma(B_{\text{tag}=\bar{B}^0}(\Delta t) \rightarrow f_{CP})}{\Gamma(B_{\text{tag}=B^0}(\Delta t) \rightarrow f_{CP}) + \Gamma(B_{\text{tag}=\bar{B}^0}(\Delta t) \rightarrow f_{CP})} =$$

$$= \mathcal{S} \cdot \sin(\Delta m_d \Delta t) - \mathcal{C} \cdot \cos(\Delta m_d \Delta t)$$

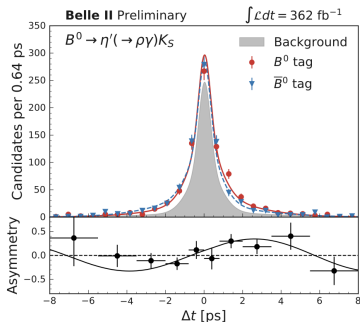
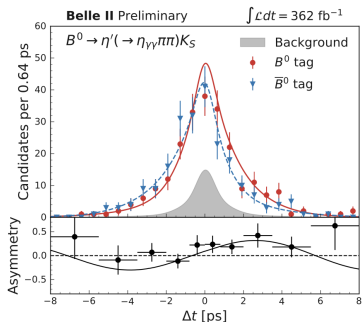
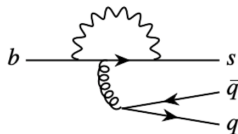
Mixing induced
 CP violation

Direct CP
 violation



- Measurement relies on ability to identify flavor of tag side B
- Graphical neutral network approach for flavor tagging has improved the tagging efficiency by $\sim 18\%$ at Belle II [[arXiv:2402.17260](https://arxiv.org/abs/2402.17260)]

- Gluonic penguin with $b \rightarrow sq\bar{q}$ transition, $q = u, d$, or s
- Golden mode: Relatively large \mathcal{B} and limited contribution from tree amplitudes
- In SM: $S \approx \sin 2\phi_1$ by 0.01 ± 0.01 and $C \approx 0$
- Used Run I data sample of Belle II
- Fit to M_{bc} , ΔE , C_{BDT} , Δt , and q_{tag} (tag-flavor)



$$C = -0.19 \pm 0.08 \pm 0.03$$

$$S = 0.67 \pm 0.10 \pm 0.04$$

- Results in agreement with WA
- Precision comparable with Belle [JHEP 10 (2014) 165] and BaBar [PRD 79 (2009) 052003] in spite of small data set

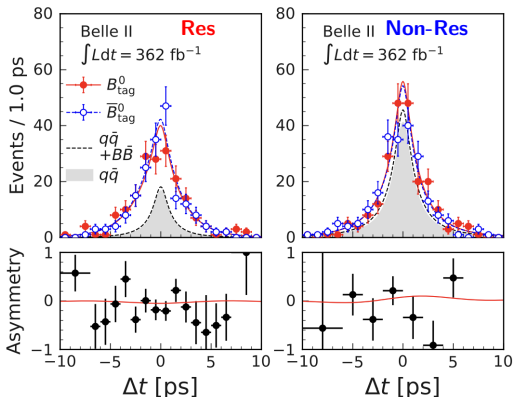
- Radiative penguin with $b \rightarrow s \gamma$ transition
- Used Run I data sample of Belle II
- Challenging to get B^0 vertex without prompt tracks

Res:

$$M_{K_S^0 \pi^0} \in (0.8, 1.0) \text{ GeV}/c^2 \text{ i.e., } K^{*0} \rightarrow K_S^0 \pi^0$$

Non-Res:

$$M_{K_S^0 \pi^0} \in (0.6, 0.8) \cup (1.0, 1.8) \text{ GeV}/c^2$$



- M_{bc} and ΔE followed by Δt fit to extract signal yield

$$S = 0.00^{+0.27}_{-0.26} \pm 0.03$$

$$C = 0.10 \pm 0.13 \pm 0.03$$

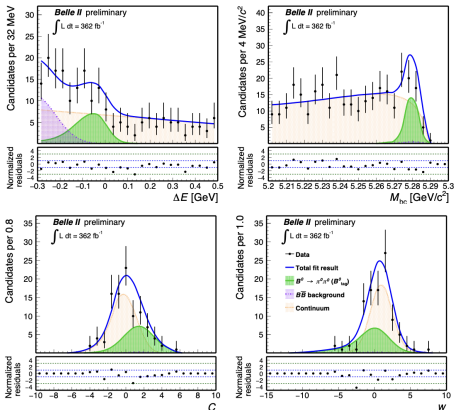
$$S = 0.04^{+0.45}_{-0.44} \pm 0.10$$

$$C = -0.06 \pm 0.25 \pm 0.08$$

- Results in agreement with WA and SM

- Results have improved precision compared to Belle [PRD 74 (2006) 111104] and BaBar [PRD 78 (2008) 071102]
- Results for S are most precise due to better K_S^0 identification

- Tree-level $b \rightarrow u$ processes allow extraction of ϕ_2 or α (least known CKM angle)
- Theoretical \mathcal{B} [PLB 794 (2008) 154, PRD 90 (2014) 014029] is $5\times$ smaller than experimental results as amplitude calculation is challenging involving low-energy, non-perturbative gluon exchanges
- Experimentally challenging: no tracks, γ trajectory and energy less precise than tracks
- Used Run I data sample of Belle II



- Fit to M_{bc} , ΔE , C , and w (wrong tag probability)

$$\mathcal{B}(B^0 \rightarrow \pi^0 \pi^0) = (1.26 \pm 0.20 \pm 0.12) \times 10^{-6}$$

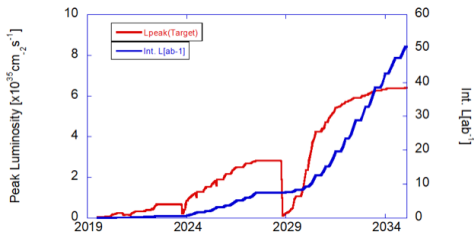
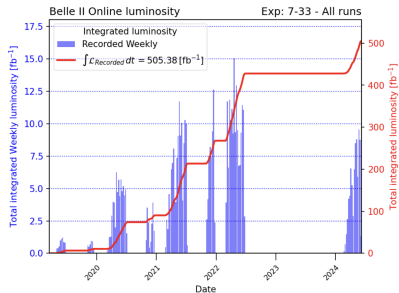
$$\mathcal{A}_{CP}(B^0 \rightarrow \pi^0 \pi^0) = 0.06 \pm 0.30 \pm 0.05$$

- Results in agreement with WA
- Results have superior or comparable precision with Belle [PRD 96 (2017) 032007] and BaBar [PRD 87 (2013) 052009] in spite of small data set

Conclusions

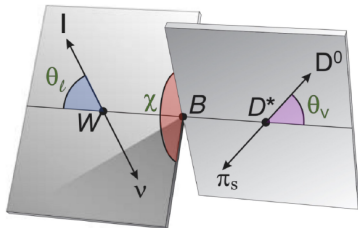
- Exploited full data of Belle or/and Run 1 data of Belle II
- Belle and Belle II have provided many world's leading measurements, best upper limits, and evidence
- Run II data taking of Belle II has started from early 2024: collecting quality physics data
- Waiting to enter 10^{35} luminosity era
- Many new results are on their way

A long way to go ... Stay tuned ...



Backup slides

- Angular coefficients from differential decay rate of exclusive semileptonic $\bar{B} \rightarrow D^* \ell \bar{\nu}_\ell$
- $|V_{cb}|$ from angular coefficients of $\bar{B} \rightarrow D^* \ell \bar{\nu}_\ell$
- Angular coefficients also allow determination of form factors for $B \rightarrow D^*$ decay, test sensitive to BSM effects and LFU



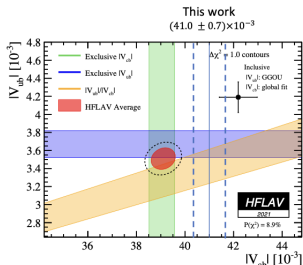
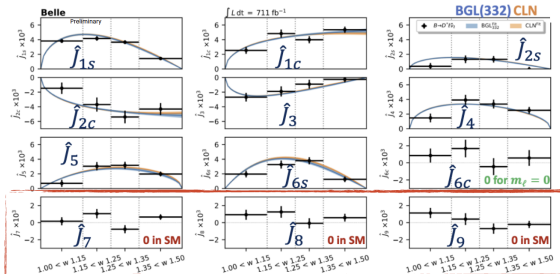
- Differential decay rate can be decomposed in a basis of angular functions with 12 coefficients, \hat{J}_i , all dependent on w

$$\frac{d\Gamma(\bar{B} \rightarrow D^* \ell \bar{\nu}_\ell)}{dw \, d\cos\theta_\ell \, d\cos\theta_V \, d\chi} = \frac{2G_F^2 \eta_{EW}^2 |V_{cb}|^2 m_B^4 m_{D^*}}{2\pi^4} \times \left(J_{1s} \sin^2 \theta_V + J_{1c} \cos^2 \theta_V \right. \\ \left. + (J_{2s} \sin^2 \theta_V + J_{2c} \cos^2 \theta_V) \cos 2\theta_\ell + J_3 \sin^2 \theta_V \sin^2 \theta_\ell \cos 2\chi \right. \\ \left. + J_4 \sin 2\theta_V \sin 2\theta_\ell \cos \chi + J_5 \sin 2\theta_V \sin \theta_\ell \cos \chi + (J_{6s} \sin^2 \theta_V + J_{6c} \cos^2 \theta_V) \cos \theta_\ell \right. \\ \left. + J_7 \sin 2\theta_V \sin \theta_\ell \sin \chi + J_8 \sin 2\theta_V \sin 2\theta_\ell \sin \chi + J_9 \sin^2 \theta_V \sin^2 \theta_\ell \sin 2\chi \right).$$

$$\text{Hadronic recoil energy } (w) = \frac{m_B^2 + m_{D^*}^2 - q^2}{2m_B m_{D^*}}$$

- Used full 711 fb⁻¹ data sample of Belle
- Hadronic B tagging
- 12 \hat{J}_i coefficients in 4 bins of w

$$\begin{aligned} B^+ &\rightarrow D^{*0} \ell^+ \nu, & D^{*0} &\rightarrow D^+ \pi^0 \\ B^0 &\rightarrow D^{*+} \ell^- \nu, & D^{*+} &\rightarrow D^0 \pi^+ \end{aligned}$$



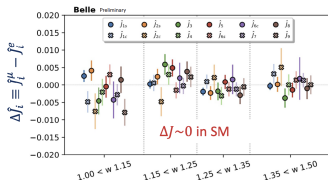
- Coefficients are in good agreement with the fit using BGL [NPB 461 (1996) 493, PRD 56 (1997) 6895] and CLN [NPB 530 (1998) 153] form-factor parametrizations
- Coefficients are consistent with the SM predictions

$$|V_{cb}| = (41.0 \pm 0.3 \pm 0.4 \pm 0.5) \times 10^{-3} \text{ (BGL)}$$

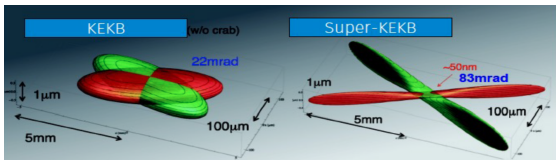
$$|V_{cb}| = (40.9 \pm 0.3 \pm 0.4 \pm 0.4) \times 10^{-3} \text{ (CLN)}$$

- Similar values of $|V_{cb}|$ using CLN and BGL form factors

- Closing the gap with inclusive $|V_{cb}|$ measurement



- No significant deviation from SM in LFU



	Energy (GeV) LER/HER	β_x^* (mm) LER/HER	ϵ_x (nm) LER/HER	ξ_y LER/HER	φ (mrad)	I_{beam} (A) LER/HER	Luminosity ($\text{cm}^{-2}\text{s}^{-1}$) $\times 10^{34}$
KEKB Achieved	3.5/8.0	5.9/5.9	18/24	0.13/0.09	11	1.6/1.2	2.11
SuperKEKB	4.0/7.0	0.27/0.3	3.2/2.4	0.09/0.09	41.5	2.8/2.0	65

factor 20

factor 1.5

Factor ~30 in the luminosity

- Design peak luminosity of $6.5 \times 10^{35} \text{ cm}^{-2}\text{s}^{-1}$ (30 times that of KEKB) to be achieved by;
 - reducing beam size by 20 times
 - increasing beam current by 1.5 times

Table 3. Systematic uncertainties (%) for branching fraction measurements.

Source	$K^{*0}[K^+\pi^-]\gamma$	$K^{*0}[K_S^0\pi^0]\gamma$	$K^{*+}[K^+\pi^0]\gamma$	$K^{*+}[K_S^0\pi^+]\gamma$
B counting	1.5	1.5	1.5	1.5
f^\pm/f^{00}	1.6	1.6	1.6	1.6
γ selection	0.9	0.9	0.9	0.9
π^0 veto	0.7	0.7	0.7	0.7
η veto	0.2	0.2	0.2	0.2
Tracking efficiency	0.5	0.5	0.2	0.7
π^+ selection	0.2	–	–	0.2
K^+ selection	0.4	–	0.4	–
K_S^0 reconstruction	–	1.4	–	1.4
π^0 reconstruction	–	3.9	3.9	–
χ^2 requirement	0.2	1.0	0.2	1.0
CSBDT requirement	0.3	0.4	0.4	0.3
Best candidate selection	0.1	1.0	0.6	0.2
Fit bias	0.1	0.9	0.5	0.2
Signal PDF model	0.1	0.4	0.3	0.2
KDE PDF model	0.1	0.8	0.6	0.2
Simulation sample size	0.2	0.8	0.4	0.5
Self-crossfeed fraction	–	1.0	1.0	–
Total	2.6	5.4	4.9	3.2

Table 2. Systematic uncertainties (%) for \mathcal{A}_{CP} measurements.

Source	$K^{*0}[K^+\pi^-]\gamma$	$K^{*+}[K^+\pi^0]\gamma$	$K^{*+}[K_S^0\pi^+]\gamma$
Fit bias	0.1	0.2	0.2
Signal PDF model	0.1	0.1	0.1
KDE PDF model	0.1	0.4	0.2
Best candidate selection	0.1	0.5	0.2
K^+ asymmetry	–	0.6	–
π^+ asymmetry	–	–	0.6
$K^+\pi^-$ asymmetry	0.3	–	–
Total	0.4	0.9	0.7

- Dominate systematics from number of $B\bar{B}$ events and f^\pm or f^{00}
- \mathcal{A}_{CP} measurement dominate uncertainty is coming from interaction of charged hadrons with detector material which give rise to asymmetries in track reconstruction efficiency

- Used a classifier to suppress backgrounds from continuum ($e^+e^- \rightarrow q\bar{q}$, $q \in u, d, s, c$) and generic B ($B\bar{B}$)
- Peaking backgrounds are either vetoed or included in the fit of signal yield extraction

channel	background source
$B^0 \rightarrow \eta\mu\mu$	$B^0 \rightarrow \eta K\pi$
$B^0 \rightarrow \pi^0\mu\mu$	$B^0 \rightarrow \pi^0 K\pi$ & $B^0 \rightarrow \pi^0 KK$
$B^+ \rightarrow \pi^+ ee$	$B^+ \rightarrow K^+ ee$
$B^0 \rightarrow \rho^0 ee$	$J/\psi \rightarrow e$ & $K^* \rightarrow K \leftrightarrow e$
$B^+ \rightarrow \rho^+ \mu\mu$	$J/\psi \rightarrow \mu$ & $K^* \rightarrow K \leftrightarrow \mu, \rho^+ \bar{D}^0 (K^+ \pi^-)$

source	ηee	$\eta\mu\mu$	ωee	$\omega\mu\mu$	$\pi^0 ee$	$\pi^0\mu\mu$	$\pi^+ ee$	$\rho^0 ee$	$\rho^0\mu\mu$	$\rho^+ ee$	$\rho^+\mu\mu$
μ	–	0.6	–	0.6	–	0.6	–	–	0.6	–	0.6
e	0.8	–	0.8	–	0.8	–	0.8	–	–	0.8	–
π^+	1.0	1.0	1.0	1.0	–	–	0.5	1.0	1.0	0.5	0.5
π^0	2.3	2.3	2.3	2.3	2.3	2.3	–	–	–	2.3	2.3
γ	4.0	4.0	–	–	–	–	–	–	–	–	–
FastBDT	7.1	6.6	7.1	6.6	7.1	6.6	1.4	1.4	0.8	7.1	6.6
MC statistics	0.48	0.37	0.73	0.53	0.34	0.24	0.24	0.53	0.34	0.80	0.54
decay model	0.57	0.45	0.75	0.69	0.49	0.76	0.40	0.66	0.51	0.81	0.52
mass window	1.05	1.05	1.21	1.21	–	–	–	3.03	3.03	3.03	3.03
BCS	0.03	0.11	0.15	0.43	0.21	0.23	0.11	0.02	1.09	0.6	0.5
Tracking	0.7-1.4	0.7-1.4	1.4	1.4	0.7	0.7	1.05	1.4	1.4	1.05	1.05
PDF shape	0.04	0.04	0.43	0.07	0.10	0.09	0.50	0.20	0.06	0.34	0.32
$f^{+-/00}$	2.45	2.45	2.45	2.45	2.45	2.45	2.45	2.45	2.45	2.45	2.45
$N_{B\bar{B}}$	1.4	1.4	1.4	1.4	1.4	1.4	1.4	1.4	1.4	1.4	1.4
Total	9.35	8.95	8.37	7.91	8.07	7.64	3.56	4.80	4.76	8.75	8.29

TABLE XVII: Systematic uncertainties for $b \rightarrow d\ell\ell$ decay channels. The uncertainties are shown in %.

channel	$\mathcal{B}^{\text{UL}}(10^{-8})$	$\mathcal{B}(10^{-8})$
$B^0 \rightarrow \eta e^+ e^-$	< 10.5	$0.0^{+4.9}_{-3.4} \pm 0.1$
$B^0 \rightarrow \eta \mu^+ \mu^-$	< 9.4	$1.9^{+3.4}_{-2.5} \pm 0.2$
$B^0 \rightarrow \eta \ell^+ \ell^-$	< 4.8	$1.3^{+2.8}_{-2.2} \pm 0.1$
$B^0 \rightarrow \omega e^+ e^-$	< 30.7	$-2.1^{+26.5}_{-20.8} \pm 0.2$
$B^0 \rightarrow \omega \mu^+ \mu^-$	< 24.9	$7.7^{+10.8}_{-7.5} \pm 0.6$
$B^0 \rightarrow \omega \ell^+ \ell^-$	< 22.0	$6.4^{+10.7}_{-7.8} \pm 0.5$
$B^0 \rightarrow \pi^0 e^+ e^-$	< 7.9	$-5.8^{+3.6}_{-2.8} \pm 0.5$
$B^0 \rightarrow \pi^0 \mu^+ \mu^-$	< 5.9	$-0.4^{+3.5}_{-2.6} \pm 0.1$
$B^0 \rightarrow \pi^0 \ell^+ \ell^-$	< 3.8	$-2.3^{+2.1}_{-1.5} \pm 0.2$
$B^+ \rightarrow \pi^+ e^+ e^-$	< 5.4	$0.1^{+2.7}_{-1.8} \pm 0.1$
$B^0 \rightarrow \rho^0 e^+ e^-$	< 45.5	$23.6^{+14.6}_{-11.2} \pm 1.1$
$B^+ \rightarrow \rho^+ e^+ e^-$	< 46.7	$-38.2^{+24.5}_{-17.2} \pm 3.4$
$B^+ \rightarrow \rho^+ \mu^+ \mu^-$	< 38.1	$13.0^{+17.5}_{-13.3} \pm 1.1$
$B^+ \rightarrow \rho^+ \ell^+ \ell^-$	< 18.9	$2.5^{+14.6}_{-11.8} \pm 0.2$

$B^0 \rightarrow \gamma\gamma$ at Belle & Belle II

- Signal reconstruction by two back-to-back highly energetic photons, with $E_\gamma^* \in [1.4 - 3.4]$ GeV
- To reject background from Bhabha scattering or $e^+e^- \rightarrow \gamma\gamma$, timing requirement is applied
- Classifier is used to distinguish photon from K_L^0 showers
- Used classifiers to reject background from continuum, $\pi^0 \rightarrow \gamma\gamma$ and $\eta \rightarrow \gamma\gamma$

TABLE I. Summary of additive systematic uncertainties.

Source	Belle	Belle II
Fit bias	+0.14	+0.10
PDF parameterization	+0.56 -0.48	+0.28 -0.32
Shape modeling	+0.06	+0.04
Total (sum in quadrature)	+0.58 -0.48	+0.30 -0.32

TABLE II. Summary of multiplicative systematic uncertainties.

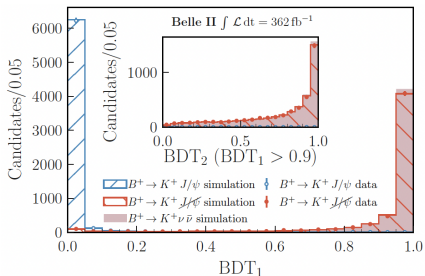
Source	Belle (%)	Belle II (%)
Photon detection efficiency	4.0	2.7
MC statistics	0.4	0.3
Number of $B\bar{B}$ pairs	1.3	1.5
f^{00}	2.5	2.5
C_{BDT} requirement	0.4	0.9
π^0/η veto	0.4	0.6
Timing requirement efficiency	2.8	—
Total (sum in quadrature)	5.7	4.1

- Photon detection systematic is dominate, obtained using recoil technique in radiative Bhabha events $e^+e^- \rightarrow e^+e^-\gamma$ in Belle, and $e^+e^- \rightarrow \mu^+\mu^-\gamma$ in Belle II

- ITA: low purity (0.8%) and high efficiency (8%)
- HTA: high purity (3.5%) and low efficiency (0.4%)
- Inclusive properties of tag- B is used to suppress bkg from signal side
- Background suppression:
 - ITA: 2 consecutive classifiers to suppress continuum and generic B backgrounds
 - HTA: 1 classifier to suppress continuum and generic B backgrounds

$B^+ \rightarrow K^+ \nu \bar{\nu}$ ITA result validation

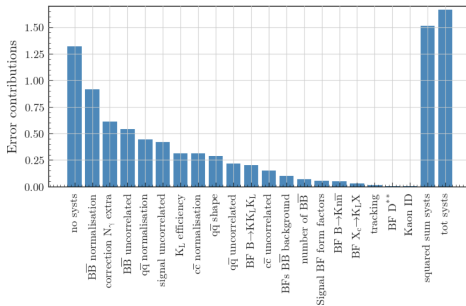
- Trained two consecutive BDTs and signal efficiency was checked with $B^+ \rightarrow J/\psi K^+$ decays:
 - Remove J/ψ and correct K^+ kinematics to match $K^+ \nu \bar{\nu}$



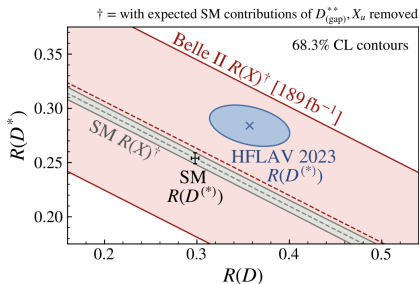
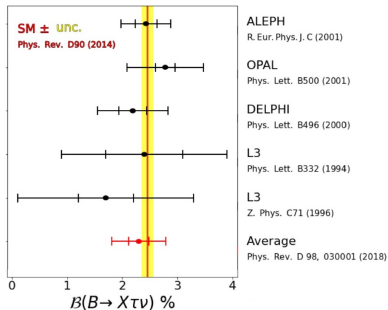
- Closure test with measurement of $\mathcal{B}(B^+ \rightarrow \pi^+ K_S^0) = (2.5 \pm 0.5) \times 10^{-5}$
 - Result is compatible with PDG value of $(2.38 \pm 0.08) \times 10^{-5}$
- Controlled background using
 - Off-resonance data for continuum background
 - Background from charmless hadronic B decays with K_L^0 or neutrons *i.e.*, $B^+ \rightarrow K^+ K^0 \bar{K}^0$, $B^+ \rightarrow K^+ n \bar{n}$, and $B \rightarrow K^* \nu \bar{\nu}$, are considered.
 - $B^+ \rightarrow K^+ K^0 \bar{K}^0$ bkg is validated by reconstructing $B^+ \rightarrow K^+ K_S^0 K_S^0$ and $B^0 \rightarrow K_S^0 K^+ K^-$ decays
 - $B \rightarrow D(\rightarrow K^+ X) \ell^- \nu_\ell$ background is studied by combining K^+ with other charged tracks in the event
 - Used pion-enhanced sideband for misidentification study

$B \rightarrow K \nu \bar{\nu}$ at Belle II

Source	Correction	Uncertainty type	Uncertainty size	Impact on μ
Normalization of continuum and $B\bar{B}$ background	—	Global, 7 NP	50%	0.87
Leading B -decays branching fractions	—	Shape, 5 NP	$O(1\%)$	0.22
Branching fraction for $B^+ \rightarrow K^+ K_L^0 K_L^0$	q^2 dependent $O(100\%)$	Shape, 1 NP	20%	0.48
p -wave component for $B^+ \rightarrow K^+ K_S^0 K_L^0$	q^2 dependent $O(100\%)$	Shape, 1 NP	30%	0.02
Branching fraction for $B \rightarrow D^{(*)}$	—	Shape, 1 NP	50%	0.41
Branching fraction for $B^+ \rightarrow n\bar{n}K^+$	q^2 dependent $O(100\%)$	Shape, 1 NP	100%	0.20
Branching fraction for $D \rightarrow K_L X$	+30%	Shape, 1 NP	10%	0.14
Continuum background modeling, BDT _c	Multivariate $O(10\%)$	Shape, 1 NP	100% of correction	0.01
Integrated luminosity	—	Global, 1 NP	1%	< 0.01
Number of $B\bar{B}$	—	Global, 1 NP	1.5%	0.02
Off-resonance sample normalization	—	Global, 1 NP	5%	< 0.01
Track finding efficiency	—	Shape, 1 NP	0.3%	0.20
Signal kaon PID	p, θ dependent $O(10 - 100\%)$	Shape, 7 NP	$O(1\%)$	0.07
Photon energy scale	—	Shape, 1 NP	0.5%	0.07
Hadronic energy scale	-10%	Shape, 1 NP	10%	0.35
K_L^0 efficiency in ECL	-17%	Shape, 1 NP	8%	0.21
Signal SM form factors	q^2 dependent $O(1\%)$	Shape, 3 NP	$O(1\%)$	0.02
Global signal efficiency	—	Global, 1 NP	3%	0.03
MC statistics	—	Shape, 156 NP	$O(1\%)$	0.52



- Main backgrounds from hadrons misidentified as leptons and leptons originating from charmed hadrons
 - Suppressed μ fakes from π or K by rejecting $\omega \rightarrow \pi^+\pi^-\pi^0$, $K^{*0} \rightarrow \pi^-K^+$, $D^0 \rightarrow K^-\pi^-\pi^+\pi^+$, $D^+ \rightarrow \pi^+\pi^+\pi^- + [\pi^0 \text{ or } \pi^+\pi^-]$, and $D^+ \rightarrow K^-\pi^+\pi^+(\pi^0)$
 - $B \rightarrow X_c \rightarrow \ell$ background modelling: reweight $B \rightarrow X\tau(\ell)\nu$ events by taking exp-to-sim ratio in M_X bin using high p_ℓ^B sample



Source	Uncertainty [%]		
	e	μ	ℓ
Experimental sample size	8.8	12.0	7.1
Simulation sample size	6.7	10.6	5.7
Tracking efficiency	2.9	3.3	3.0
Lepton identification	2.8	5.2	2.4
$X_c \ell \nu$ reweighting	7.3	6.8	7.1
$B\bar{B}$ background reweighting	5.8	11.5	5.7
$X \ell \nu$ branching fractions	7.0	10.0	7.7
$X \tau \nu$ branching fractions	1.0	1.0	1.0
$X_c \tau(\ell) \nu$ form factors	7.4	8.9	7.8
Total	18.1	25.6	17.3

- Dominated systematic uncertainties are experimental and simulated sample sizes as normalization
- Control sample reweighting procedure: $B\bar{B}$ background shapes uncertainties are associated with simulation reweighting

$B^0 \rightarrow \pi^- \ell^+ \nu_\ell$ and $B^+ \rightarrow \rho^0 \ell^+ \nu_\ell$ at Belle II

- Background from $B \rightarrow X_c \ell \nu$ is suppressed by applying $p_\ell^* > 1.0$ or > 1.4 GeV/c² for $B^0 \rightarrow \pi^- \ell^+ \nu_\ell$ and $B^+ \rightarrow \rho^0 \ell^+ \nu_\ell$

$B^0 \rightarrow \pi^- \ell^+ \nu_\ell$													
Source	q1	q2	q3	q4	q5	q6	q7	q8	q9	q10	q11	q12	q13
Detector effects	2.0	0.9	1.1	1.0	1.0	1.1	1.1	1.0	0.9	1.2	2.3	4.1	5.8
Beam energy	0.6	0.8	0.7	0.8	0.7	0.6	0.6	0.6	0.5	0.5	0.5	0.6	0.7
Simulated sample size	4.7	3.8	3.3	3.2	3.2	2.9	3.8	3.7	4.0	4.5	5.9	8.0	13.6
BDT efficiency	1.3	1.3	1.3	1.3	1.3	1.3	1.3	1.3	1.3	1.3	1.3	1.3	1.3
Physics constraints	2.9	2.9	2.9	2.9	2.9	2.9	2.9	2.9	2.9	2.9	2.9	2.9	2.9
Signal model	0.1	0.1	0.2	0.1	0.0	0.2	0.2	0.4	0.3	0.8	0.9	0.2	4.9
ρ lineshape	0.1	0.1	0.3	0.3	0.2	0.1	0.3	0.1	0.3	0.1	0.2	0.2	0.6
Nonres. $B \rightarrow \pi \ell \nu_\ell$	0.5	0.6	0.4	0.4	0.5	1.0	1.2	1.0	0.8	1.8	1.2	2.3	14.3
DFN parameters	0.8	0.4	1.5	1.6	1.4	1.7	1.2	0.1	0.7	1.2	2.9	3.5	3.7
$B \rightarrow X_u \ell \nu_\ell$ model	0.2	0.4	0.3	0.4	0.2	0.9	1.1	1.2	1.0	1.3	1.6	0.7	8.7
$B \rightarrow X_c \ell \nu_\ell$ model	1.4	2.0	1.7	1.3	1.3	1.4	1.8	1.6	1.3	1.4	1.1	0.5	1.7
Continuum	15.1	11.3	7.6	7.1	5.8	5.7	8.1	8.3	9.6	10.4	14.5	23.8	34.4
Total systematic	16.4	12.6	9.3	8.7	7.7	7.7	10.0	9.9	11.1	12.2	16.6	26.0	41.6
Statistical	11.0	8.8	7.9	7.0	7.5	6.4	7.9	7.7	9.1	10.7	9.6	14.6	22.6
Total	19.7	15.4	12.2	11.2	10.7	10.0	12.7	12.6	14.4	16.3	19.1	29.8	47.3

$B^+ \rightarrow \rho^0 \ell^+ \nu_\ell$										
Source	q1	q2	q3	q4	q5	q6	q7	q8	q9	q10
Detector effects	2.8	2.0	1.6	1.1	1.7	1.9	2.4	1.4	1.4	1.6
Beam energy	2.1	1.9	1.9	1.5	1.3	1.1	1.0	0.9	0.8	0.5
Simulated sample size	14.1	7.8	7.4	6.3	6.3	5.2	6.4	5.6	6.2	7.3
BDT efficiency	1.6	1.6	1.6	1.6	1.6	1.6	1.6	1.6	1.6	1.6
Physics constraints	2.8	2.8	2.8	2.8	2.8	2.8	2.8	2.8	2.8	2.8
Signal model	0.7	0.2	0.2	0.2	0.3	0.4	0.5	0.3	1.8	2.4
ρ lineshape	1.7	1.6	2.0	1.0	1.9	1.8	1.4	0.9	1.6	1.7
Nonres. $B \rightarrow \pi \ell \nu_\ell$	5.6	6.3	6.7	8.6	9.3	10.7	10.1	7.0	7.8	11.8
DFN parameters	3.6	5.5	4.1	3.5	1.1	1.2	2.7	1.7	1.9	2.3
$B \rightarrow X_u \ell \nu_\ell$ model	1.7	3.0	3.8	5.0	5.8	6.1	6.3	1.9	7.2	12.4
$B \rightarrow X_c \ell \nu_\ell$ model	1.8	1.9	1.7	1.1	1.4	1.7	0.9	0.9	1.9	2.6
Continuum	31.5	24.3	17.0	19.6	13.2	14.8	16.0	16.6	15.2	18.7
Total systematic	35.6	27.5	21.0	23.5	18.8	20.5	21.6	19.4	20.2	27.0
Statistical	30.0	17.5	20.8	14.4	12.4	13.6	14.1	10.4	12.2	11.8
Total	46.6	32.6	29.6	27.6	22.6	24.6	25.8	22.0	23.6	29.5

- Continuum reweighting is dominate systematic and limited by off-resonance sample size (42 fb⁻¹)

$$B^0 \rightarrow \eta' K_S^0, B^0 \rightarrow K_S^0 \pi^0 \gamma, \text{ and } B^0 \rightarrow \pi^0 \pi^0$$

Table II: Summary of systematic uncertainties for $C_{\eta'K_S^0}$ and $S_{\eta'K_S^0}$.

Source	$C_{\eta'K_S^0}$	$S_{\eta'K_S^0}$
Signal and continuum yields	< 0.001	0.002
SxF and $B\bar{B}$ yields	< 0.001	0.006
C_{BDT} mismodeling	0.004	0.010
Signal and background modeling	0.020	0.014
Observable correlations	0.008	0.001
Δt resolution fixed parameters	0.005	0.009
Δt resolution model	0.004	0.019
Flavor tagging	0.007	0.004
τ_{B^0} and Δm_d	< 0.001	0.002
Fit bias	0.003	0.002
Tracker misalignment	0.004	0.006
Momentum scale	0.001	0.001
Beam spot	0.002	0.002
B -meson motion in the $\Upsilon(4S)$ frame	< 0.001	0.017
Tag-side interference	0.005	0.011
$B\bar{B}$ background asymmetry	0.008	0.006
Candidate selection	0.007	0.009
Total	0.027	0.037

Source	$K^{*0}\gamma$		$K_S^0\pi^0\gamma$	
	S	C	S	C
E and p scales	± 0.017	± 0.015	± 0.083	± 0.047
Vertex measurement	± 0.021	± 0.009	± 0.023	± 0.036
Flavor tagging	± 0.005	$+0.012$ -0.009	$+0.008$ -0.009	$+0.013$ -0.009
Signal modeling	± 0.003	± 0.003	± 0.032	± 0.013
Δt resolution function	± 0.014	± 0.009	± 0.031	± 0.013
τ_{B^0} and Δm_d	< 0.001	< 0.001	± 0.003	< 0.001
$B\bar{B}$ background asym.	$+0.007$ -0.008	± 0.011	$+0.030$ -0.026	$+0.049$ -0.051
Tag-side interference	< 0.001	-0.002	+0.001	+0.001
Total	± 0.032	$+0.026$ -0.025	$+0.102$ -0.100	± 0.080

Source	\mathcal{B}	\mathcal{A}_{CP}
π^0 efficiency	8.6 %	n/a
$\Upsilon(4S)$ branching fractions ($1 + f^{+-}/f^{00}$)	2.5 %	n/a
Continuum-suppression efficiency	1.9 %	n/a
$B\bar{B}$ -background model	1.7 %	0.034
Sample size $N_{B\bar{B}}$	1.5 %	n/a
Signal model	1.2 %	0.021
Continuum-background model	0.9 %	0.025
Wrong-tag probability calibration	n/a	0.008
Total systematic uncertainty	9.6 %	0.048
Statistical uncertainty	15.9 %	0.303

- For $B^0 \rightarrow K_S^0 \pi^0 \gamma$ dominate systematic from vertex measurement: as main challenge was to find B^0 vertex without prompt tracks
 - Used $K_S^0 \rightarrow \pi^+ \pi^-$ information and beamspot constraint