

VAE-WGAN and Fast Simulation of Electromagnetic Calorimeter Responses

Jubna Jabbar, Günter Quast, Florian Bernlochner, Pablo Goldenzweig | 15.03.2021

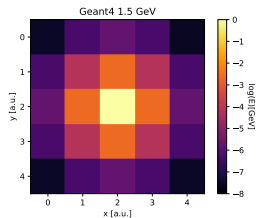
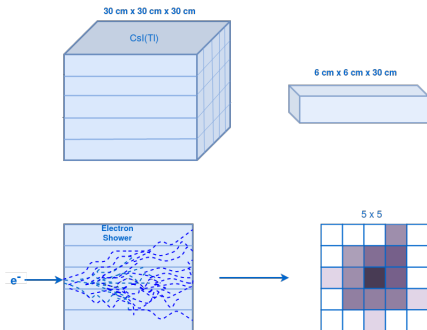
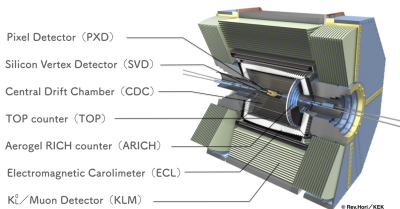
INSTITUTE OF EXPERIMENTAL PARTICLE PHYSICS (ETP)



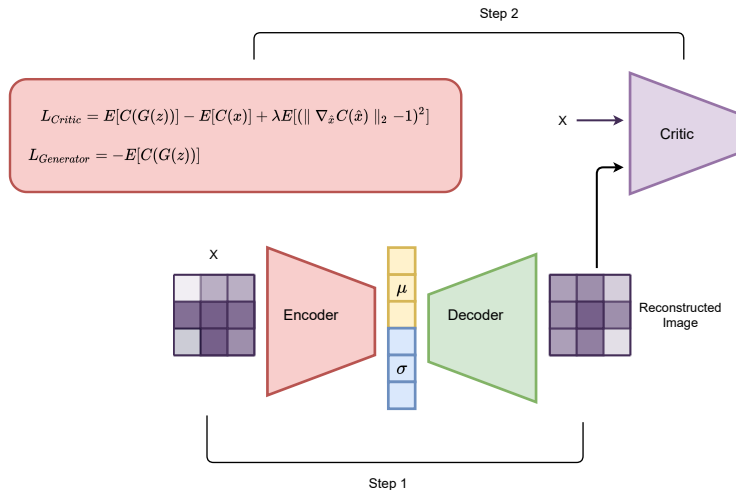
Motivation

- Simulation of particle showers in electromagnetic calorimeter is a computationally expensive and time consuming process
- Deep learning generative models like Variational Autoencoder (VAE) and Wasserstein Generative Adversarial Network (WGAN) show a promising development in the area of fast simulation of calorimeter responses.
- Inspired from the studies on precise simulation of HGCal showers using WGAN Network (arXiv:1807.01954v2)

Introduction



VAE + WGAN



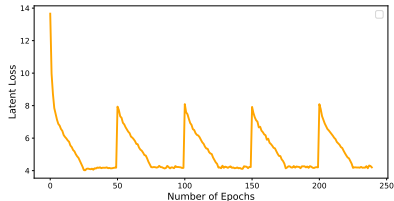
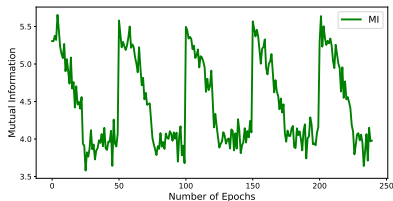
$$L_{VAE} = E_{z \sim q(z|x)} \log p(x|z) - \beta D_{KL}[q(z|x)||p(z)] - \gamma MI$$

Training

$$L_{VAE} = E_{z \sim q(z|x)} \log p(x|z) - \beta D_{KL}[q(z|x)||p(z)] - \gamma MI$$

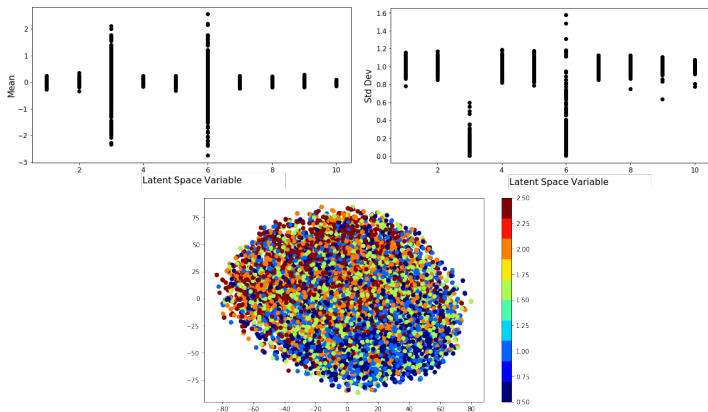
- VAE based approaches for disentangled representations
- KL annealing is used to improve the performance and avoid posterior collapse issues
- GAN based approaches for high quality synthesis
- To avoid trade-off, this is separated into two successive problems
 - First learn latent space representation using VAE
 - Then GAN for high fidelity synthesis

Mutual Information (MI) between X and Z



- MI shows the amount of information the decoder absorbs from latent vectors while generating output
- Model maintains a good positive MI value which means output values are related to latent vectors.

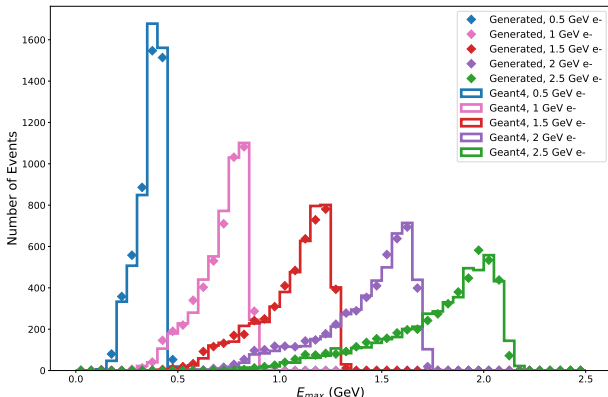
Information Encoded μ and σ



Latent space t-SNE plot

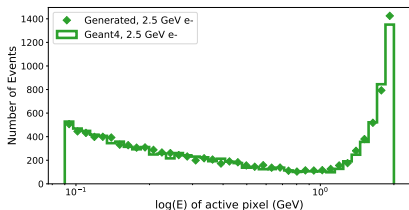
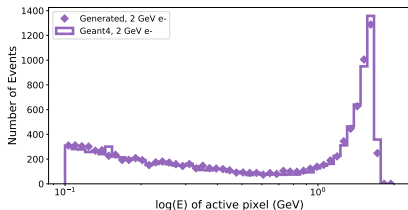
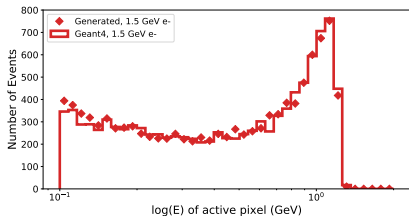
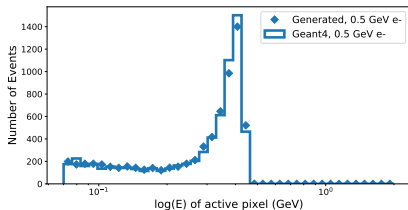
- 2 latent space variables contain most of the information
- t-SNE plot shows the regularization of latent space for each class
- 2 GeV variables are the interpolated latent space variables.

Maximum Energy Distribution



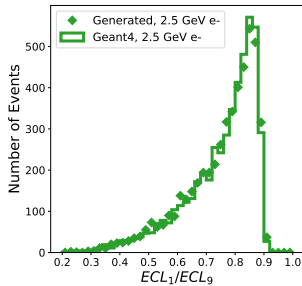
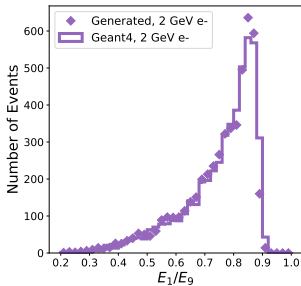
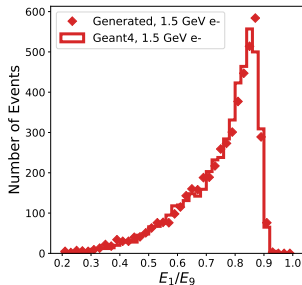
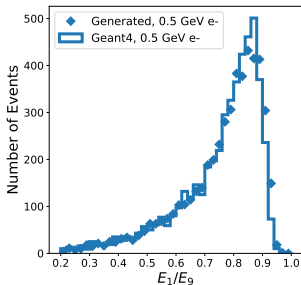

- Maximum value of energy deposited in the 5 x 5 crystals
- 2 GeV distribution is interpolated by the model
- Distribution agreement is comparable to WGAN

Cell Energy Distribution



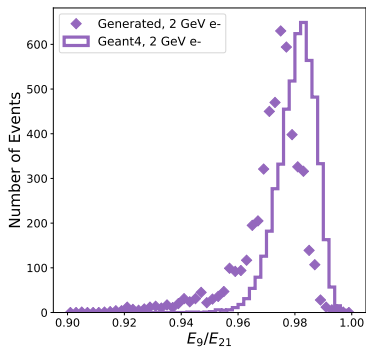
- Distribution of energy deposition in every cell
- Good agreement between Geant4 distribution and VAE+WGAN model distribution

$$E_1/E_9$$



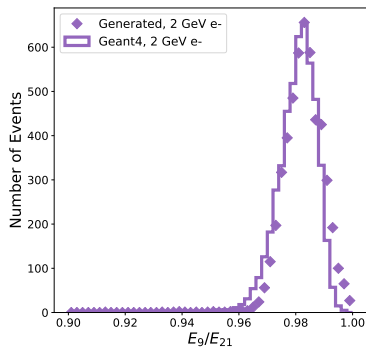
$$E_9/E_{21}$$

WGAN



- Ratio of energy deposited in the inner 9 cells to that of 21 cells excluding the corner cells

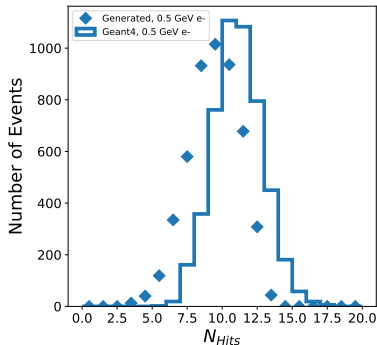
VAE + WGAN



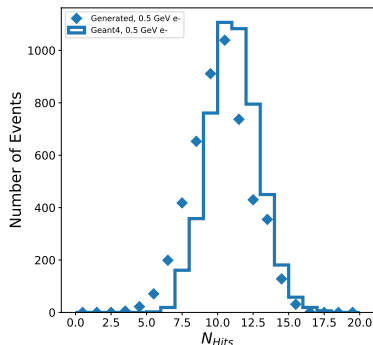
- A slight improvement in the distribution is seen for the new model

Number of Hits

WGAN



VAE + WGAN

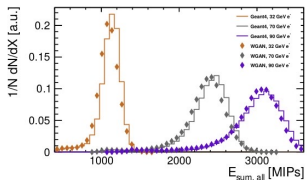


- The distribution of number of cells having energy deposited inside it
- Further studies planned to improve the agreement

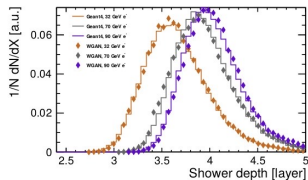
Summary and Next Steps

- VAE+ GAN model is tested on Geant4 electron showers
 - It shows an improvement for variable E_9/E_{21}
 - N_{Hits} still needs improvement
- Model with InfoGAN and VAE is currently in progress (arXiv:1606.03657)
- Aiming for a model with good generation quality and latent space disentanglement.

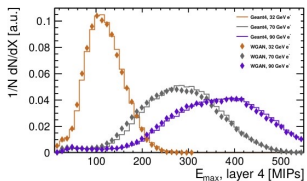
Backup



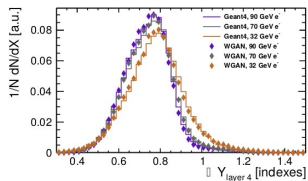
(a)



(b)



(c)



(d)

Results from arXiv:1807.01954v2