

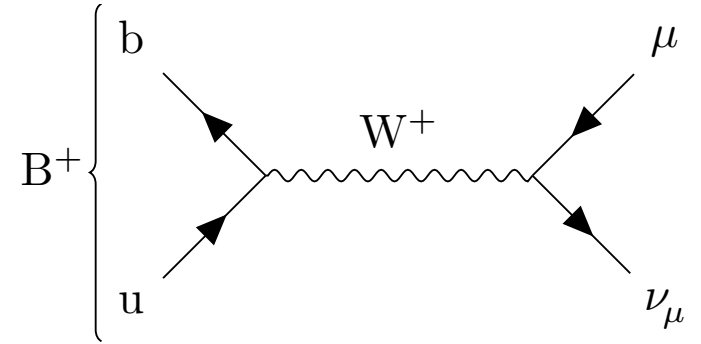
B Leptonic Decay

Eiichi Nakano (Osaka City University, NITEP) on behalf of Belle II collaboration
2019 Lattice X Intensity Frontier Workshop (Sep. 23-25, 2019)

Introduction

- B meson leptonic decay : test the validity of the Standard Model of particle physics

$$Br(B^+ \rightarrow \ell^+ \nu_\ell) = \frac{G_F^2 m_B m_\ell^2}{8\pi} \left(1 - \frac{m_\ell^2}{m_B^2}\right)^2 f_B^2 |V_{ub}|^2 \tau_B^2$$

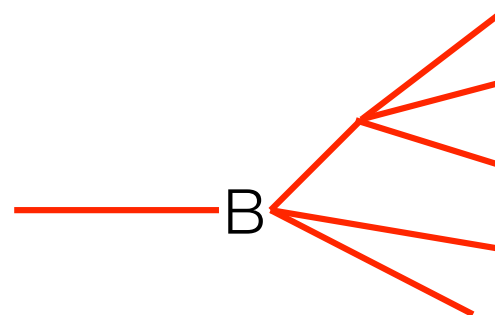
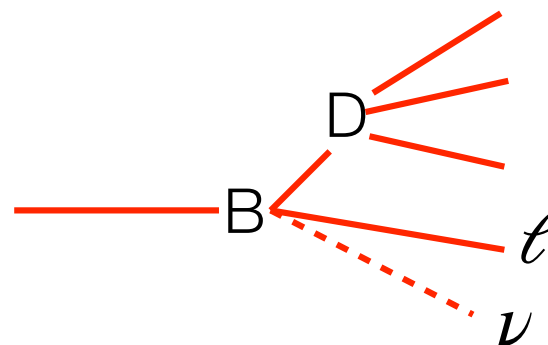
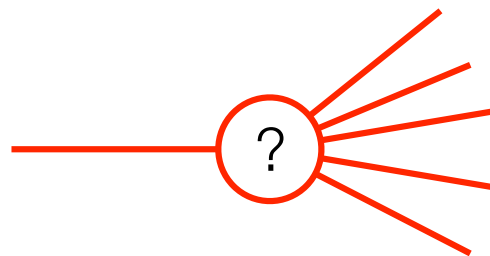


- G_F : Fermi constant, $m_{B/l}$: mass of B meson or lepton, V_{ub} : CKM matrix element, τ_B : B meson lifetime, f_B : B meson decay constant
- b - u quark annihilation : CKM suppression, $|V_{ub}|^2$
- W decay into lepton-neutrino pair : helicity suppression, m_ℓ^2
- f_B : determined by non-perturbative methods
- $Br(B^+ \rightarrow \mu^+ \nu_\mu) = (6.6 \pm 2.2 \pm 1.6) \times 10^{-7}$ (Belle 2018, Phys. Rev. Lett. 121, 031801 (2018))

- improved search for $B^+ \rightarrow \mu^+ \nu_\mu$ than previous our publish (Phys. Rev. Lett. 121, 031801 (2018))
- World Averaged values (PDG)
 - $|V_{ub}| = \left(4.49 \pm 0.16_{(\text{stat.})} \begin{matrix} +0.16 \\ -0.17 \end{matrix}_{(\text{sys.})} \pm 0.17_{(\text{theo.})} \right) \times 10^{-3}$ (inclusive meas.)
 - $|V_{ub}| = (3.67 \pm 0.09 \pm 0.12) \times 10^{-3}$ (exclusive meas.)
 - $|V_{ub}| = (3.94 \pm 0.36) \times 10^{-3}$ combine inclusive and exclusive
- SM calculation with $f_B = 184 \pm 4 \text{ MeV}$
 - $Br(B^+ \rightarrow \mu^+ \nu_\mu) = (4.3 \pm 0.8) \times 10^{-7}$ (inclusive $|V_{ub}|$)
 - $Br(B^+ \rightarrow \mu^+ \nu_\mu) = (3.7 \pm 0.4) \times 10^{-7}$ (exclusive $|V_{ub}|$)
 - ~ 300 events in full Belle data set at $\Upsilon(4s)$ (= 711 fb^{-1})

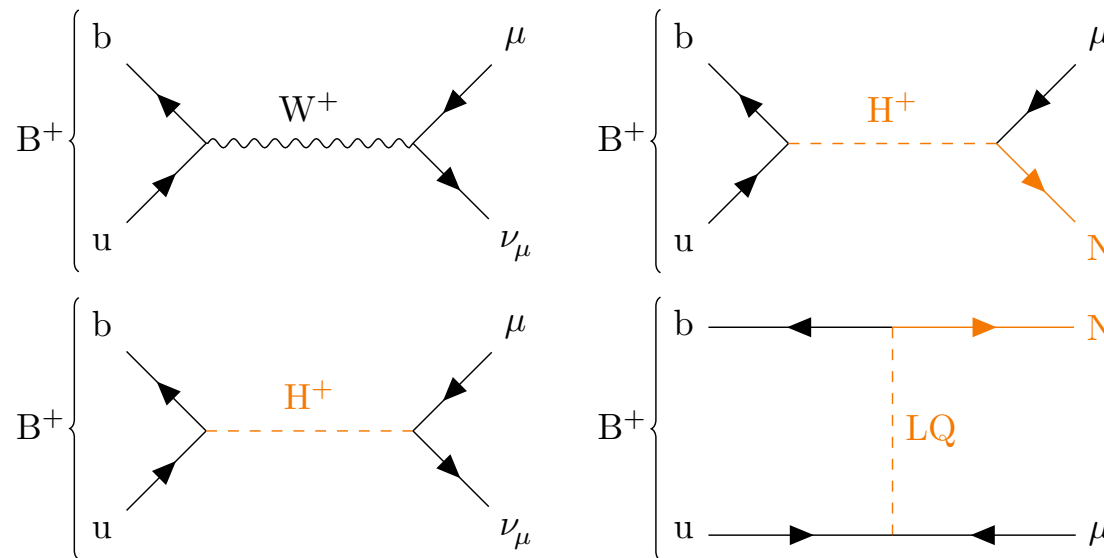
B tagging in Belle

- inclusive tag : consistent with B meson
 - eff. = $O(10\%)$: important in this case
 - low purity
- semi-leptonic tag : partial know B meson
 - eff. = $O(1\%)$
 - moderate purity
- hadronic tag : exactly know B meson
 - eff. = $O(0.1\%)$
 - high purity



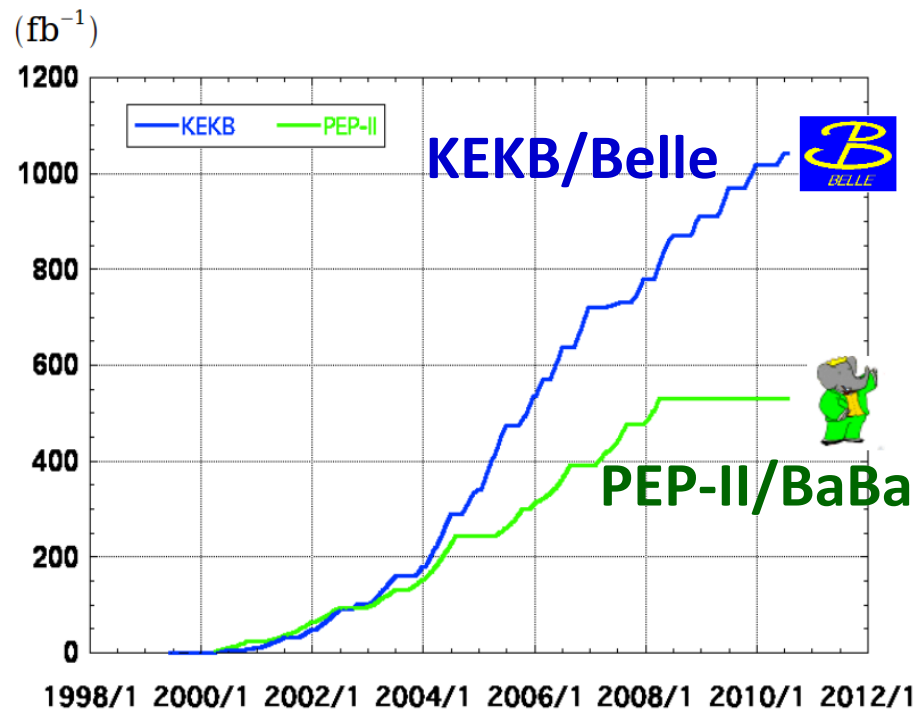
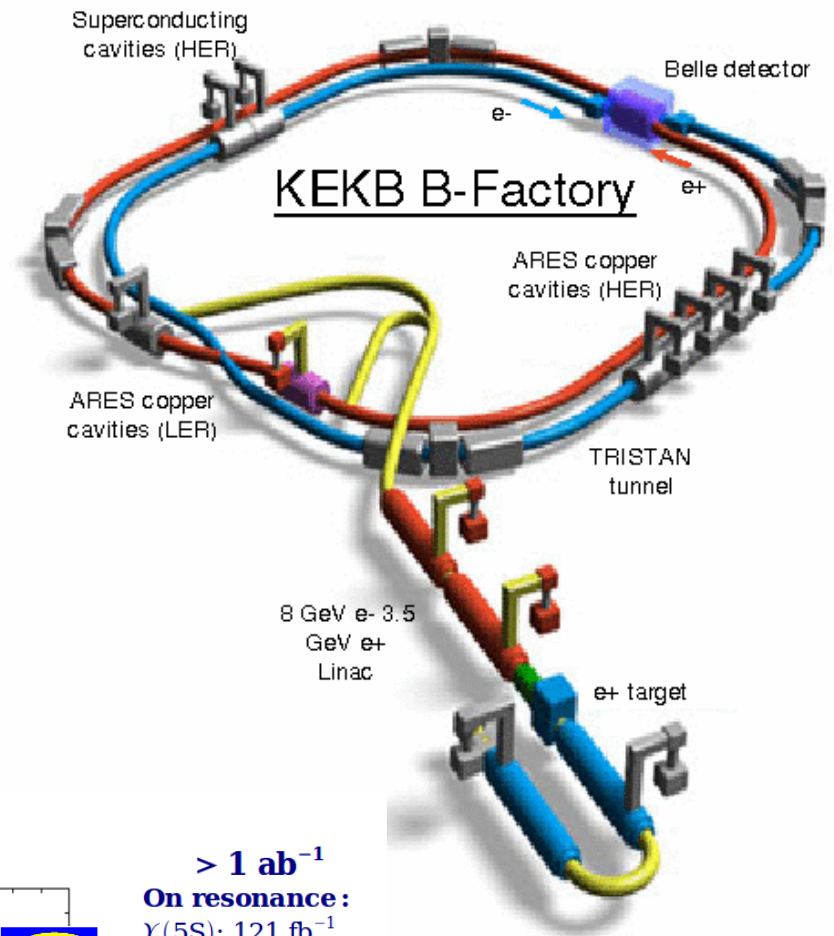
New Physics

- deviates cross section from SM prediction
 - charged Higgs or LQ
 - sterile neutrino



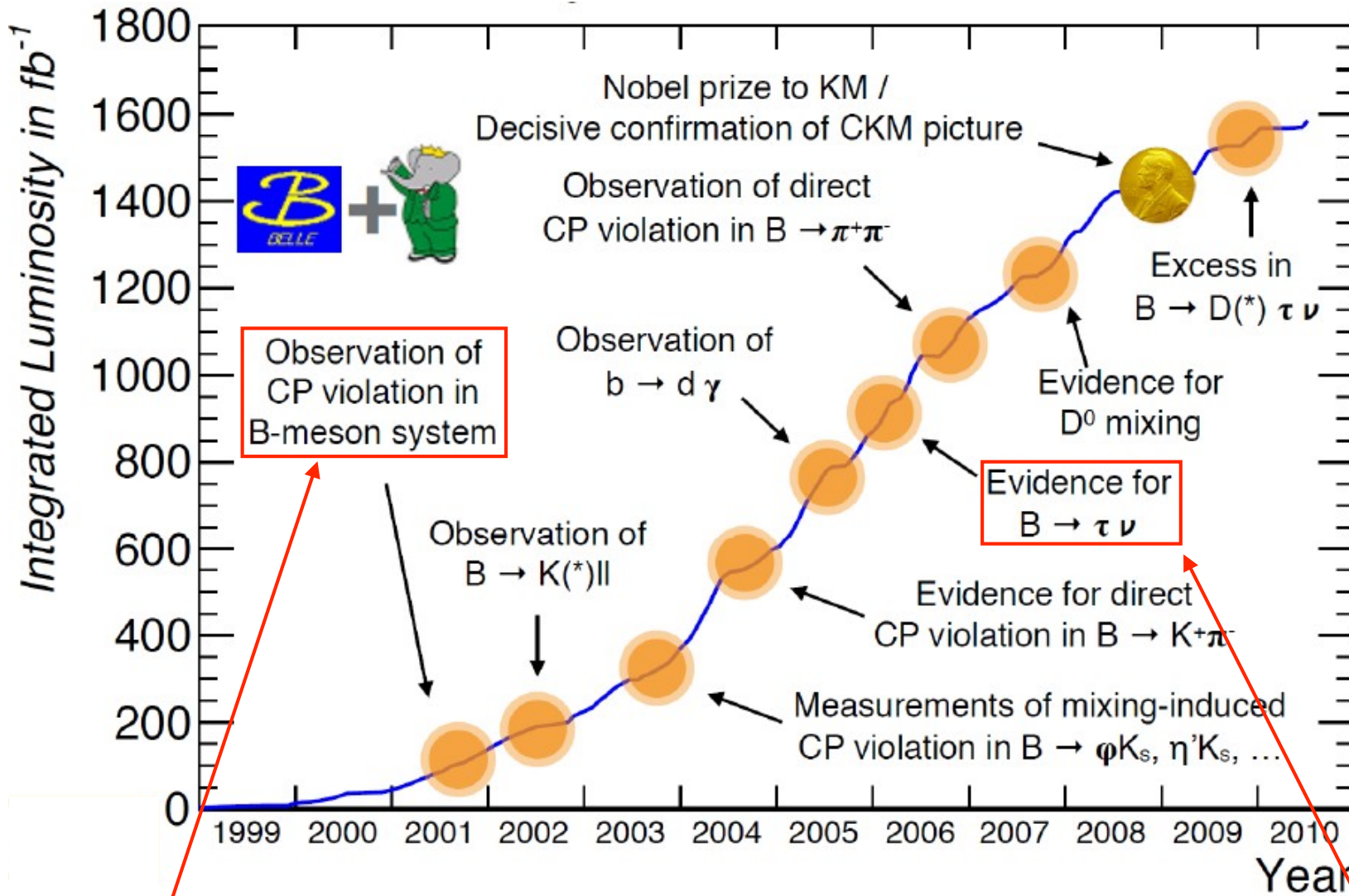
KEKB accelerator

- 8 GeV e^- /3.5 GeV e^+
- operated during 1999 - 2010
- 711 fb^{-1} at $\sqrt{s} = 10.58 \text{ GeV}$ ($\Upsilon(4s)$ resonance)
- 79 fb^{-1} at 40 MeV below (off-resonance data)



> 1 ab^{-1}
On resonance:
 $\Upsilon(5S)$: 121 fb^{-1}
 $\Upsilon(4S)$: 711 fb^{-1}
 $\Upsilon(3S)$: 3 fb^{-1}
 $\Upsilon(2S)$: 25 fb^{-1}
 $\Upsilon(1S)$: 6 fb^{-1}
Off reson./scan:
 $\sim 100 \text{ fb}^{-1}$

$\sim 550 \text{ fb}^{-1}$
On resonance:
 $\Upsilon(4S)$: 433 fb^{-1}
 $\Upsilon(3S)$: 30 fb^{-1}
 $\Upsilon(2S)$: 14 fb^{-1}
Off resonance:
 $\sim 54 \text{ fb}^{-1}$



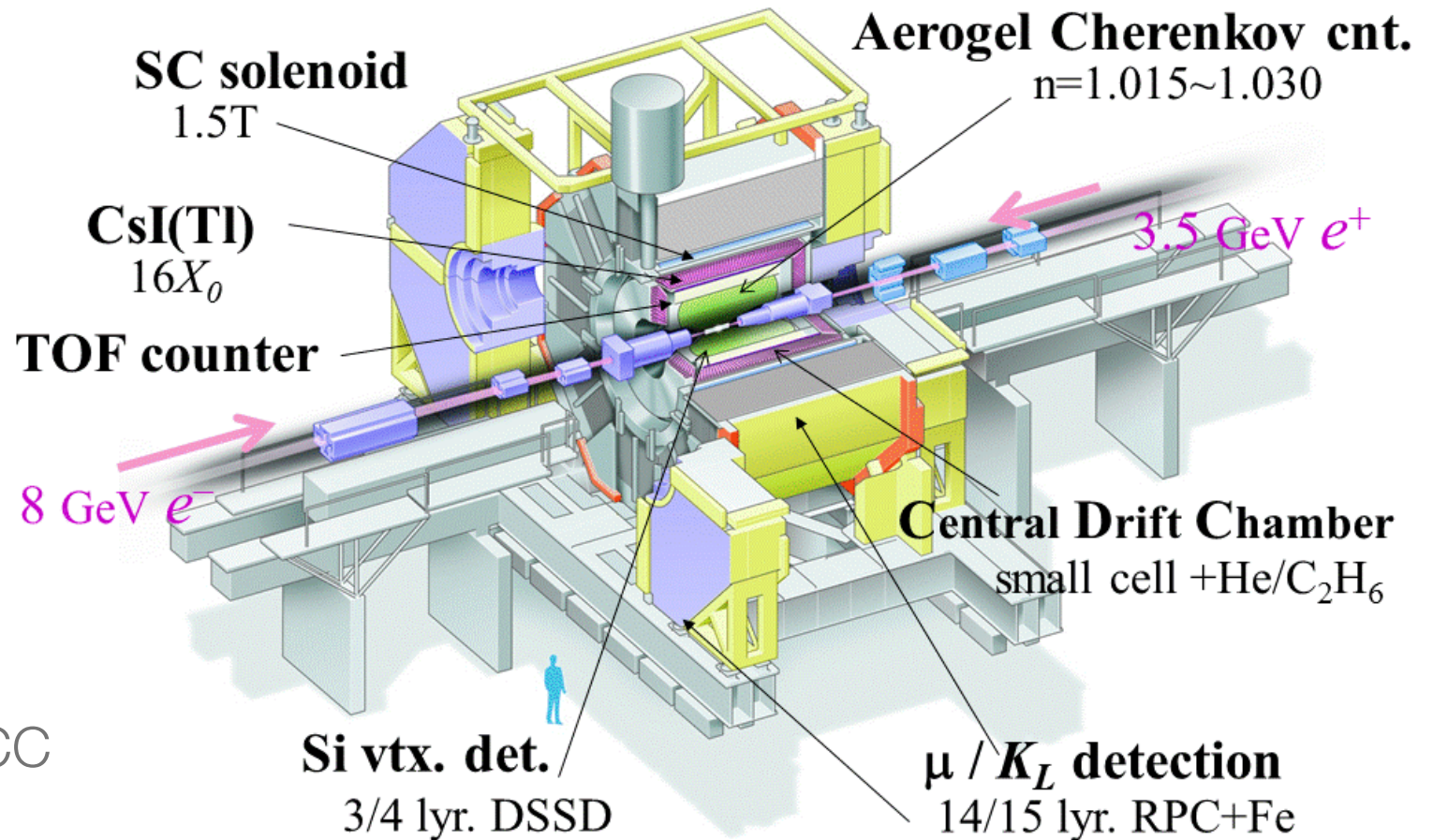
The 1st mile stone of
B-factory experiments

evidence for pure leptonic B decay
similar to this analysis

Belle detector

- charged tracking
 - SVD + CDC
- neutral cluster
 - ECL
- muon ID
 - KLM
- electron ID
 - ECL/CDC/ACC

Belle Detector



Analysis strategy

Select $B\bar{B}$ events
 #charged ≥ 3
 significant energy in ECL in c.m.s.

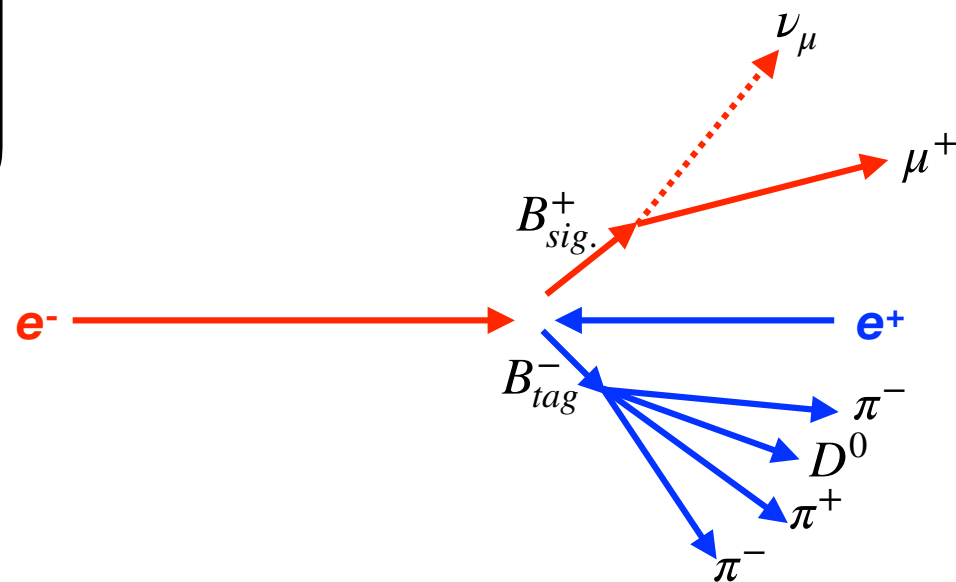


reconstruct signal side B
 muon candidate
 $p_{\mu}^* > 2.2 \text{ GeV}/c$
 $dr < 0.5 \text{ cm}, |dz| < 2.0 \text{ cm}$

$\sim 99.8\%$ eff.



reconstruct rest-of-the-event(ROE)
 remaining tracks(as pion)/clusters
 $dr < 10 \text{ cm}, |dz| < 20 \text{ cm}$




$$\mathbf{p}_{\text{tag}}^{\text{lab}} = \sum_i^{\text{tracks}} \mathbf{p}_i^{\text{lab}} + \sum_j^{\text{clusters}} \mathbf{E}_j^{\text{lab}}$$

$$E_{\text{tag}}^{\text{lab}} = \sqrt{\left(\mathbf{p}_{\text{tag}}^{\text{lab}}\right)^2 + m_B^2}$$

$$\mathbf{p}_{\text{tag}}^{\text{lab}} = \sum_i^{\text{tracks}} \mathbf{p}_i^{\text{lab}} + \sum_j^{\text{clusters}} \mathbf{E}_j^{\text{lab}}$$

$$E_{\text{tag}}^{\text{lab}} = \sqrt{(\mathbf{p}_{\text{tag}}^{\text{lab}})^2 + m_B^2}$$

lab. frame



$$E_{\text{tag}}^* = \sqrt{(\mathbf{p}_B^*)^2 + m_B^2} = \sqrt{(330\text{MeV}/c)^2 + m_B^2}$$

$$\mathbf{p}_{\text{tag}}^*$$

center-of-mass frame

detector acceptance leads

momentum uncertainty : bias to $\left(\mathbf{p}_{\text{tag}}^*\right)_z$

correct $\left(\mathbf{p}_{\text{tag}}^*\right)_z$ by applying calibration function f

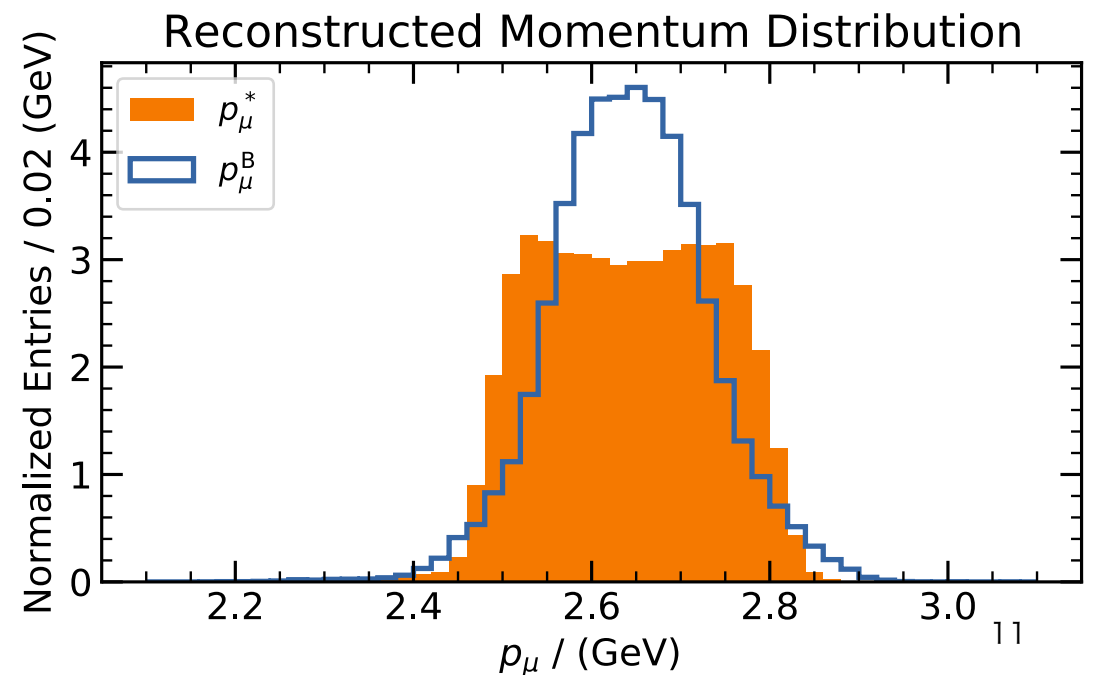
f shifts mean of $\left(\mathbf{p}_{\text{tag}}^*\right)_z$ to true distribution

f : calibrated using signal MC events

- overall correction factor ζ is also applied

$$\left(\mathbf{p}_{\text{tag,cal}}^*\right)_z = \zeta f \left[\left(\mathbf{p}_{\text{tag}}^*\right)_z \right] \quad \left(\mathbf{p}_{\text{tag,cal}}^*\right)_T = \zeta \sqrt{\left(\mathbf{p}_{\text{tag}}^*\right)^2 - \left(\mathbf{p}_{\text{tag,cal}}^*\right)_z^2}$$

- calculate tag-side B meson three-momentum $\mathbf{p}_{\text{tag,cal}}^*$
- signal side B meson momentum $\mathbf{p}_{\text{sig}} = -\mathbf{p}_{\text{tag,cal}}^*$
- muon : boost back to B rest frame
- improve resolution and sensitivity



continuum BG suppression

- multivariable classifier C_{out} using gradient-BDTs
- input : event topology

magnitude of thrust, CLEO cones,
 R_2 , modified Fox-Wolfram moments

- #track and #leptons(electron or muon) in the ROE,
- normalized beam constrain mass of tag side B

$$\cdot \hat{m}_{bc}^{\text{tag}} = \sqrt{s/4 - \left(\mathbf{p}_{\text{tag,cal}}^*\right)^2} / (\sqrt{s}/2)$$

- normalized missing energy

$$\cdot \Delta \hat{E} = \left(E_{\text{tag,reco}}^* - \sqrt{s}/2 \right) / (\sqrt{s}/2), E_{\text{tag,reco}}^* : \text{ROE momentum in c.m.s.}$$

- apply loose selection to ROE

- #tracks ≥ 2

- #leptons < 3

- $\hat{m}_{bc}^{\text{tag}} > 0.96$

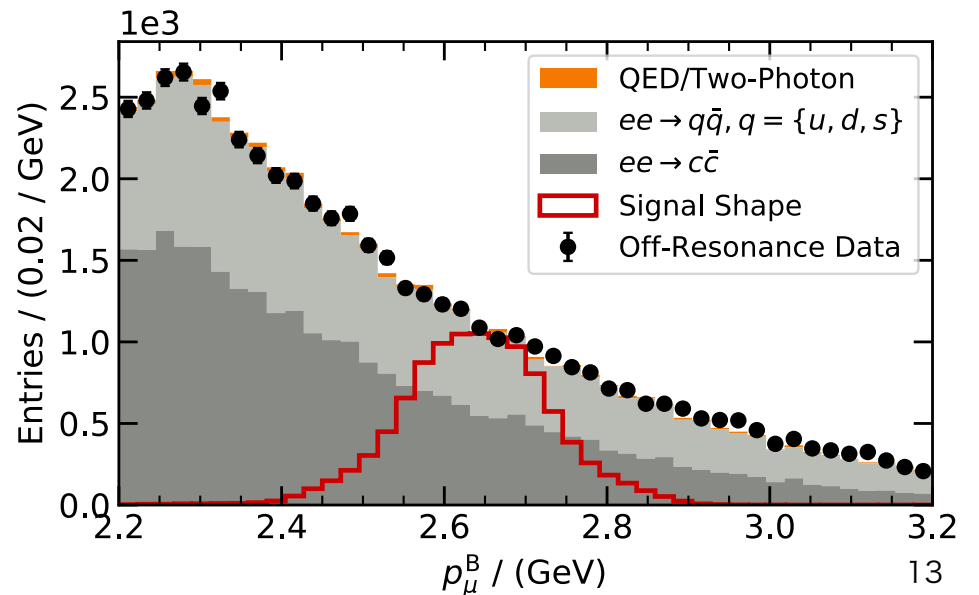
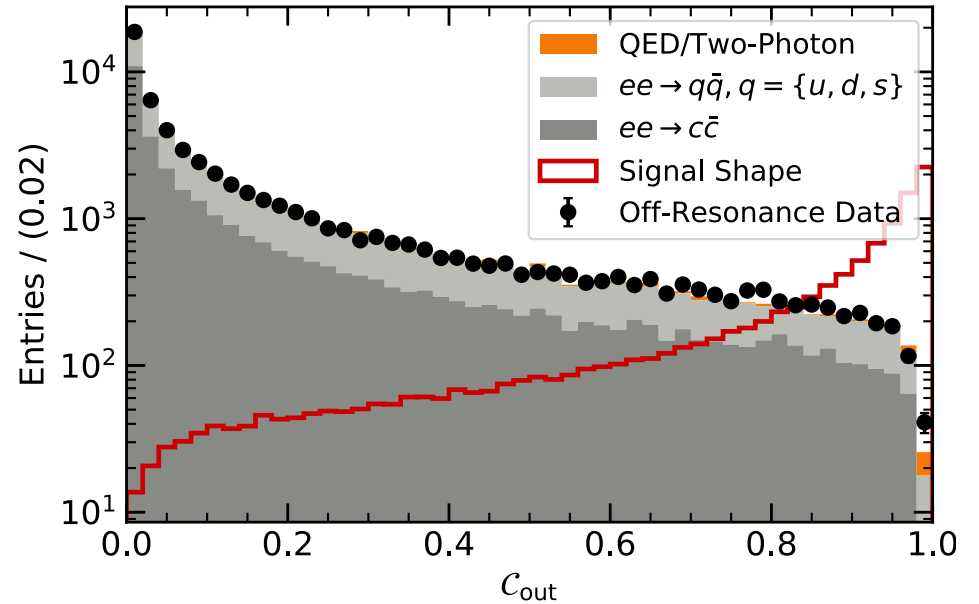
- $-0.5 \leq \Delta \hat{E} < 0.1$

- $R_2 < 0.2$

- continuum sim. vs

- off-resonance data

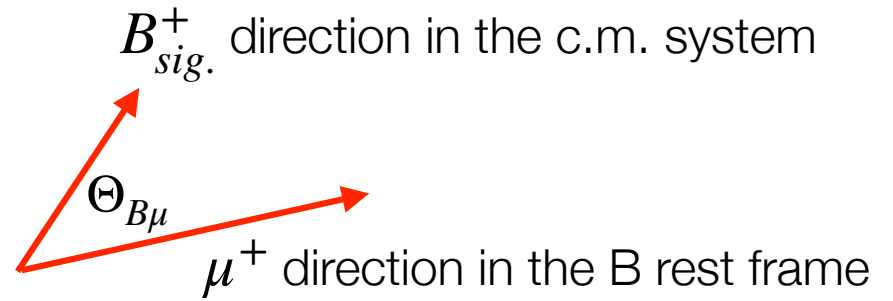
- good agreement



- signal : $\cos \Theta_{B\mu}$ dist. is flat

- BG : $\cos \Theta_{B\mu} \sim 1$

- using C_{out} and $\cos \Theta_{B\mu}$: define 4 categories



four signal categories

Category	C_{out}	$\cos \Theta_{B\mu}$	$\varepsilon(\text{signal})$	
I	$0.98 \leq C_{out} < 1.00$	$-0.13 \leq \cos \Theta_{B\mu} < 1.00$	6.5%	signal enriched
II		$-1.00 \leq \cos \Theta_{B\mu} < -0.13$	5.9%	
III	$0.93 \leq C_{out} < 0.98$	$0.04 \leq \cos \Theta_{B\mu} < 1.00$	7.1%	BG enriched
IV		$-1.00 \leq \cos \Theta_{B\mu} < 0.04$	8.3%	

Signal fitting

- simultaneous binned likelihood fit to the p_{μ}^B spectra of four categories
- total likelihood function

$$\mathcal{L} = \prod_c \mathcal{L}_c \times \prod_k \mathcal{G}_k$$

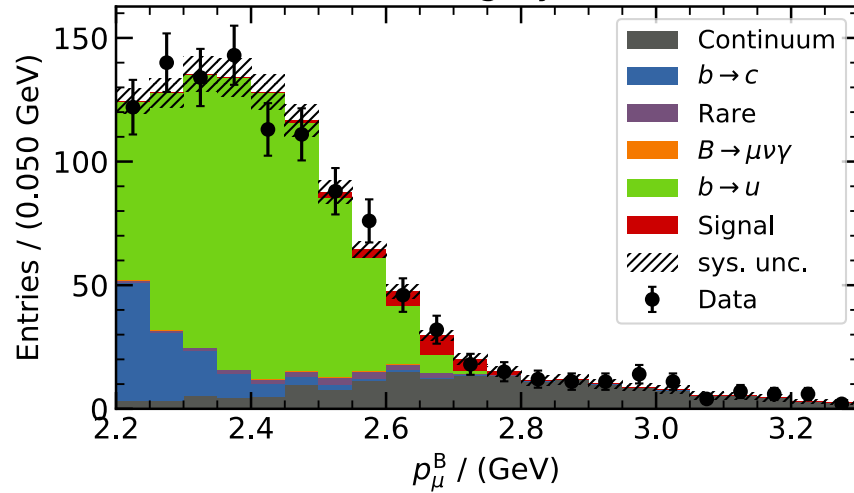
- \mathcal{L}_c : individual category likelihood (c : categories)
- \mathcal{G}_k : systematics (k : BG components)
- $2.2 \leq p_{\mu}^B < 3.3$ (GeV/c) : 22 bins (50 MeV/c each)

- four components : free
 - Signal $B^+ \rightarrow \mu^+ \nu_\mu$ events
 - BG $b \rightarrow u \ell \nu_\ell$ events
 - BG $b \rightarrow c \ell \nu_\ell$ events (dominated by $B \rightarrow D^{(*)} \ell^+ \nu_\ell$)
 - BG continuum
- two other BG : $B^+ \rightarrow \mu^+ \nu_\mu \gamma$, rare $b \rightarrow s$ processes
 - constrained in the fit
 - shape are allowed to vary within uncertainties

fit results

$$0.98 \leq C_{\text{out}} < 1.00 \ \& \ -0.13 \leq \cos \Theta_{B\mu} < 1.00$$

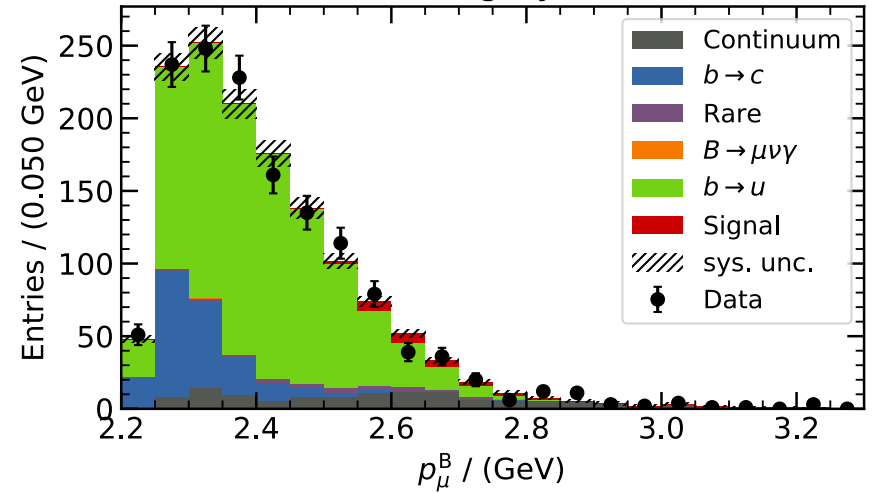
Category I



signal
enriched

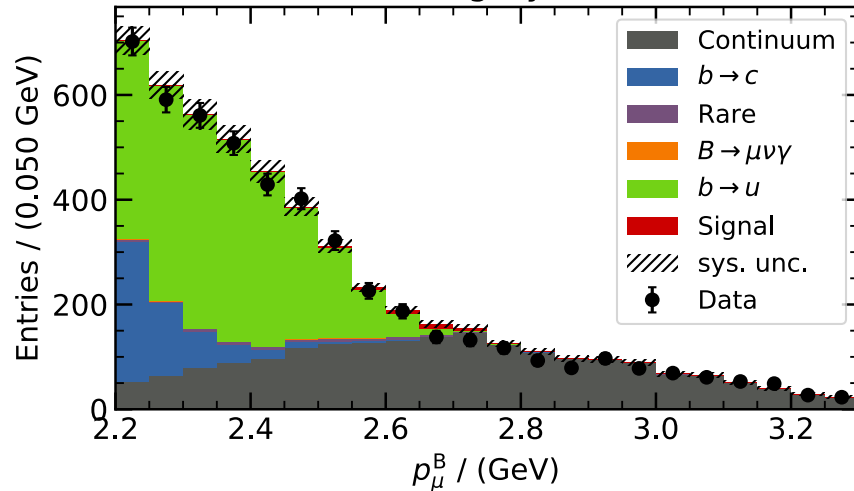
$$0.98 \leq C_{\text{out}} < 1.00 \ \& \ -1.00 \leq \cos \Theta_{B\mu} < -0.13$$

Category II



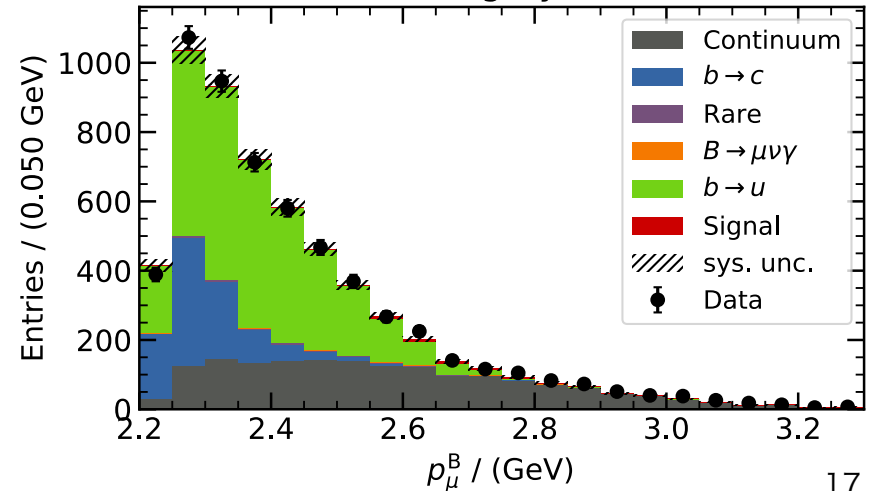
$$0.93 \leq C_{\text{out}} < 0.98 \ \& \ 0.04 \leq \cos \Theta_{B\mu} < 1.00$$

Category III



$$0.93 \leq C_{\text{out}} < 0.98 \ \& \ -1.00 \leq \cos \Theta_{B\mu} < 0.04$$

Category IV

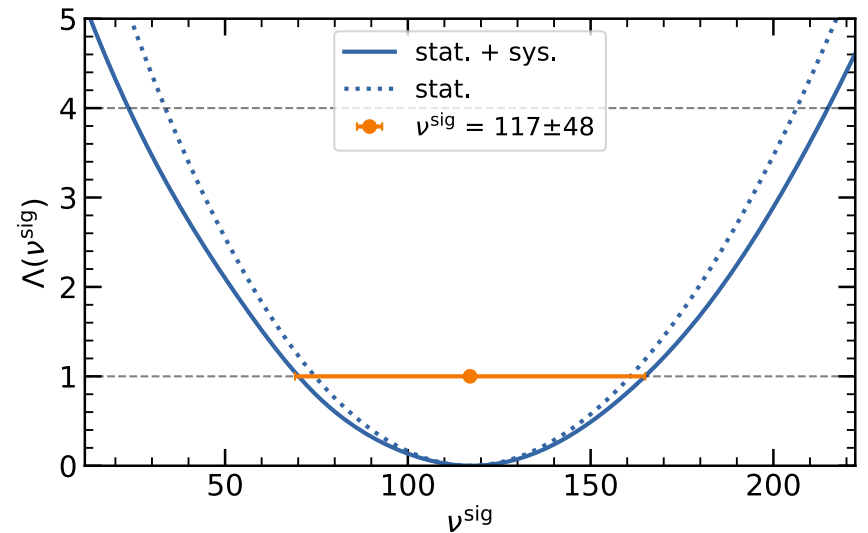


systematic uncertainties

- dominated by
 - $b \rightarrow u\ell\nu_\ell$ modeling
 - continuum modeling
 - low statistics of off-resonance data
- incorporated into likelihood function

source	uncertainty
Additive	
$B^+ \rightarrow \mu^+\nu_\mu$ MC statistics	1.0%
$b \rightarrow u\ell\nu_\ell$ modeling	11%
$b \rightarrow c\ell\nu_\ell$ modeling	2.5%
$\text{Br}(b \rightarrow s)$ process	1.0%
$\text{Br}(B^+ \rightarrow \mu^+\nu_\mu\gamma)$	0.02%
Continuum modeling	13.3%
Multiplicative	
N_{BB}	1.4%
Tracking eff.	0.3%
\mathcal{L}_{LID} eff.	2.0%
total	17%

- likelihood ratio contour
- expected #events : 117 ± 48



$$Br(B^+ \rightarrow \mu^+ \nu_\mu) = (5.3 \pm 2.0 \pm 0.9) \times 10^{-7}$$

- significance over the BG : 2.8σ (SM expectation : $2.4_{-0.9}^{+0.8} \sigma$)

$$|V_{ub}| = \left(4.4_{-0.9}^{+0.8}(\text{stat.}) \pm 0.4_{(\text{sys.})} \pm 0.1_{(\text{theo.})} \right) \times 10^{-3} \quad f_B = 184 \pm 4 \text{ (MeV)}$$

- compatible with both inclusive and exclusive measurements (PDG)

$$|V_{ub}| = \left(4.49 \pm 0.16_{(\text{stat.})} \pm 0.16_{(\text{sys.})} \pm 0.17_{(\text{theo.})} \right) \times 10^{-3}$$

$$|V_{ub}| = (3.67 \pm 0.09 \pm 0.12) \times 10^{-3}$$

- low significance : set upper limit

- $Br(B^+ \rightarrow \mu^+ \nu_\mu) < 8.6 \times 10^{-7}$ at 90 % CL . (Frequentist)

- constrain 2HDM of type II and type III

- type II

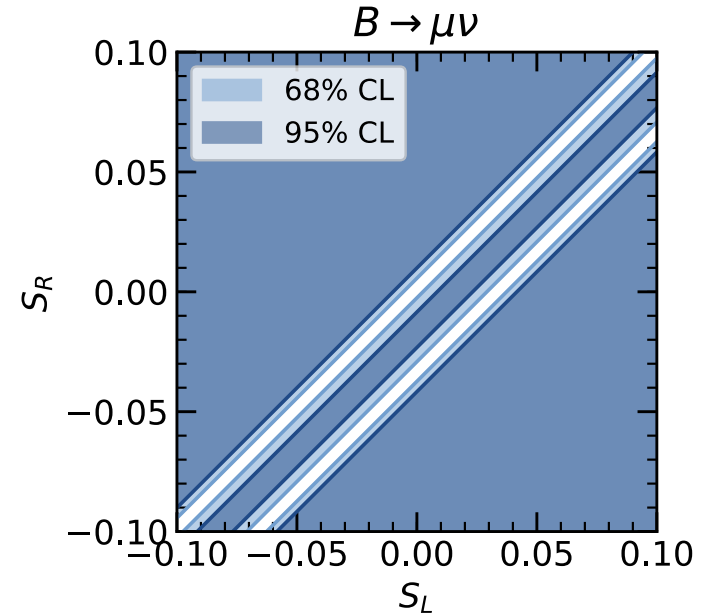
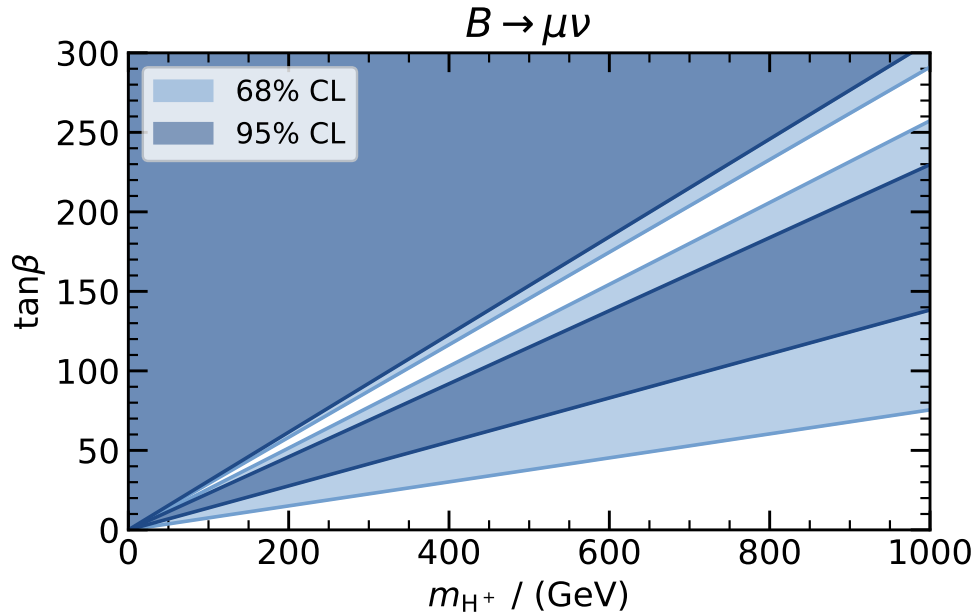
$$\cdot Br(B^+ \rightarrow \mu^+ \nu_\mu) = Br^{\text{SM}} \times \left(1 - \frac{m_B^2 \tan^2 \beta}{m_{H^+}^2} \right)^2$$

- $\tan \beta$: ratio of the vacuum expectation values of 2 Higgs fields

- type III

$$\cdot Br(B^+ \rightarrow \mu^+ \nu_\mu) = Br^{\text{SM}} \times \left(1 + \frac{m_B^2}{m_b m_\mu} (S_R - S_L) \right)^2$$

- $S_{R/L}$: size of new physics cont



$$Br(B^+ \rightarrow \mu^+ \nu_\mu) = Br^{\text{SM}} \times \left(1 - \frac{m_B^2 \tan^2 \beta}{m_{H^+}^2} \right)^2$$

$$Br(B^+ \rightarrow \mu^+ \nu_\mu) = Br^{\text{SM}} \times \left(1 + \frac{m_B^2}{m_b m_\mu} (S_R - S_L) \right)^2$$

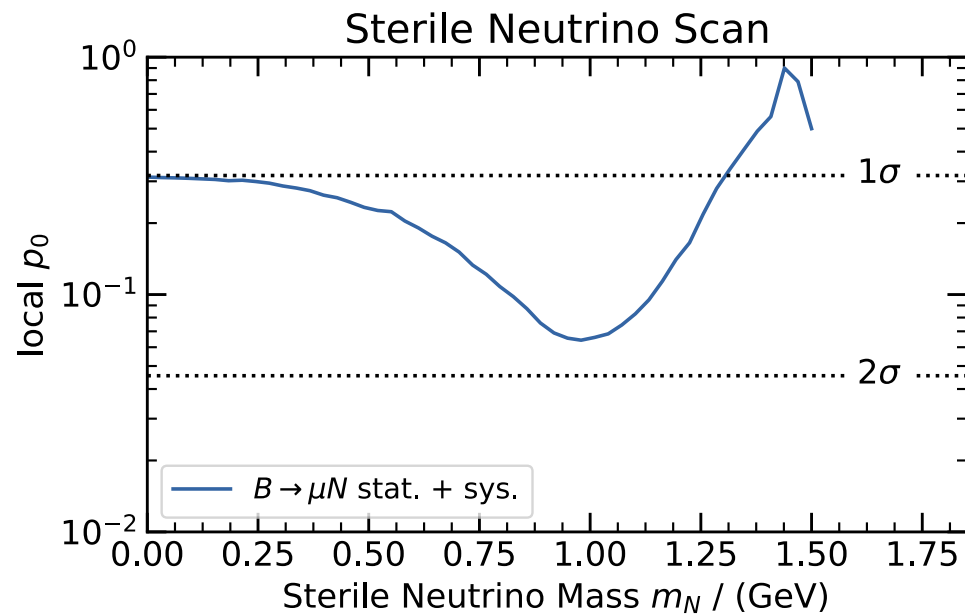
$$Br^{\text{SM}} = (4.3 \pm 0.8) \times 10^{-7}$$

$$|V_{ub}| = (3.94 \pm 0.36) \times 10^{-3}$$

- more precise limit for type III than $B^+ \rightarrow \tau^+ \nu_\tau$

search for $B^+ \rightarrow \mu^+ N$

- $B^+ \rightarrow \mu^+ \nu_\mu$ contribution : fixed to Br^{SM}
- search excess in p_μ^B distribution
- No significant excess
- $0 \leq m_N < 1.5 \text{ GeV}/c^2$



Summary and Conclusions

- improved search of $B^+ \rightarrow \mu^+ \nu_\mu$ and $B^+ \rightarrow \mu^+ N$ using full dataset of Belle with inclusive tagging
- analysis is carried out in the approximative B rest frame of signal side B
- This results in better signal resolution and improved sensitivity than CM frame analysis
- Br is determined using binned maximum likelihood fit of muon momentum spectrum

$$Br(B^+ \rightarrow \mu^+ \nu_\mu) = (5.3 \pm 2.0 \pm 0.9) \times 10^{-7}$$

- 2.8σ significance
- $Br(B^+ \rightarrow \mu^+ \nu_\mu) < 8.6 \times 10^{-7}$ at 90 % CL . Frequentist
- limit to the type III 2HDM : most precise

spare

$b \rightarrow u\ell\nu_\ell$ control region

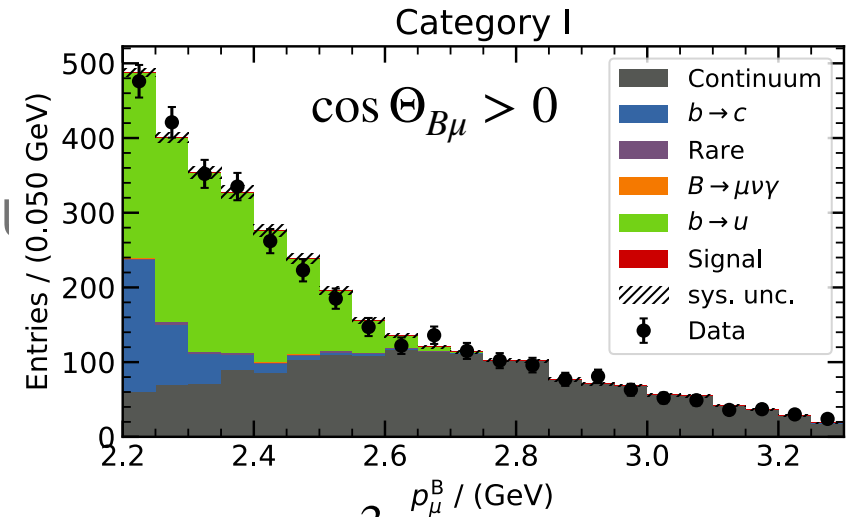
- test the simulation of crucial BG
- signal depleted region with moderate continuum contamination
 - $0.90 \leq C_{\text{out}} < 0.93$
- high p_μ^B region : validity for continuum description
- $2.2 < p_\mu^B$ (GeV/c) < 2.6 : dominated by $b \rightarrow u\ell\nu_\ell$ and $b \rightarrow c\ell\nu_\ell$
-

- $B^+ \rightarrow \mu^+ \nu_\mu$ yields : fixed to SM (~ 15 events each)

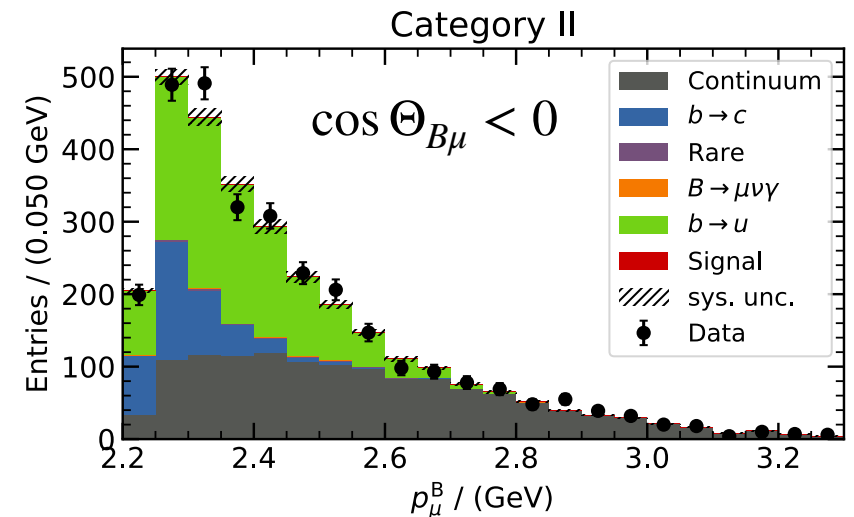
- templates describe data well

- $b \rightarrow c \ell \nu_\ell$, $b \rightarrow u \ell \nu_\ell$ and continuum

- signal is floated : yield is -31 ± 61



$$Br(B \rightarrow X_u \ell^+ \nu_\ell) = (2.04 \pm 0.10 \pm 0.06) \times 10^{-3}$$



$$Br(B \rightarrow X_u \ell^+ \nu_\ell) = (2.13 \pm 0.31) \times 10^{-3}$$

cumulative selection efficiencies

criteria	$B^+ \rightarrow \mu^+ \nu_\mu$	$b \rightarrow ul\nu_l$	Continuum
BB & muon reco.	99%	10%	0.9%
ROE Presel.	55%	1.4%	0.03%
C _{out} cut	28%	0.2%	0.001%

off-resonance control region

- $0.93 \leq C_{\text{out}} < 1$ of off-resonance data
- two components fit
 - signal yield : 1.8 ± 7
 - continuum yield : 37 ± 10
-

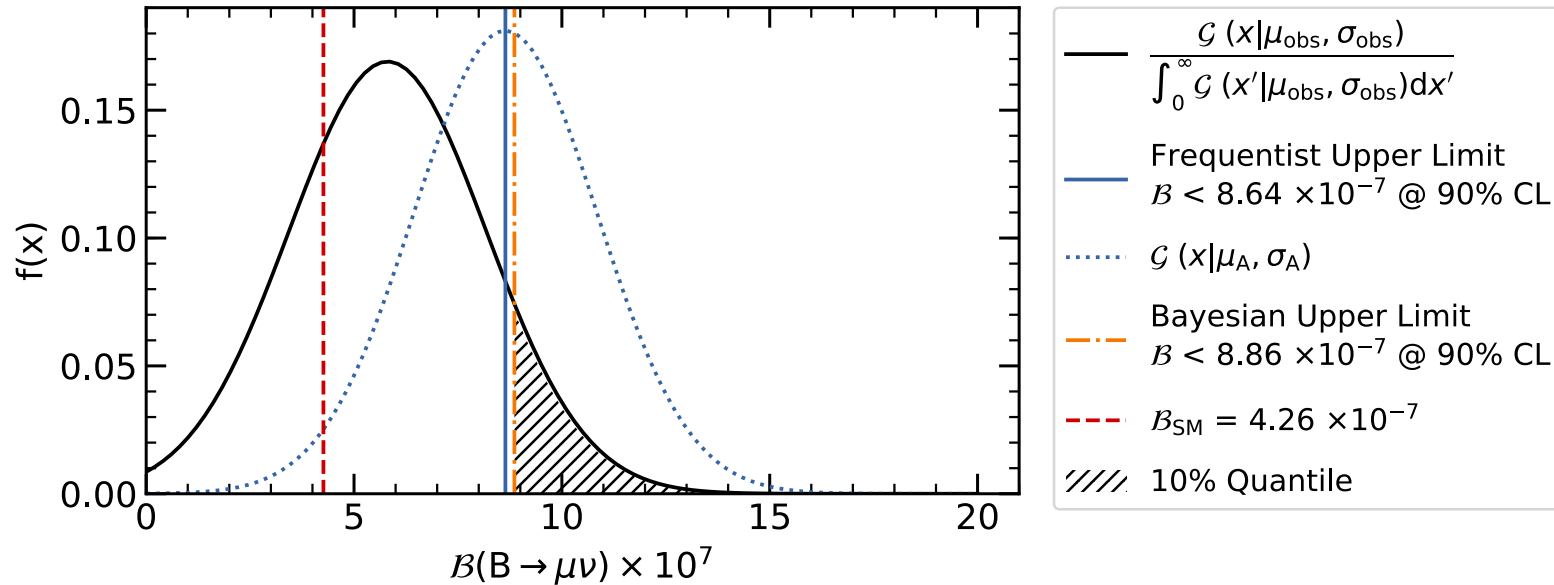
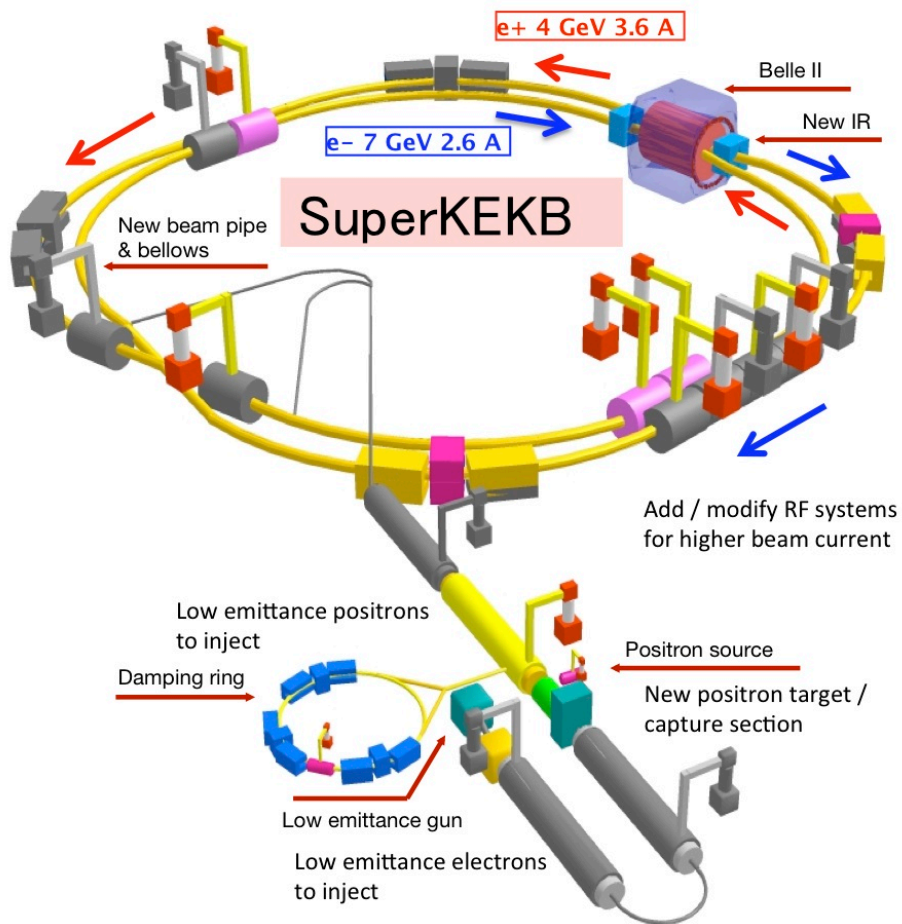


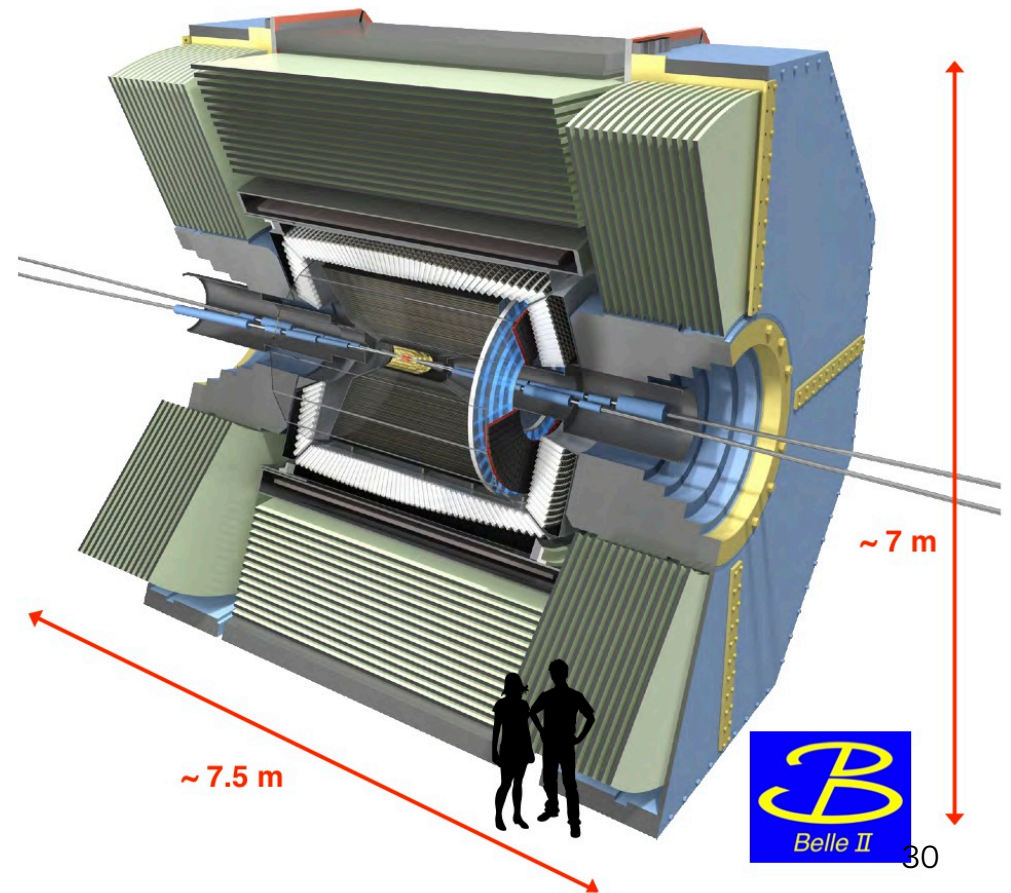
FIG. 9. The observed Bayesian (yellow dash-dotted) and Frequentist (blue) upper limits at 90% CL are shown, along with the SM expectation of the $B^+ \rightarrow \mu^+ \nu_\mu$ branching fraction and the Bayesian and Frequentist PDFs.

future prospects in Belle II

SuperKEKB : x40 luminosity of KEKB

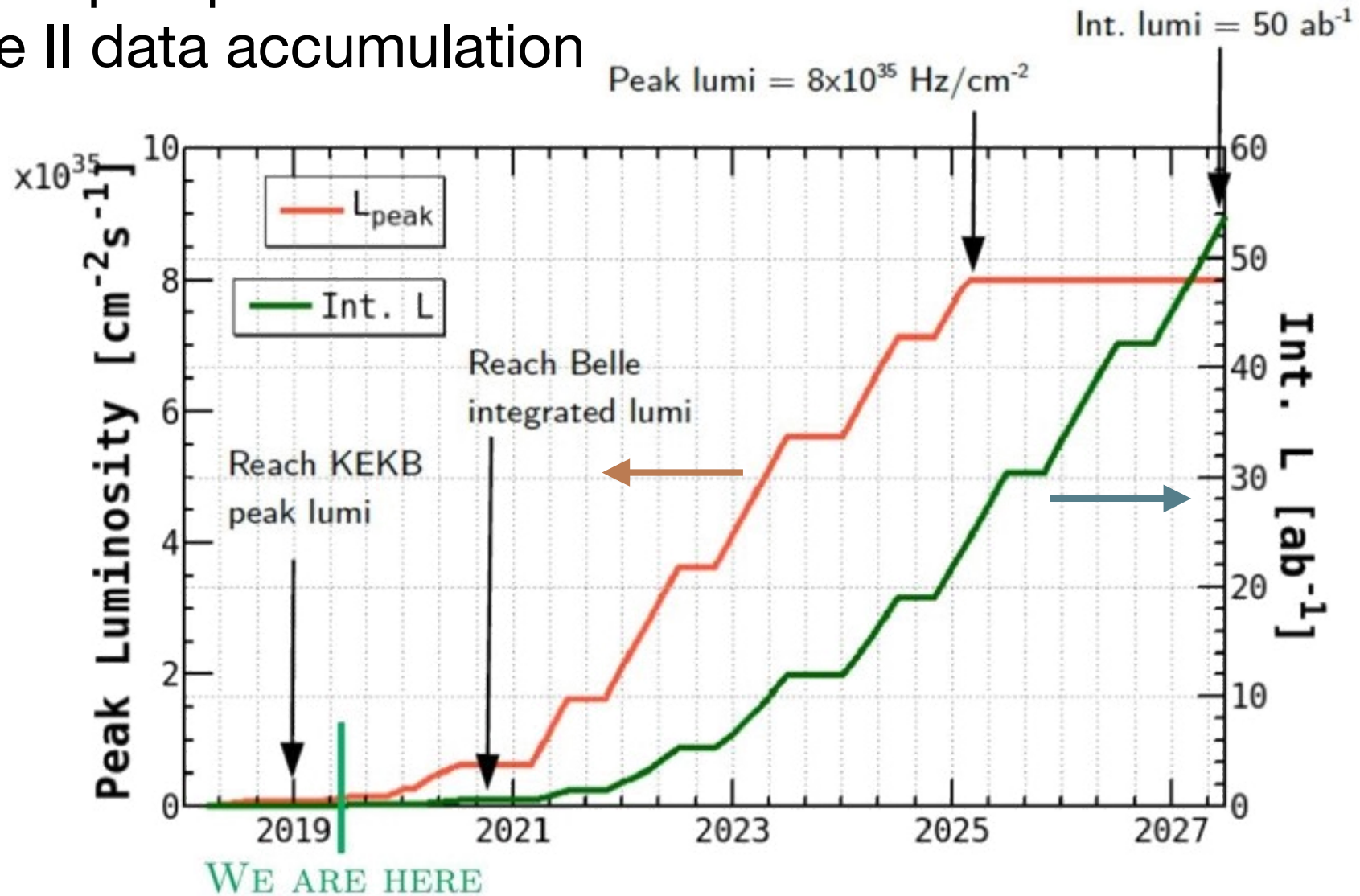


Belle II upgraded for irradiation rate capability, data transfer



SuperKEKB / Belle II

prospect of
Belle II data accumulation



prospects

- search for $B^+ \rightarrow \mu^+ \nu_\mu$
 - 2020 : reach to Belle integrated luminosity
 - combined analysis can be done, statistics will be about twice
 - excess 3 standard deviation can be expected
 - 2021 : accumulate 2-3 times more than Belle
 - excess 3 std. dev. only Belle II data will be expected
 - 2023 : accumulate ~5 times more than Belle
 - hope to excess 5 std. dev.