



V1.5 2019-07-11



© 2000 SLAC. All Rights Reserved.



# Belle II and flavor physics in $e^+e^-$

EPS-HEP, Ghent, July 16, 2019

Francesco Forti,  
INFN and University, Pisa



Jul 16, 2019

F.Forti, Belle II & Flavor



# Outline

- **Flavor** opens a window on new physics
- $e^+e^-$  colliders provide good lenses to look through the window
- Recent results from:
  - BES III
  - Babar
  - Belle
- The promise of the future: Belle II
  - Initial running and performance
  - Perspectives



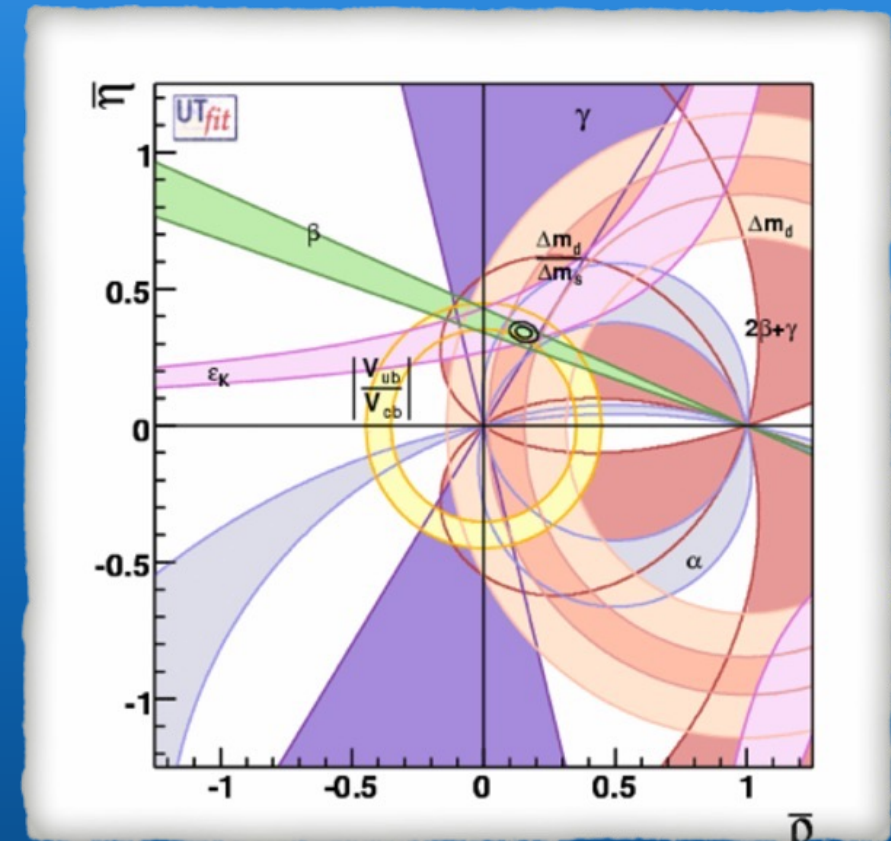
Note: most links are active, just click on the ad.

# Past successes of flavor

Indirect discoveries of flavor experiments

Precision measurement of CKM elements

- suppression of  $K_L^0 \rightarrow \mu^+ \mu^-$  decays  
⇒ existence of charm quark by GIM mechanism
- $K^0 \bar{K}^0$  oscillations,  $B^0 \bar{B}^0$  oscillations  
⇒ charm and top quark masses
- CPV in  $K^0$  systems  
⇒ 3rd generation of quarks & KM mechanism

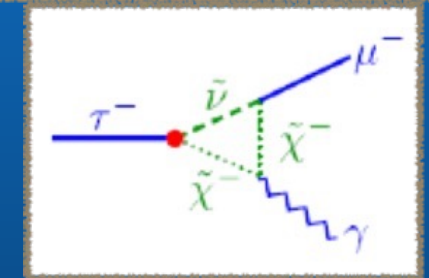
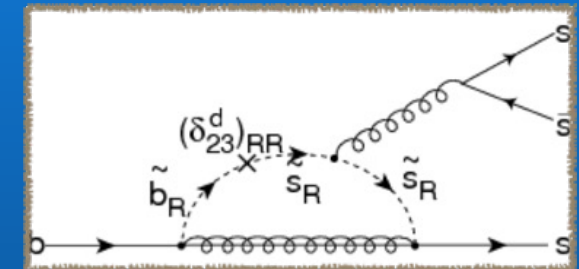
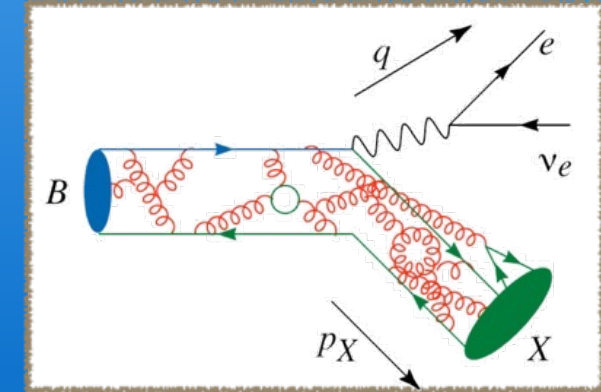
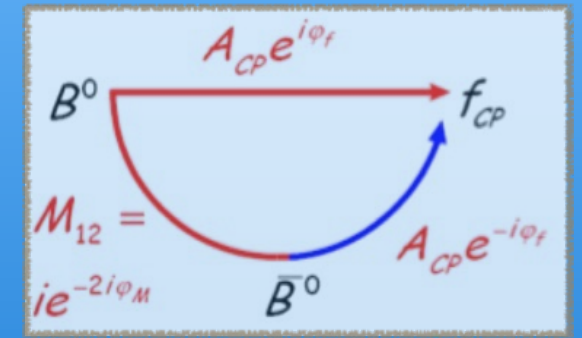




# The power of flavor

Statistics

- **Explore the origin of CP violation**
  - Key element for understanding the matter content of our present universe
  - Established in the B meson in 2001
  - Direct CPV established in B mesons in 2004
- **Precisely measure parameters of the standard model**
  - For example the elements of the CKM quark mixing matrix
  - Disentangle the complicated interplay between weak processes and strong interaction effects
- **Search for the effects of physics beyond the standard model in precision measurements**
  - Potentially large effects on rates of rare decays, time dependent asymmetries, lepton flavor violation
  - Sensitive to large New Physics scale, as well as to phases and size of NP coupling constants
  - → **Lepton Flavour Universality / Violation tests**





# Flavor Physics → BSM

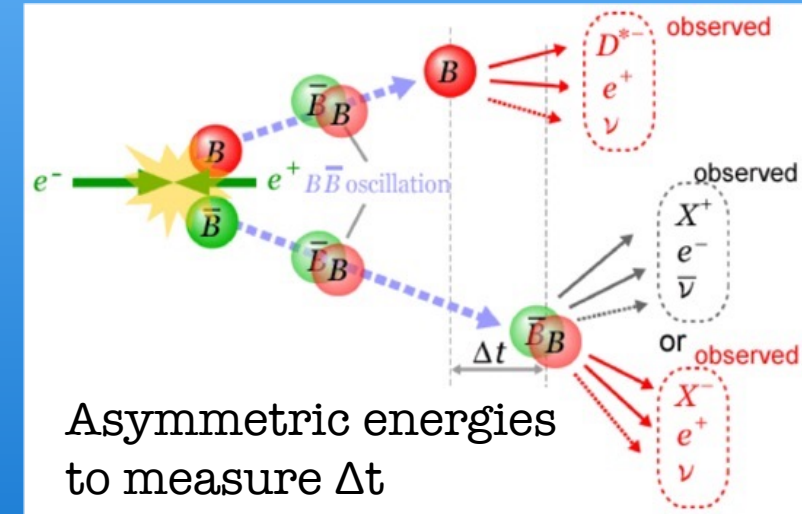
- EW Hierarchy... driven by the top in SM
- Strong CP problem
- Origin of weak CP and matter-antimatter asymmetry
- Flavour puzzle (quarks, charged leptons, neutrinos)

*Flavour is the usual graveyard of BSM electroweak theories*

# Advantages of $e^+e^-$ flavor production

(compared to hadron machines)

- Coherent and well defined initial state and no additional interactions
- Low (physics) backgrounds, high trigger efficiency, little bias
- Excellent neutral reconstruction ( $\gamma$ ,  $\pi^0$ ,  $K_L$ )
- Good kinematic and vertex resolution
- High flavor-tagging efficiency with low dilution
- Many channels are unique to  $e^+e^-$  flavor factories
- Absolute branching fractions can be measured.
- Can look at
  - Forbidden decays, invisible decays
  - Asymmetries (CP, isospin)
  - Angular distribution
- Systematics quite different from hadronic machines. If NP is seen by one of the experiments, confirmation by the other would be important.



Price to pay: much smaller cross section



*Everything comes with a price..*

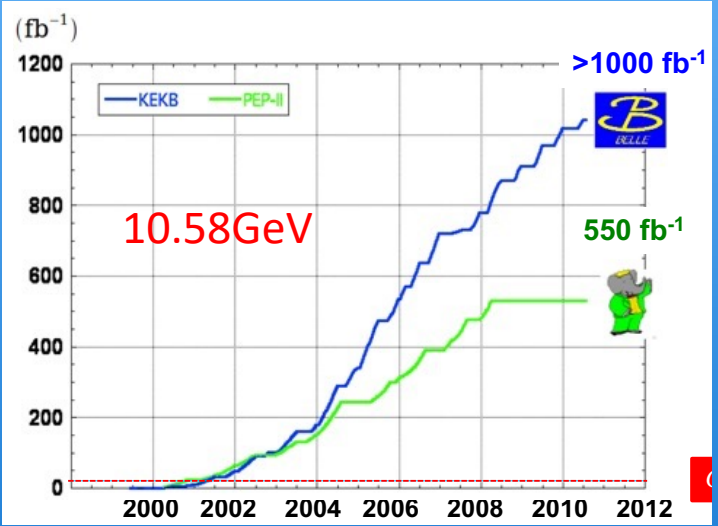


# Experiments and data sets

Current  $D/D_s/\Lambda_c$  analyses are based 2.9/3.2/0.567  $\text{fb}^{-1}$  data at 3.773/4.178/4.6 GeV

**Beam energy:** 1.0-2.3 GeV  
**Optimum energy:** 1.89 GeV  
**Designed luminosity:**  $1.00 \times 10^{33} \text{ cm}^{-2}\text{s}^{-1}$   
**Data taken from:** 2009  
**Achieved luminosity:**  $1.00 \times 10^{33} \text{ cm}^{-2}\text{s}^{-1}$


Channel	Belle	BaBar	Belle II (per year)
$B\bar{B}$	$7.7 \times 10^8$	$4.8 \times 10^8$	$1.1 \times 10^{10}$
$B_s^{(*)}\bar{B}_s^{(*)}$	$7.0 \times 10^6$	–	$6.0 \times 10^8$
$\Upsilon(1S)$	$1.0 \times 10^8$		$1.8 \times 10^{11}$
$\Upsilon(2S)$	$1.7 \times 10^8$	$0.9 \times 10^7$	$7.0 \times 10^{10}$
$\Upsilon(3S)$	$1.0 \times 10^7$	$1.0 \times 10^8$	$3.7 \times 10^{10}$
$\Upsilon(5S)$	$3.6 \times 10^7$	–	$3.0 \times 10^9$
$\tau\tau$	$1.0 \times 10^9$	$0.6 \times 10^9$	$1.0 \times 10^{10}$



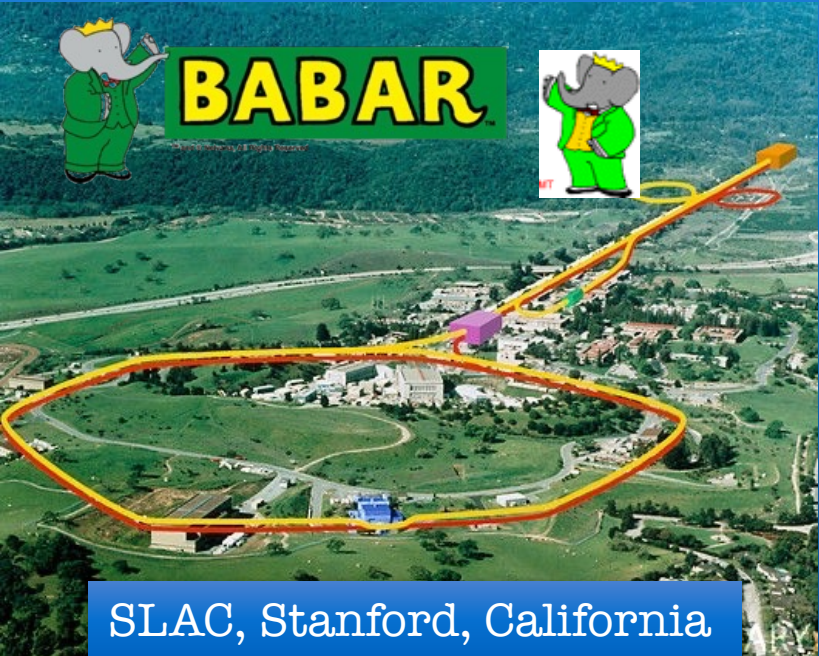
BABAR @ PEP-II: 1999-2008

BELLE @ KEKB: 1999-2010

BESS III @ BEPCII: 2009--



Beijing, China



SLAC, Stanford, California



KEK, Tsukuba, Japan





# Recent results



- BES III
  - Charm Decays
  - Lepton Flavor Universality tests



- BABAR
  - 4D analysis of  $B \rightarrow D^* l \nu$  decay
  - Rare D decays
  - Lepton Flavor and Lepton Number Violations in  $D^0$  decays



- BELLE
  - Update on  $R(K^*)$  and  $R(K)$
  - Update on  $R(D^*)$

SM



BSM

# BES III – Charm decays

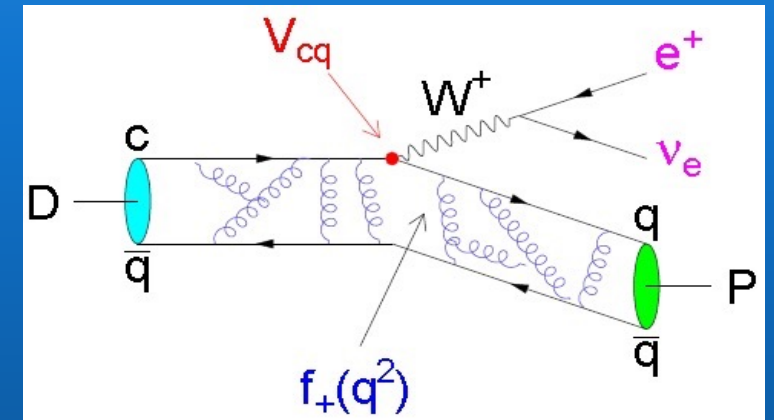
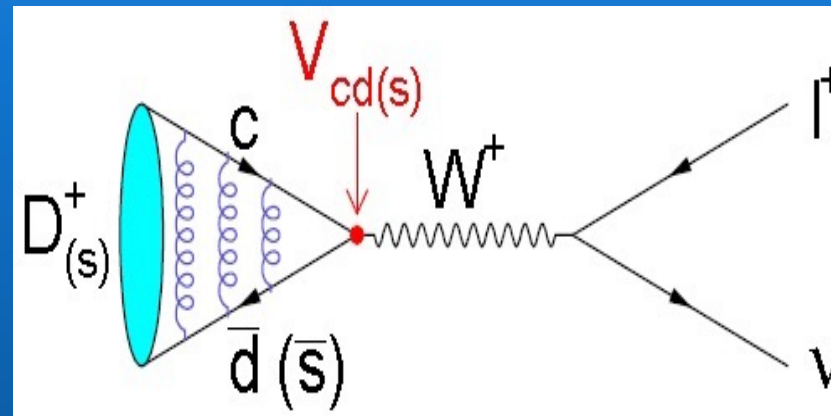
- Leptonic and hadronic decays of charmed hadrons ( $D^0$ ,  $D^+$ ,  $D_s^+$ ,  $\Lambda_c^+$ ) provide ideal test-beds to explore weak and strong effects

1.  $|V_{cs(d)}|$ : better test on CKM matrix unitarity

2. [Semi-]leptonic  $D_{(s)}$  decays allow for LFU tests

3.  $f_{D(s)^+}$ ,  $f_+^{K(\pi)}(0)$ : better calibrate LQCD

$$U = \begin{pmatrix} V_{ud} & V_{us} & V_{ub} \\ V_{cd} & V_{cs} & V_{cb} \\ V_{td} & V_{ts} & V_{tb} \end{pmatrix}$$



$$\Gamma(D_{(s)}^+ \rightarrow \ell^+ \nu_\ell) = \frac{G_F^2 f_{D_{(s)}^+}^2}{8\pi} |V_{cd(s)}|^2 m_\ell^2 m_{D_{(s)}^+} \left(1 - \frac{m_\ell^2}{m_{D_{(s)}^+}^2}\right)^2$$

$$\frac{d\Gamma}{dq^2} = X \frac{G_F^2 |V_{cd(s)}|^2}{24\pi^3} p^3 |f_+(q^2)|^2$$

- Leptonic  $D_{(s)}$  decays

$$\frac{B[D^+ \rightarrow \tau^+ \nu]}{B[D^+ \rightarrow \mu^+ \nu]} = 3.21 \pm 0.64_{\text{stat}} \quad (\mathbf{2.66})$$

$$\frac{B[D_s^+ \rightarrow \tau^+ \nu]}{B[D_s^+ \rightarrow \mu^+ \nu]} = 9.98 \pm 0.52 \quad (\mathbf{9.74})$$

- Semileptonic D decays to  $\pi$  &  $K$

$$\frac{\Gamma[D^0 \rightarrow \pi^- \mu^+ \nu]}{\Gamma[D^0 \rightarrow \pi^- e^+ \nu]} = 0.922 \pm 0.030 \pm 0.022 \quad (\mathbf{0.985})$$

$$\frac{\Gamma[D^+ \rightarrow \pi^0 \mu^+ \nu]}{\Gamma[D^+ \rightarrow \pi^0 e^+ \nu]} = 0.964 \pm 0.037 \pm 0.026 \quad (\mathbf{0.985})$$

$$\frac{\Gamma[D^0 \rightarrow K^- \mu^+ \nu]}{\Gamma[D^0 \rightarrow K^- e^+ \nu]} = 0.978 \pm 0.007 \pm 0.012 \quad (\mathbf{0.97})$$

$$\frac{\Gamma[D^+ \rightarrow \bar{K}^0 \mu^+ \nu]}{\Gamma[D^+ \rightarrow \bar{K}^0 e^+ \nu]} = 1.00 \pm 0.03 \quad (\mathbf{0.97})$$

- Semileptonic  $D_s$  decays to  $\phi/\eta$

$$\frac{\Gamma[D_s^+ \rightarrow \phi \mu^+ \nu]}{\Gamma[D_s^+ \rightarrow \phi e^+ \nu]} = 0.86 \pm 0.29$$

$$\frac{\Gamma[D_s^+ \rightarrow \eta \mu^+ \nu]}{\Gamma[D_s^+ \rightarrow \eta e^+ \nu]} = 1.05 \pm 0.24$$

$$\frac{\Gamma[D_s^+ \rightarrow \eta' \mu^+ \nu]}{\Gamma[D_s^+ \rightarrow \eta' e^+ \nu]} = 1.14 \pm 0.68$$

- Semileptonic  $\Lambda_c$  decays

$$\frac{\Gamma[\Lambda_c^+ \rightarrow \Lambda \mu^+ \nu]}{\Gamma[\Lambda_c^+ \rightarrow \Lambda e^+ \nu]} = 0.96 \pm 0.16 \pm 0.04$$

No significant deviation seen  
More statistic is coming

See additional material slides for references



# Summary and prospect at BESIII

## ■ Important constants

Constant	Systematic error	Statistical error	
		Now	Exp.
$\Delta f_{D^+}/f_{D^+}$	~0.9%	2.6%	1.3%
$\Delta f_{D_s^+}/f_{D_s^+}$	~1%	1.2%	0.6%
$\Delta f_{D \rightarrow K}/f_{D \rightarrow K}$	~0.5%	0.35%	0.18%
$\Delta f_{D \rightarrow \pi}/f_{D \rightarrow \pi}$	~0.7%	1.26%	0.63%
$ V_{cs} ^{D_s^+ \rightarrow l^+ \nu}$	~1%	1.2%	0.6%
$ V_{cs} ^{D^0 \rightarrow K^- e^+ \nu}$	2.5% (2.4% <sup>LQCD</sup> )	0.35%	0.18%
$ V_{cd} ^{D^+ \rightarrow \mu^+ \nu}$	~0.9%	2.6%	1.3%
$ V_{cd} ^{D^0 \rightarrow \pi^- e^+ \nu}$	4.5% (4.4% <sup>LQCD</sup> )	1.26%	0.63%


## ■ LFU tests

Decay	Syst. Error	Statistical error	
		Now	Exp.
$D^+ \rightarrow l^+ \nu$ [ $\mu/\tau$ ]	~10%	20%	10%
$D_s^+ \rightarrow l^+ \nu$ [ $\mu/\tau$ ]	~3%	4%	2%
$D^0 \rightarrow K^- l^+ \nu$ [ $e/\mu$ ]	~1%	0.7%	0.35%
$D^0 \rightarrow \pi^- l^+ \nu$ [ $e/\mu$ ]	~2%	3.3%	1.7%
$D_s^+ \rightarrow \phi l^+ \nu$ [ $e/\mu$ ]	~4%	6%	3%
$D_s^+ \rightarrow \eta l^+ \nu$ [ $e/\mu$ ]	~3%	4%	2%
$\Lambda_s^+ \rightarrow \Lambda l^+ \nu$ [ $e/\mu$ ]	~4%	17%	5%

**Now:** Current D/D<sub>s</sub>/Λ<sub>c</sub> analyses are based 2.9/3.2/0.567 fb<sup>-1</sup> data at 3.773/4.178/4.6 GeV

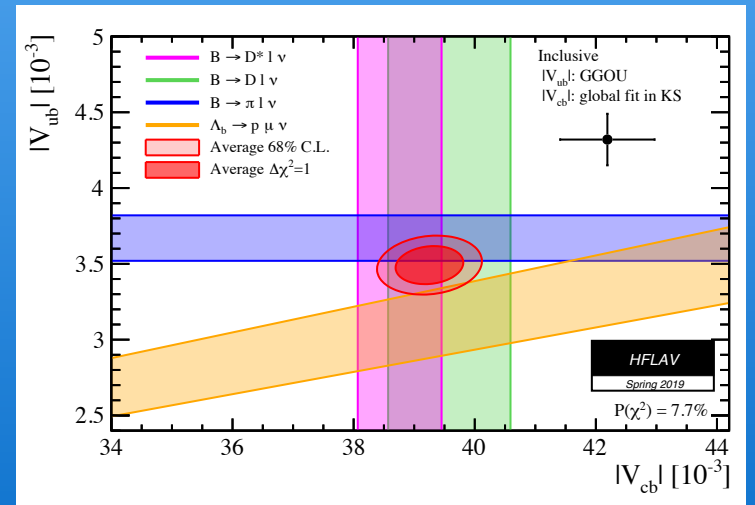
**Exp.:** Expected precision is based on 12/12/5 fb<sup>-1</sup> data at 3.773/4.178/4.65 GeV

■ More results will be coming in the near future

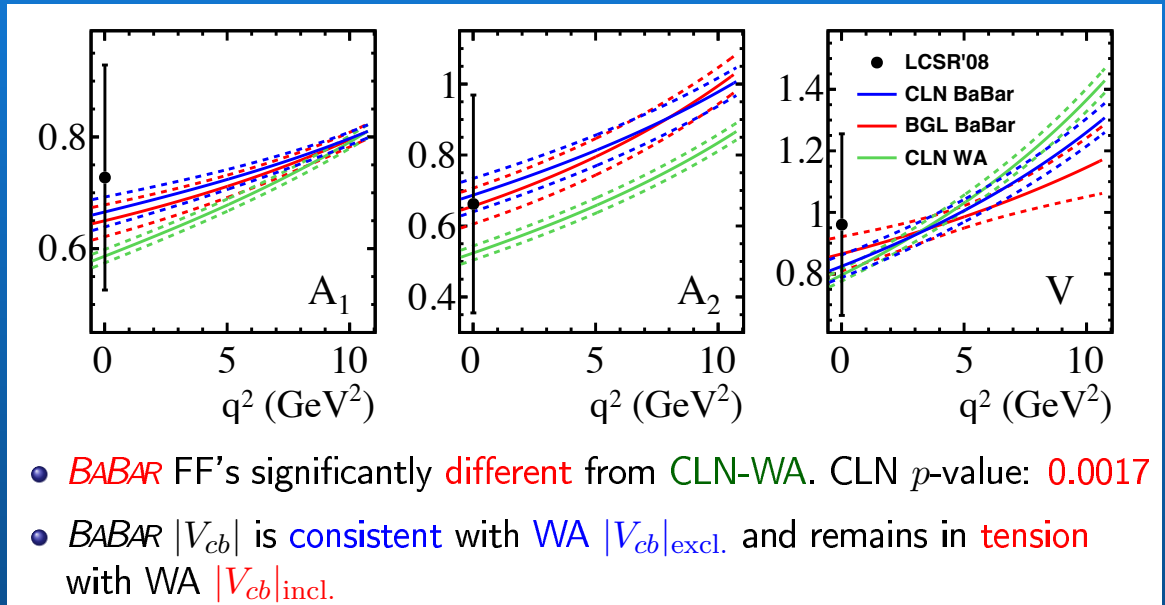


# Babar: $B \rightarrow D^* l \nu$ tagged full 4d angular analysis

- Persisting tension between inclusive/exclusive  $V_{cb}$  and  $V_{ub}$ .
- Form Factors also important for  $R(D^*)$
- First full 4d angular analysis to extract the FF's.
- Two parametrizations: BGL, CLN. Test of HQET
- Effect of increasing the error on the  $R(D^*)$  prediction
- Also polarizations are very sensitive to FF (and NP)



- $P_\tau$ :  $-0.483 \pm 0.027$  (BABAR-BGL),  $-0.38 \pm 0.51^{+0.21}_{-0.16}$  (Belle'17)
- $F_L^{D^*}$ :  $\underbrace{+0.454 \pm 0.011}_{\text{predictions}}$  (BABAR-BGL),  $\underbrace{+0.60 \pm 0.08 \pm 0.035}_{\text{measurements}}$  (Belle'19)



485. Study of  $B \rightarrow D^{(*)} l \nu$  decays with a full angular analysis at  $BABAR$ , Biplab Dey



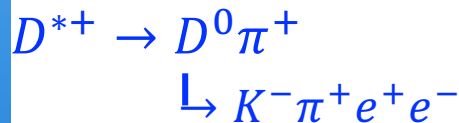


# Babar rare D decays

488. Observation of the rare decay  $D^0 \rightarrow K^- \pi^+ e^+ e^-$ , Fergus Wilson

PRL 122, 081802 (2019)

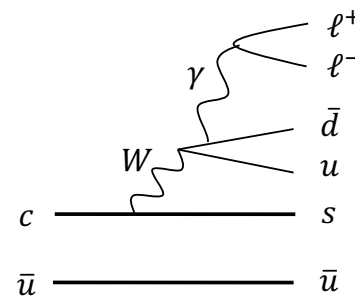
Rare or forbidden processes in the SM that provide windows on new physics



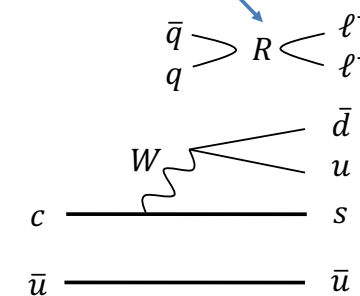
**Observation. First study in non resonant region**

For  $m(ee) \in [675, 875]$  MeV:  
 $Br = (4.0 \pm 0.5 \pm 0.2 \pm 0.1) \times 10^{-6}$

“Short-distance”



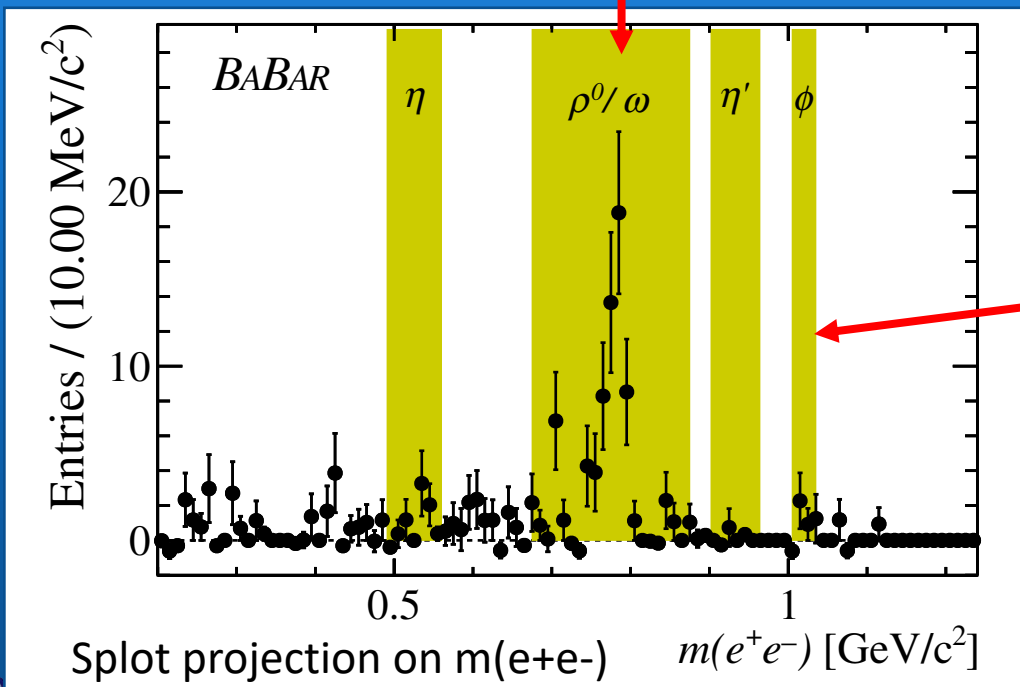
“Long-distance ( $R = \rho^0, \omega, \eta, \eta', \phi \dots$ )”



For  $m(ee) \in [1005, 1035]$  MeV:  
 $Br = (0.11^{+0.15}_{-0.11} \pm 0.06) \times 10^{-6}$

For  $m(ee)$  in the non-resonant range (unshaded):

- $Br = (1.6 \pm 0.6 \pm 0.7) \times 10^{-6}$ , Significance =  $2.6\sigma$
- 90% CL UL:  $Br < 3.1 \times 10^{-6}$



Probing short distance and potential NP





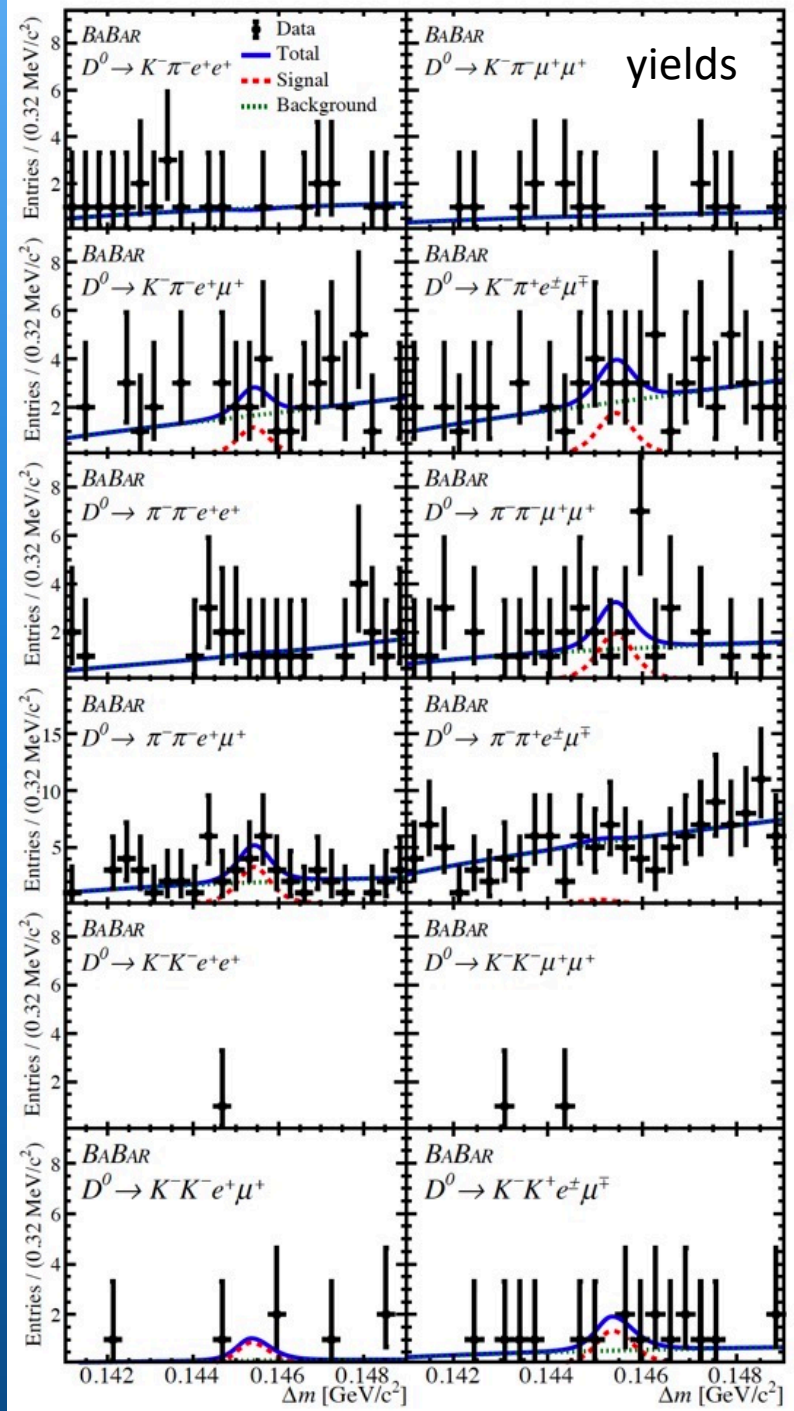


# Violations in $D^0 \rightarrow hh' ll'$

- No signal, but large improvements w.r.t. previous limits

- Lepton-flavor violating (LFV):**
  - $\pi^- \pi^+ e^\pm \mu^\mp$ ,  $K^- \pi^+ e^\pm \mu^\mp$ ,  $K^- K^+ e^\pm \mu^\mp$
- Lepton-number violating (LNV):**
  - $\pi^- \pi^- e^+ e^+$ ,  $\pi^- \pi^- \mu^+ \mu^+$ ,  $\pi^- \pi^- e^+ \mu^+$
  - $K^- \pi^- e^+ e^+$ ,  $K^- \pi^- \mu^+ \mu^+$ ,  $K^- \pi^- e^+ \mu^+$
  - $K^- K^- e^+ e^+$ ,  $K^- K^- \mu^+ \mu^+$ ,  $K^- K e^+ \mu^+$

Decay mode $D^0 \rightarrow$	$N_{\text{sig}}$ (candidates)	$\epsilon_{\text{sig}}$ (%)	$\mathcal{B}$ ( $\times 10^{-7}$ )	$\mathcal{B}$ 90% U.L. ( $\times 10^{-7}$ )	Previous best limit ( $\times 10^{-7}$ )
$\pi^- \pi^- e^+ e^+$	$0.22 \pm 3.15 \pm 0.54$	4.38	$0.27 \pm 3.90 \pm 0.67$	9.1	1120
$\pi^- \pi^- \mu^+ \mu^+$	$6.69 \pm 4.88 \pm 0.80$	4.91	$7.40 \pm 5.40 \pm 0.91$	15.2	290
$\pi^- \pi^- e^+ \mu^+$	$12.42 \pm 5.30 \pm 1.45$	4.38	$15.4 \pm 6.59 \pm 1.85$	30.6	790
$\pi^- \pi^+ e^\pm \mu^\mp$	$1.37 \pm 6.15 \pm 1.28$	4.79	$1.55 \pm 6.97 \pm 1.45$	17.1	150
$K^- \pi^- e^+ e^+$	$-0.23 \pm 0.97 \pm 1.28$	3.19	$-0.38 \pm 1.60 \pm 2.11$	5.0	2060
$K^- \pi^- \mu^+ \mu^+$	$-0.03 \pm 2.10 \pm 0.40$	3.30	$-0.05 \pm 3.34 \pm 0.64$	5.3	3900
$K^- \pi^- e^+ \mu^+$	$3.87 \pm 3.96 \pm 2.36$	3.48	$5.84 \pm 5.97 \pm 3.56$	21.0	2180
$K^- \pi^+ e^\pm \mu^\mp$	$2.52 \pm 4.60 \pm 1.35$	3.65	$3.62 \pm 6.61 \pm 1.95$	19.0	5530
$K^- K^- e^+ e^+$	$0.30 \pm 1.08 \pm 0.41$	3.25	$0.43 \pm 1.54 \pm 0.58$	3.4	1520
$K^- K^- \mu^+ \mu^+$	$-1.09 \pm 1.29 \pm 0.42$	6.21	$-0.81 \pm 0.96 \pm 0.32$	1.0	950
$K^- K^- e^+ \mu^+$	$1.93 \pm 1.92 \pm 0.83$	4.63	$1.93 \pm 1.93 \pm 0.84$	5.8	570
$K^- K^+ e^\pm \mu^\mp$	$4.09 \pm 3.00 \pm 1.59$	4.83	$3.93 \pm 2.89 \pm 1.45$	10.0	1800





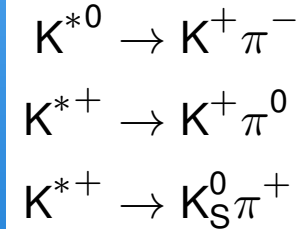
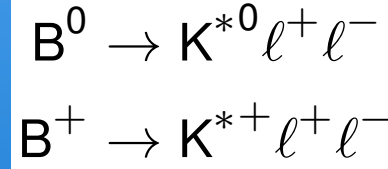
$$R_{K^*} = \frac{BR(B \rightarrow K^* \mu^+ \mu^-)}{BR(B \rightarrow K^* e^+ e^-)}$$

# Belle $R_{K^*}$

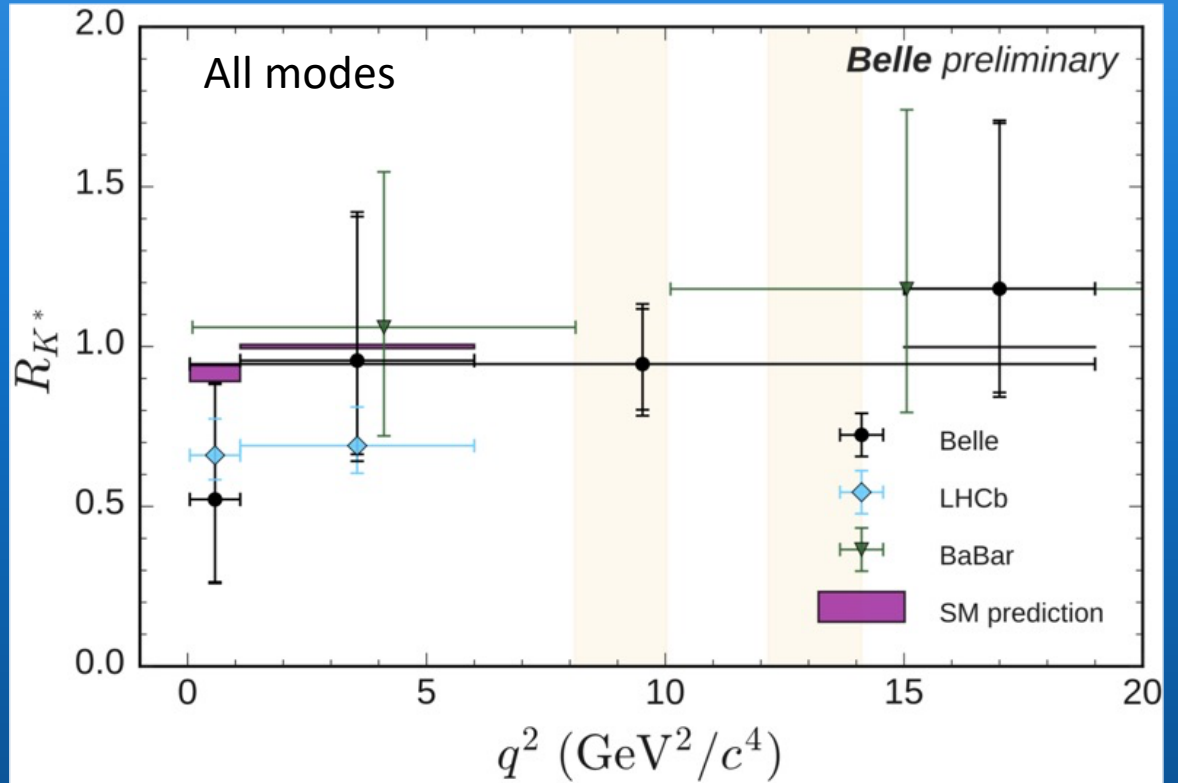
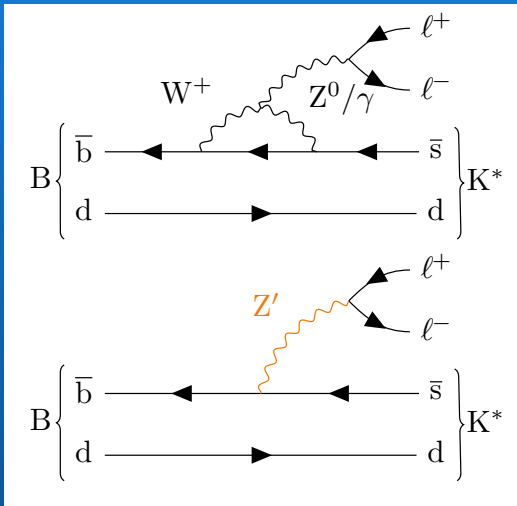
[arXiv:1904.02440](https://arxiv.org/abs/1904.02440)

First measurement of  $R(K^{*+})$ .

- Test of lepton flavor universality
- Theoretically clean
- Sensitive to new physics



- All measured values are in accordance with the SM and other recent measurements.



■  $103.0^{+13.4}_{-12.7}$  ( $139.0^{+16.0}_{-15.4}$ ) events in the electron (muon) modes.

S. Choudhury, Measurement of Lepton Flavor Universality in B decays at Belle, Flavor and CP Violation, Friday 14:50

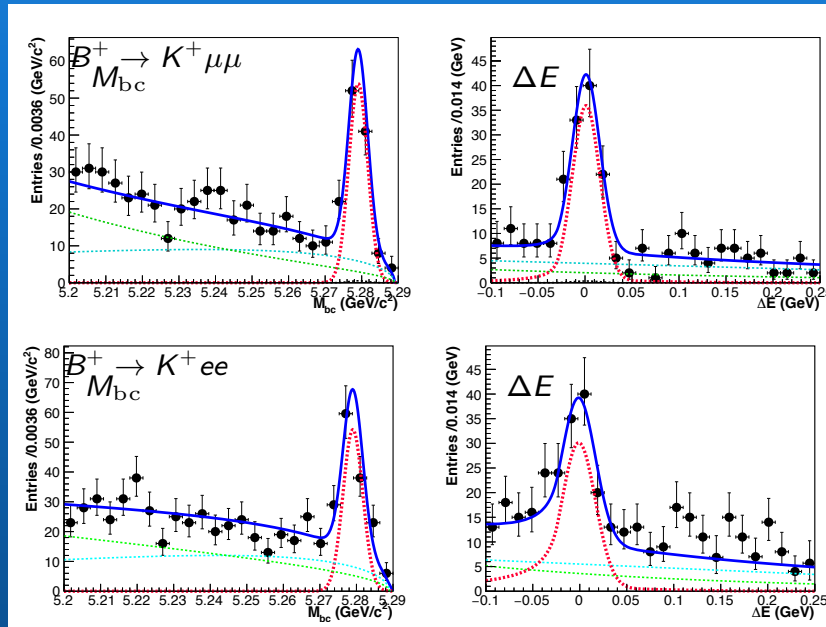




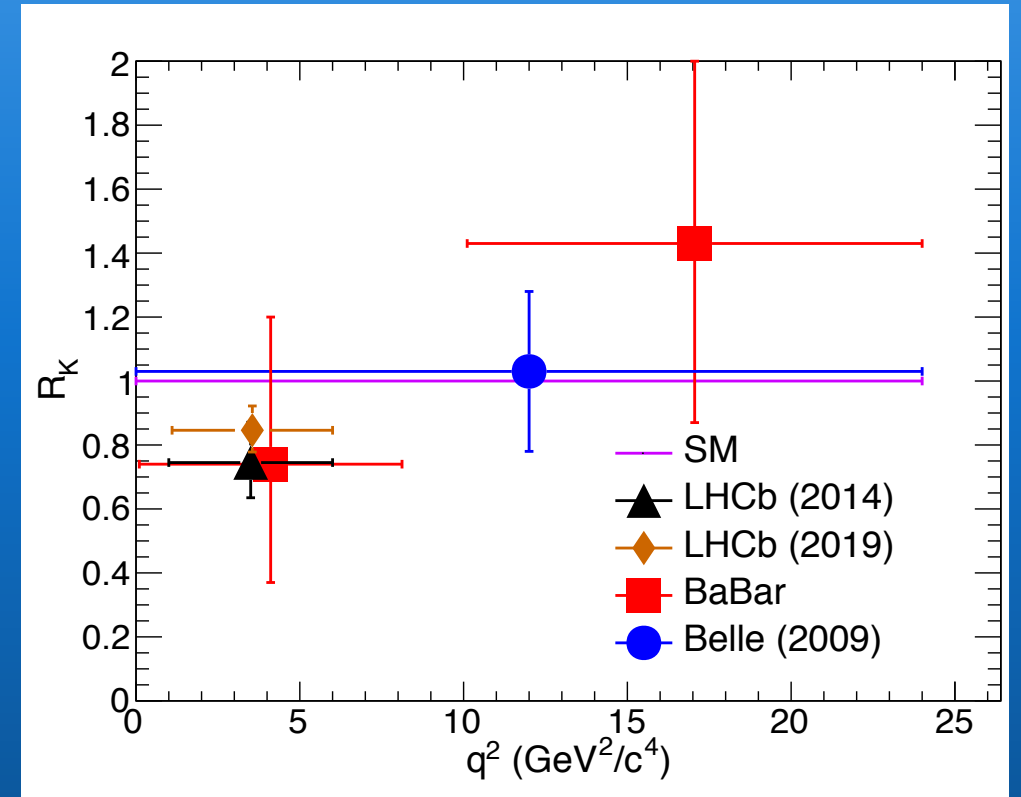
$$R_K = \frac{BR(B^+ \rightarrow K^+ \mu^+ \mu^-)}{BR(B^+ \rightarrow K^+ e^+ e^-)}$$

# Belle $R(K)$

- New measurement with  $711 \text{ fb}^{-1}$  (was  $605 \text{ fb}^{-1}$ )
- Both charged and neutral mode
- Multidimensional  $M_{bc} \Delta E$  fit to extract the yield



## Previous results



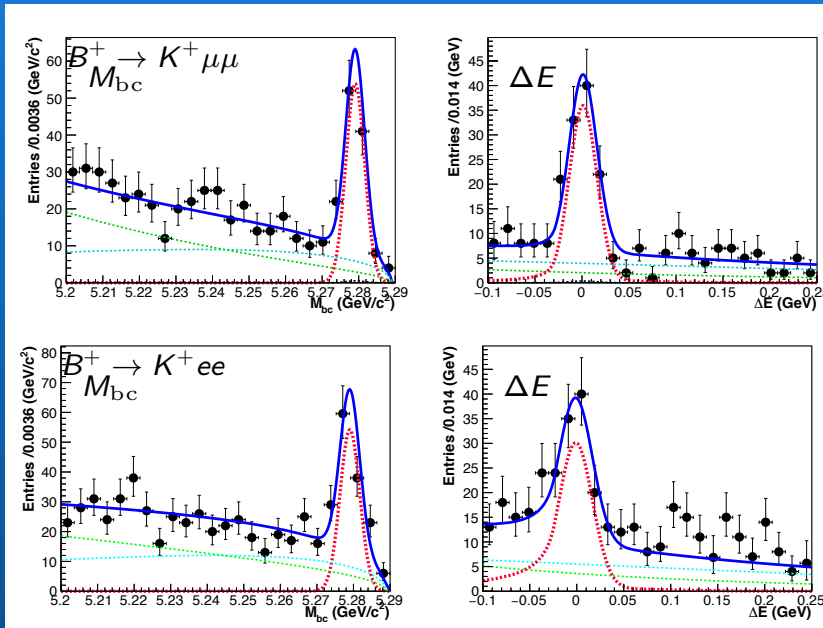




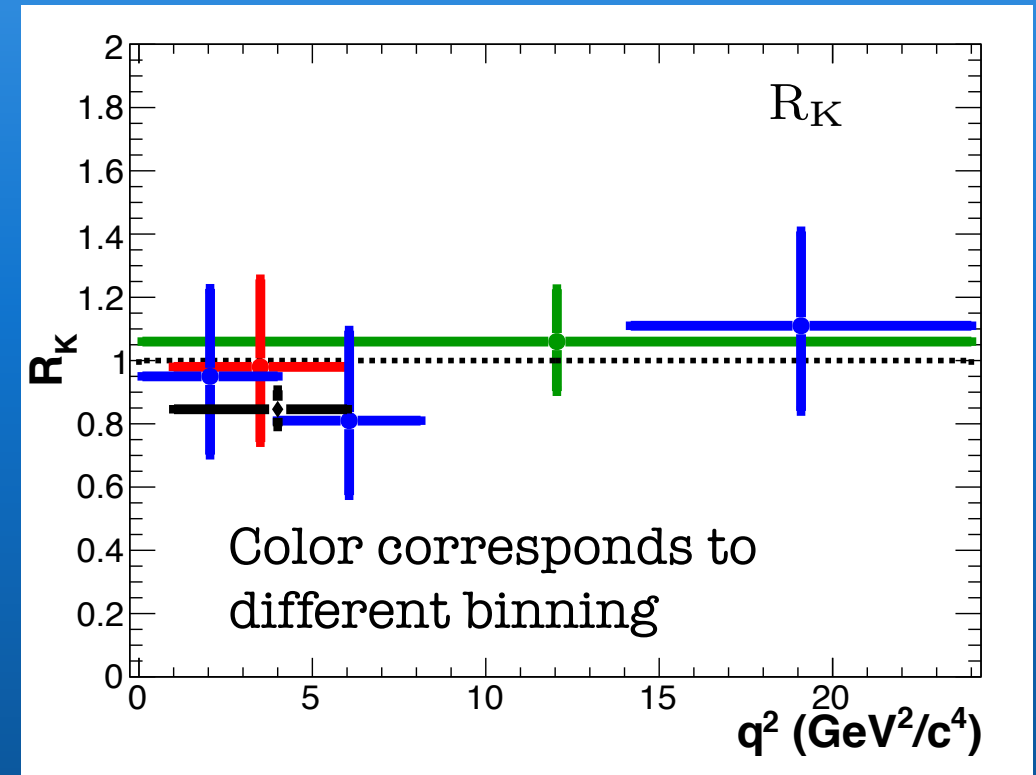
$$R_K = \frac{BR(B^+ \rightarrow K^+ \mu^+ \mu^-)}{BR(B^+ \rightarrow K^+ e^+ e^-)}$$

# Belle $R(K)$

- New measurement with  $711 \text{ fb}^{-1}$  (was  $605 \text{ fb}^{-1}$ )
- Both charged and neutral mode
- Multidimensional  $M_{bc} \Delta E$  fit to extract the yield



New result: no discrepancy



442. Measurement of Lepton Flavor Universality in B decays at Belle,  
Seema Choudhury



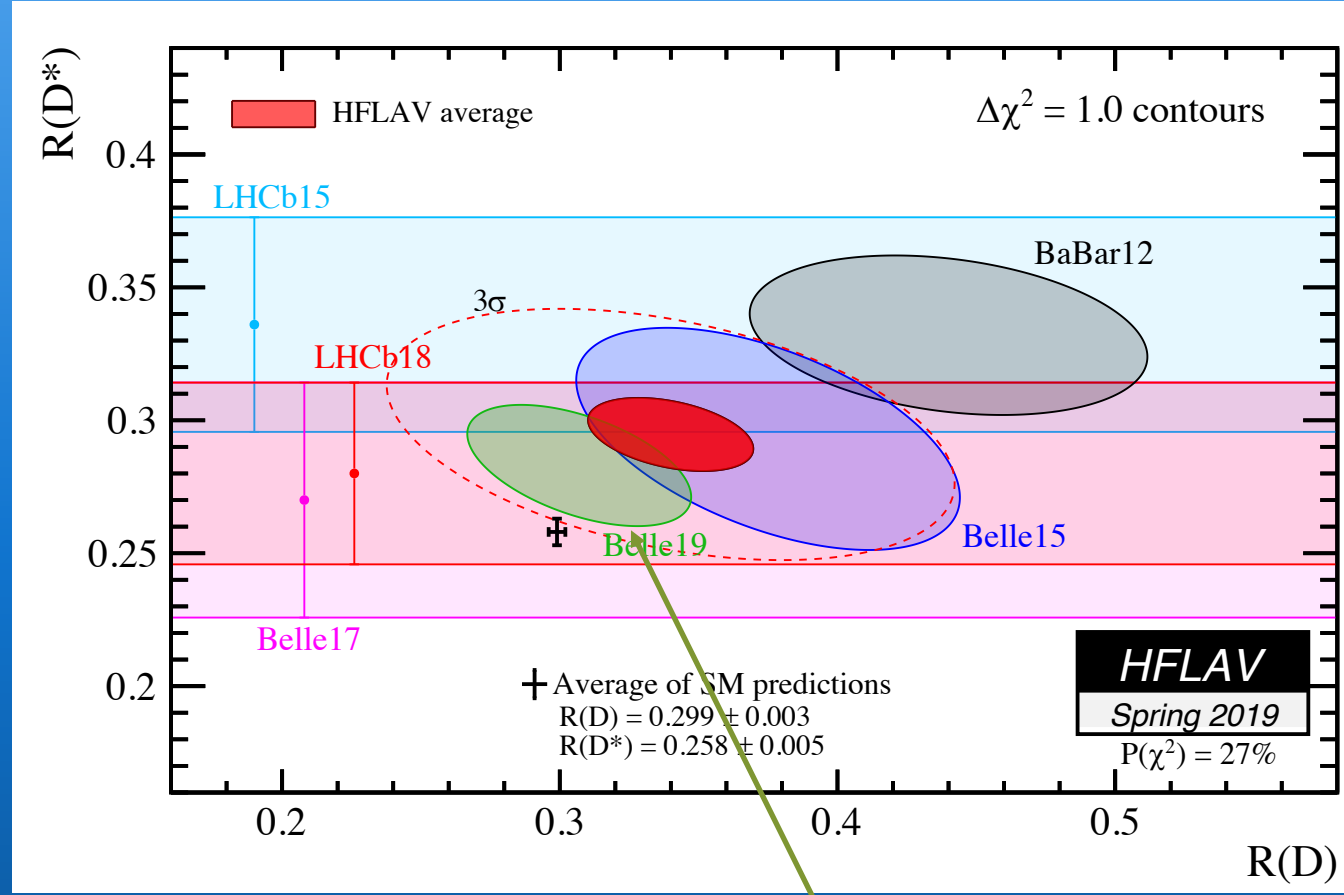


$$R(D^*) \equiv \frac{\mathcal{B}(\bar{B} \rightarrow D^{*+} \tau^- \bar{\nu}_\tau)}{\mathcal{B}(\bar{B} \rightarrow D^{*+} \ell^- \bar{\nu}_\ell)}$$

# Belle $R(D^{(*)})$


arXiv:1904.08794v2

- Long standing tension with SM prediction (was  $3.8\sigma$ )
- New measurement using semileptonic tag (first measurement for  $R(D)$ )
- Single most precise result: compatible with SM @  $1.2\sigma$ 
  - Still statistically limited
- $R(D)$ - $R(D^*)$  exp. world average tension with SM decreases to  $3.1\sigma$



Belle 2019:  $R(D) = 0.307 \pm 0.037 \pm 0.016$   
 $R(D^*) = 0.283 \pm 0.018 \pm 0.014$





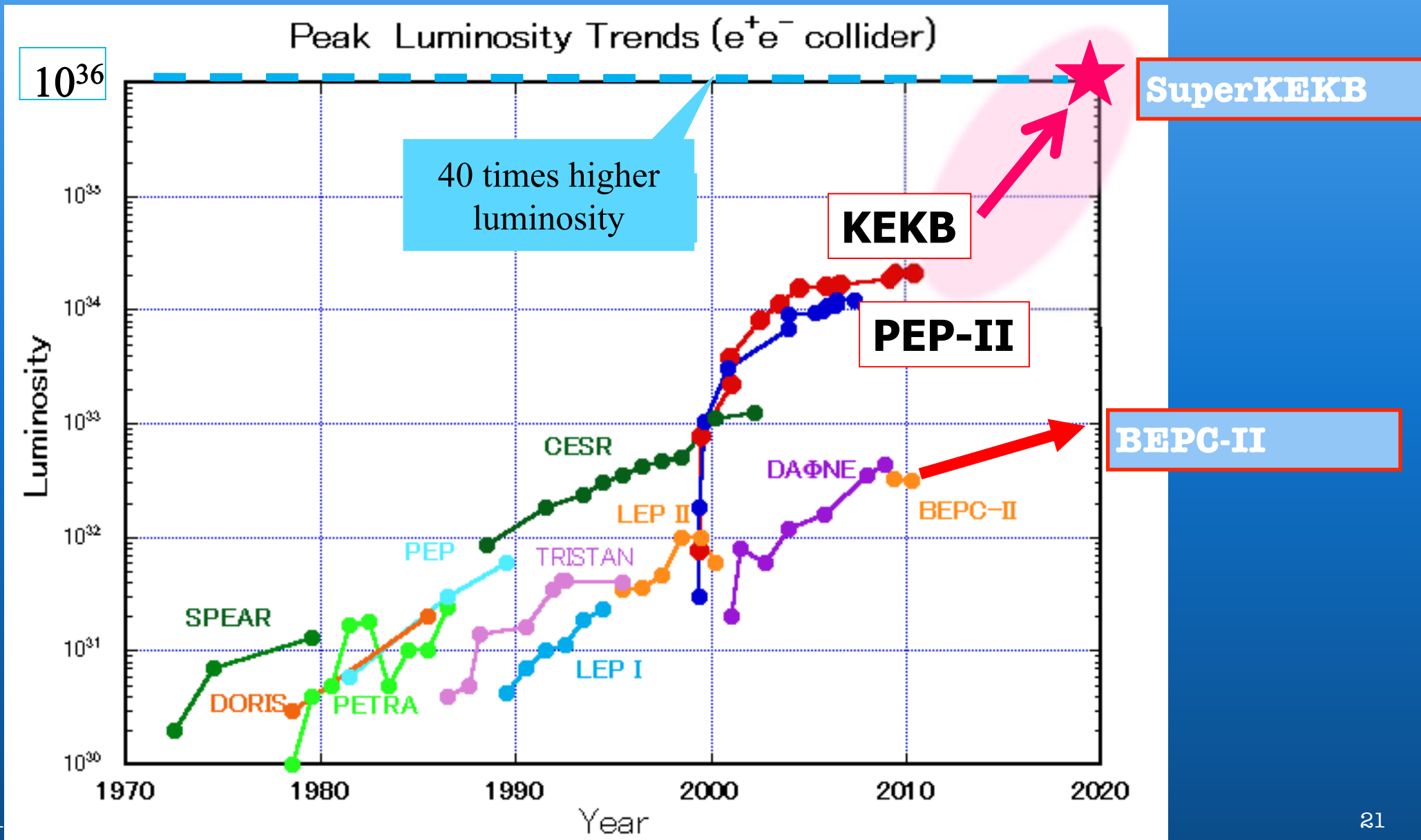


# The promise for the future Belle II @ SuperKEKB

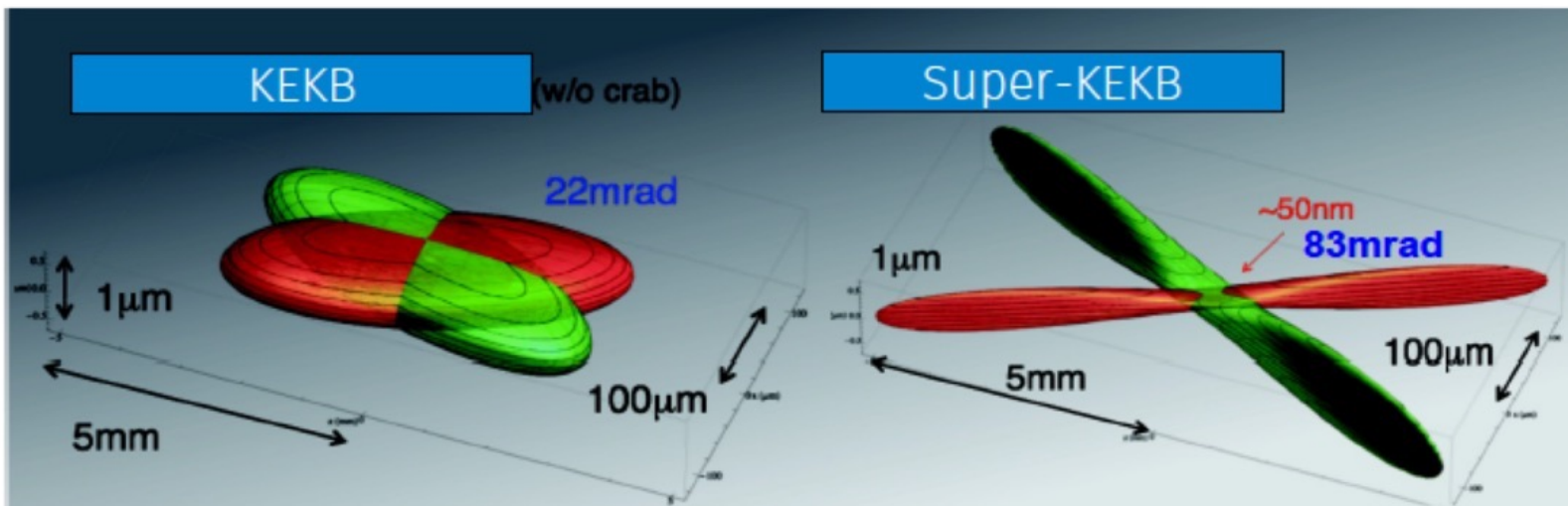




# The intensity frontier



# The path to higher luminosity



	E (GeV) LER/HER	$\beta^*_y$ (mm) LER/HER	$\beta^*_x$ (cm) LER/HER	$\phi$ (mrad)	I (A) LER/HER	L ( $\text{cm}^{-2}\text{s}^{-1}$ )
KEKB	3.5/8.0	5.9/5.9	120/120	11	1.6/1.2	$2.1 \times 10^{34}$
SuperKEKB	4.0/7.0	0.27/0.30	3.2/2.5	41.5	3.6/2.6	$80 \times 10^{34}$

factor 20

factor 2-3

- **Reduce Beam size**  
KEKB:  $100\mu\text{m} \times 2\mu\text{m}$   
SuperKEKB:  $10\mu\text{m} \times 0.06\mu\text{m}$

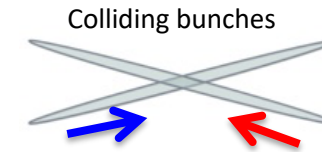
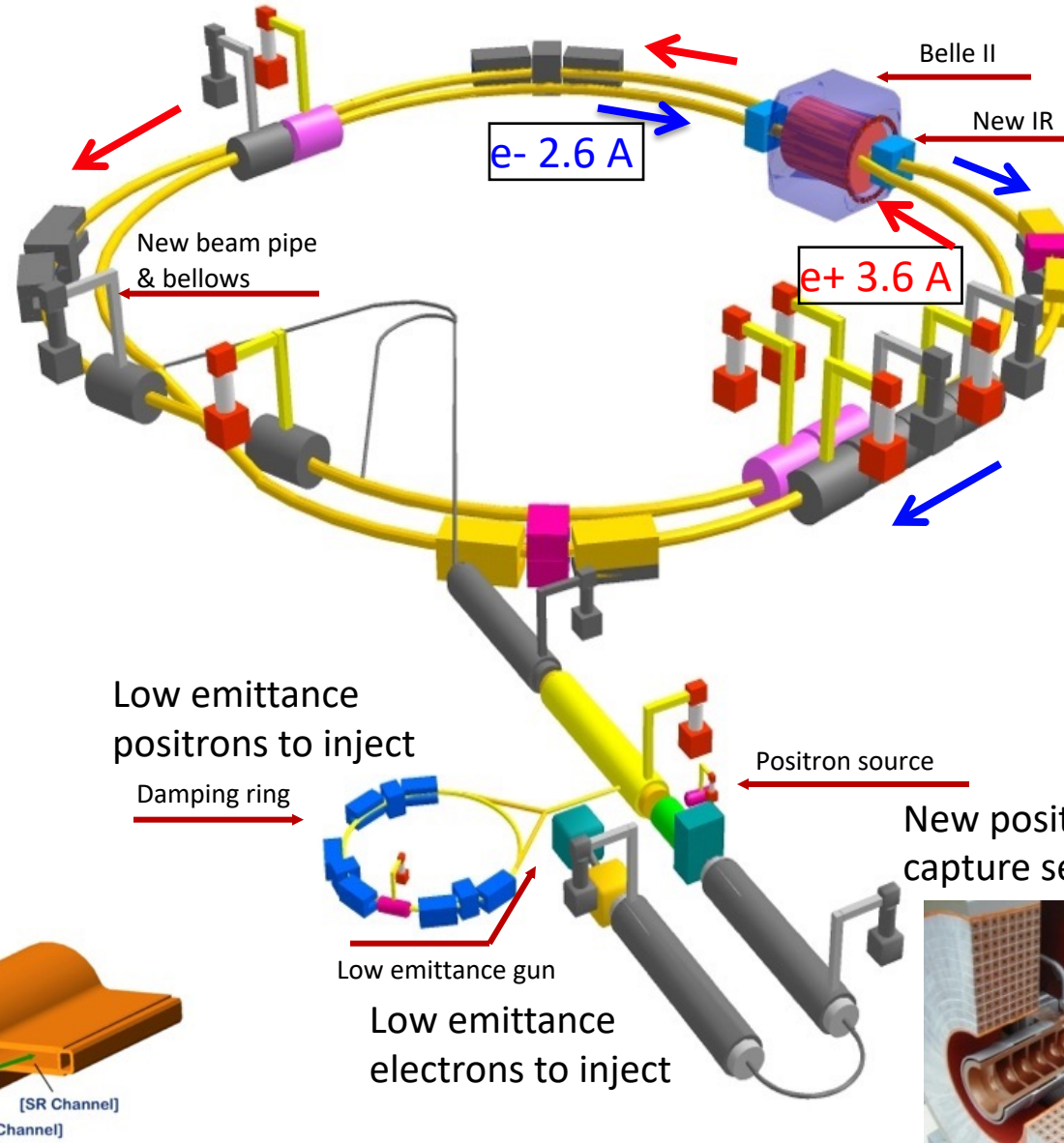
- **Change beam energies** to solve the problem of short lifetime for the LER
- Consequence  $\beta\gamma$ : decrease 0.42  $\rightarrow$  0.28

- **Nano-beams and more beam current** to increase luminosity
- **Large crossing angle**

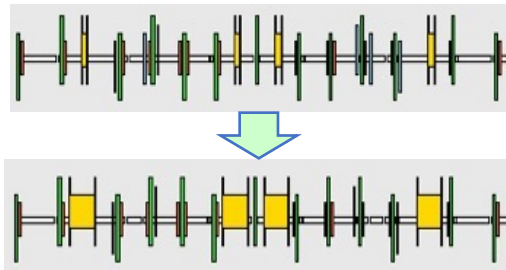
Replace short dipoles with longer ones (LER)



# KEKB → SuperKEKB

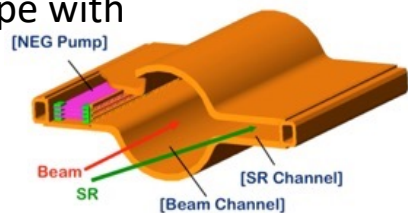


New superconducting / permanent final focusing quads near the IP



Redesign the lattices of HER & LER to squeeze the emittance

TiN-coated beam pipe with antechambers



Low emittance positrons to inject

Damping ring




Low emittance gun

Low emittance electrons to inject

Positron source

New positron target / capture section

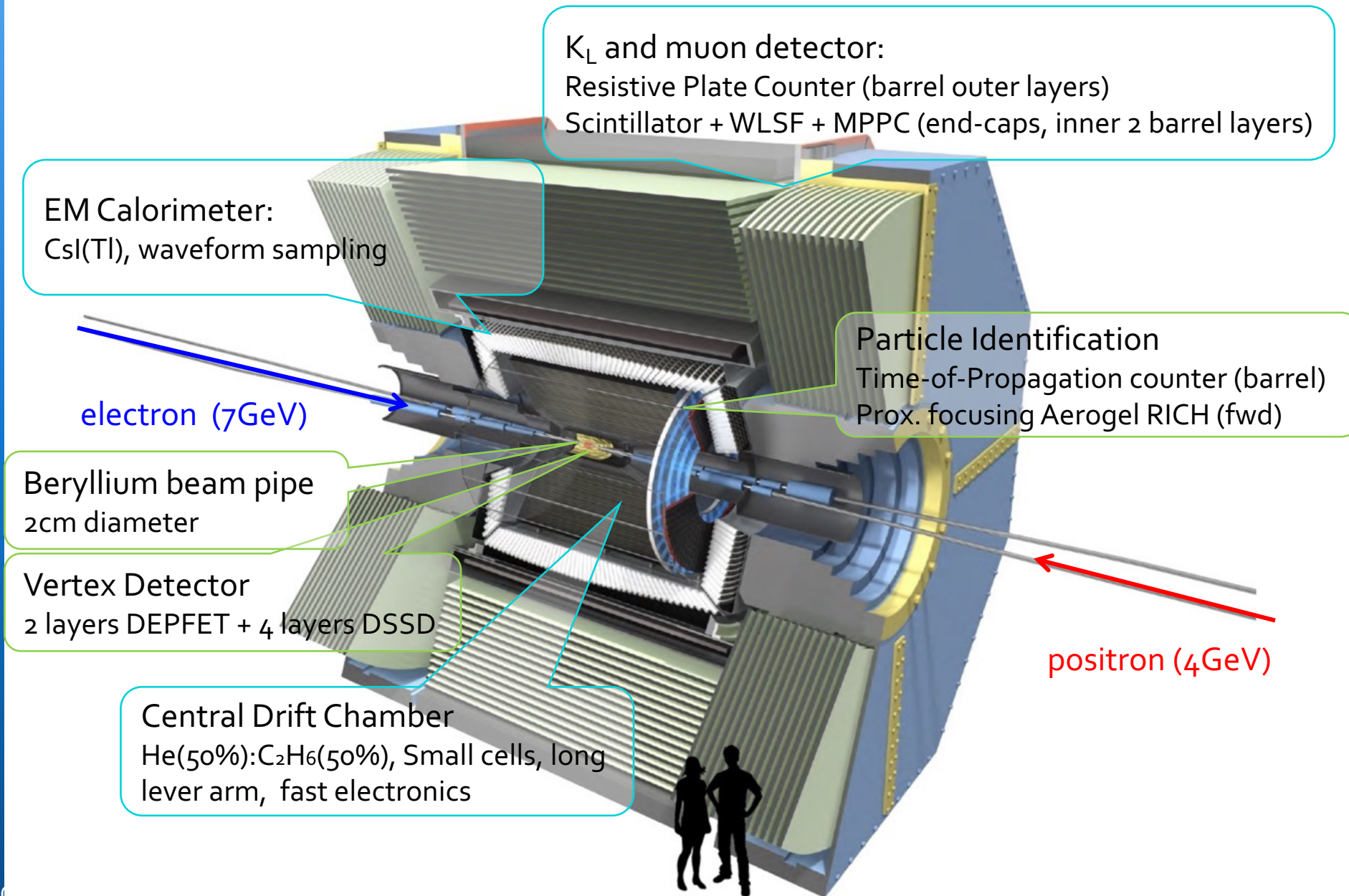


Add / modify RF systems for higher beam current

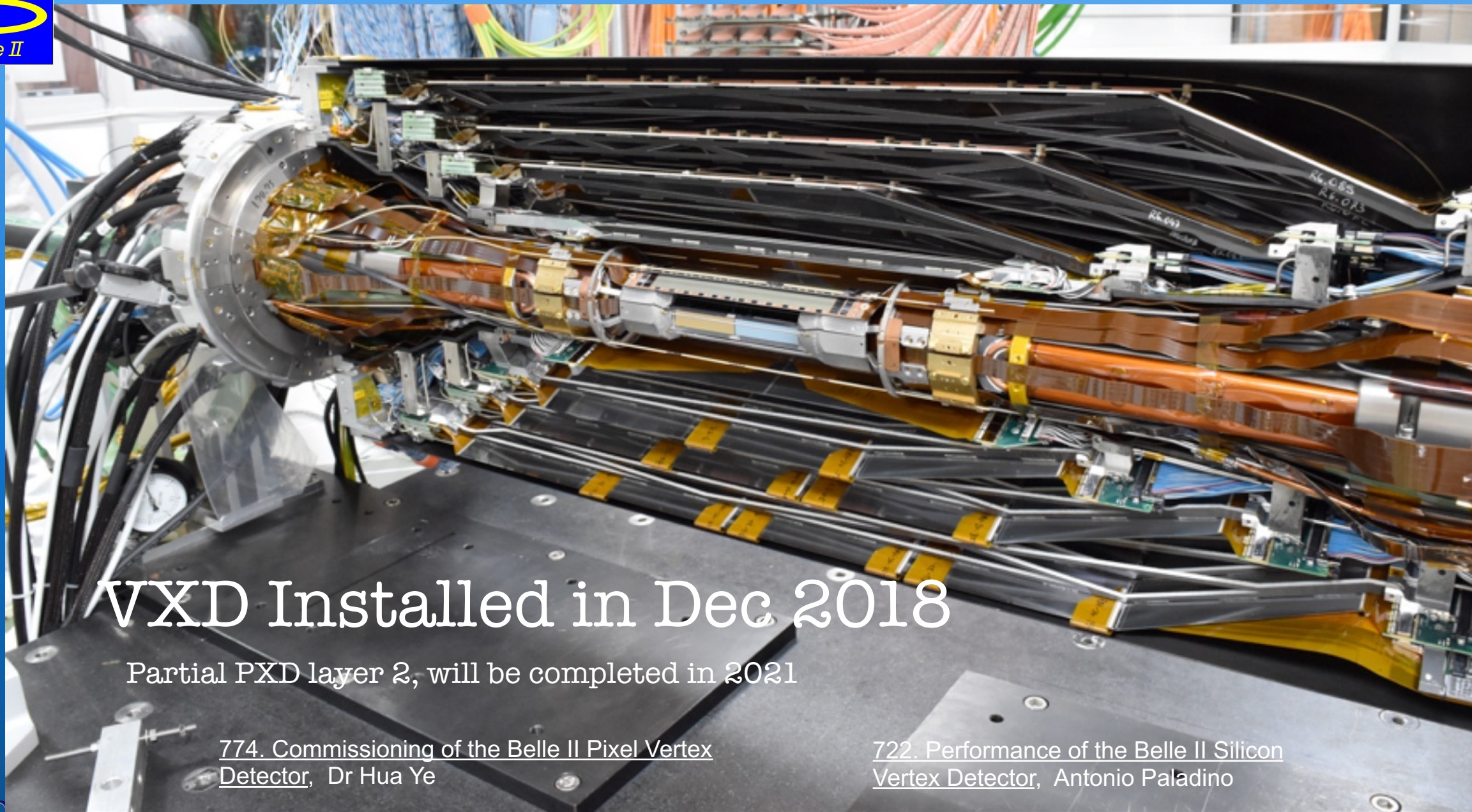




# Belle II detector







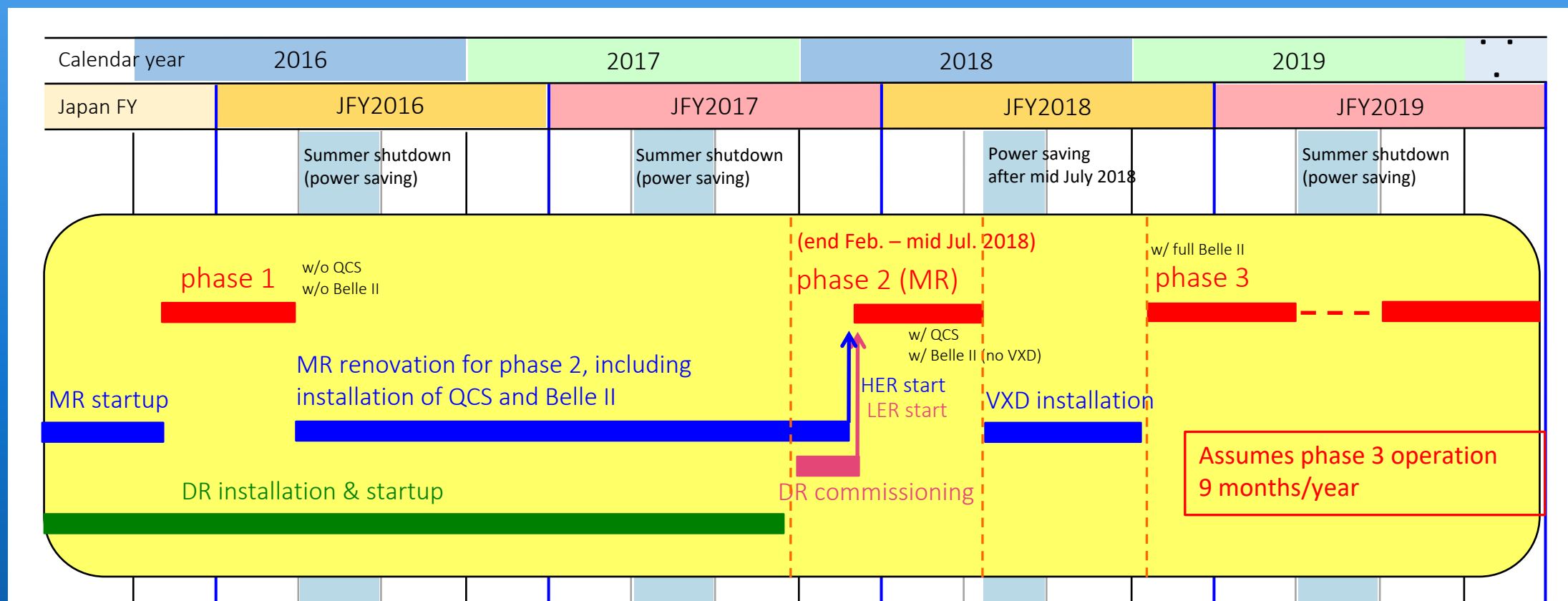
# VXD Installed in Dec 2018

Partial PXD layer 2, will be completed in 2021

774. Commissioning of the Belle II Pixel Vertex Detector, Dr Hua Ye

722. Performance of the Belle II Silicon Vertex Detector, Antonio Paladino

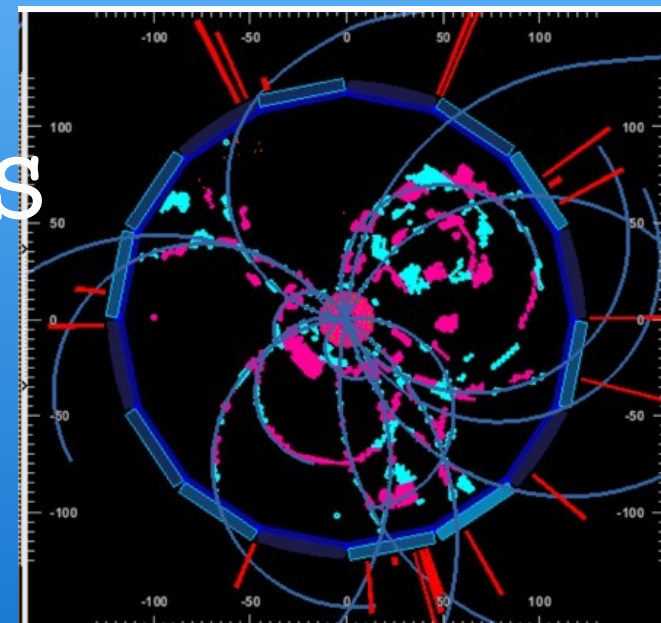
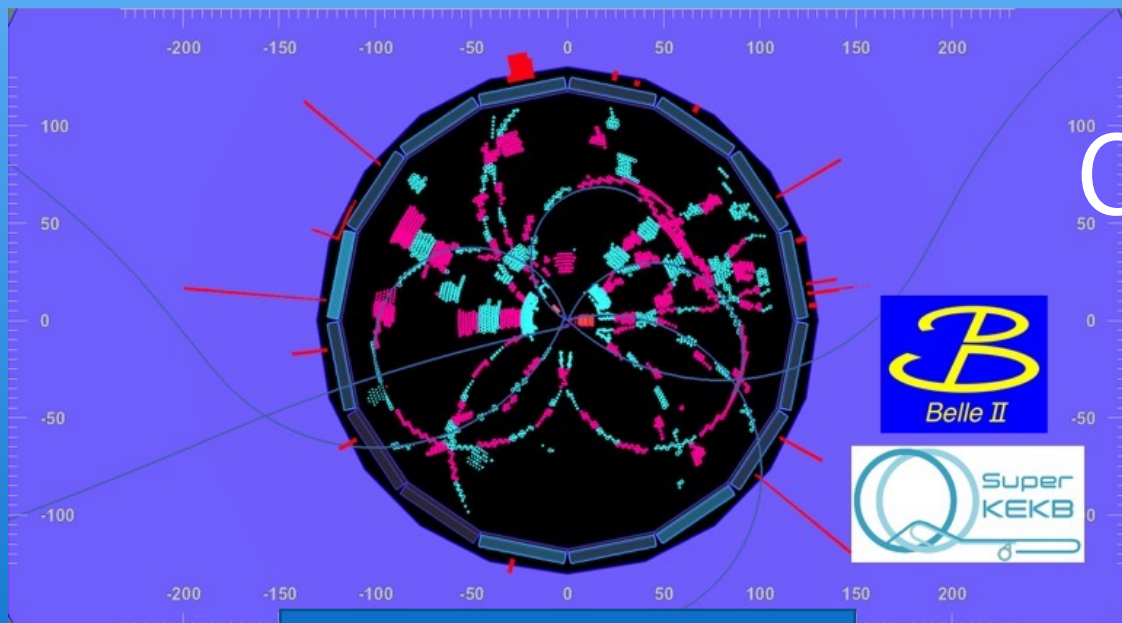
# SuperKEKB/Belle II schedule



- Phase 1 (2016): SuperKEKB commissioning and background estimation – no collisions
- Phase 2 (2018): Collision runs with final focus, but without VXD → first physics data
- Phase 3 (2019-->): Physics run started in March 2019. Will continue with 7-9 months/year



# Collisions



$$e^+ e^- \rightarrow B \bar{B}$$

First collisions in Phase 2



Apr 26, 2018

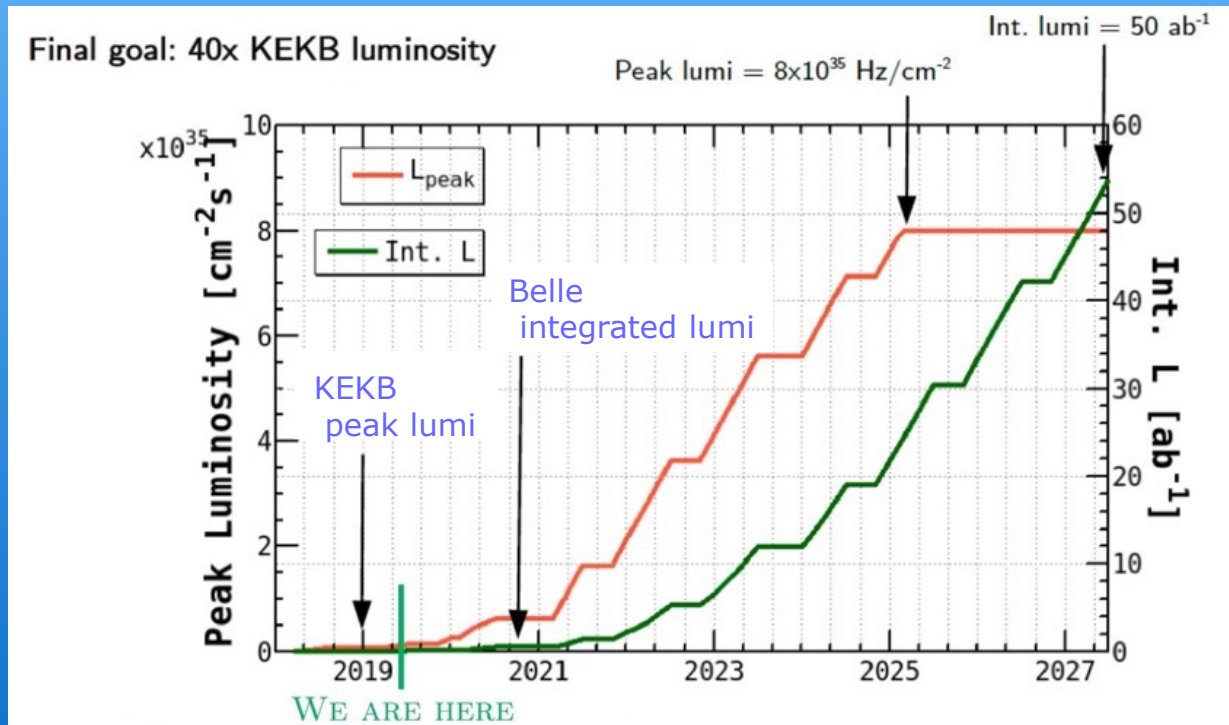
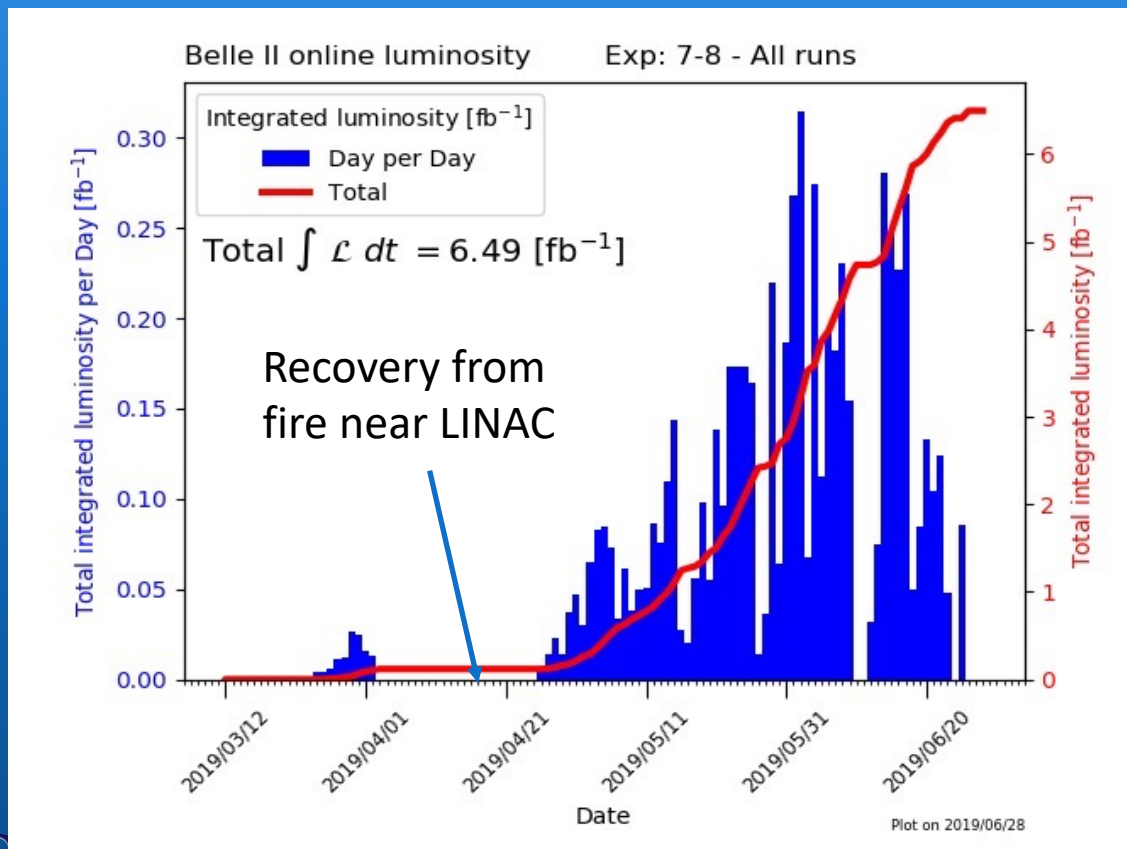
First collisions in Phase 3



March 26, 2019

# Luminosity

- Backgrounds are still high
- Luminosity limited by beam blow-up
- New machine: lot of tuning required

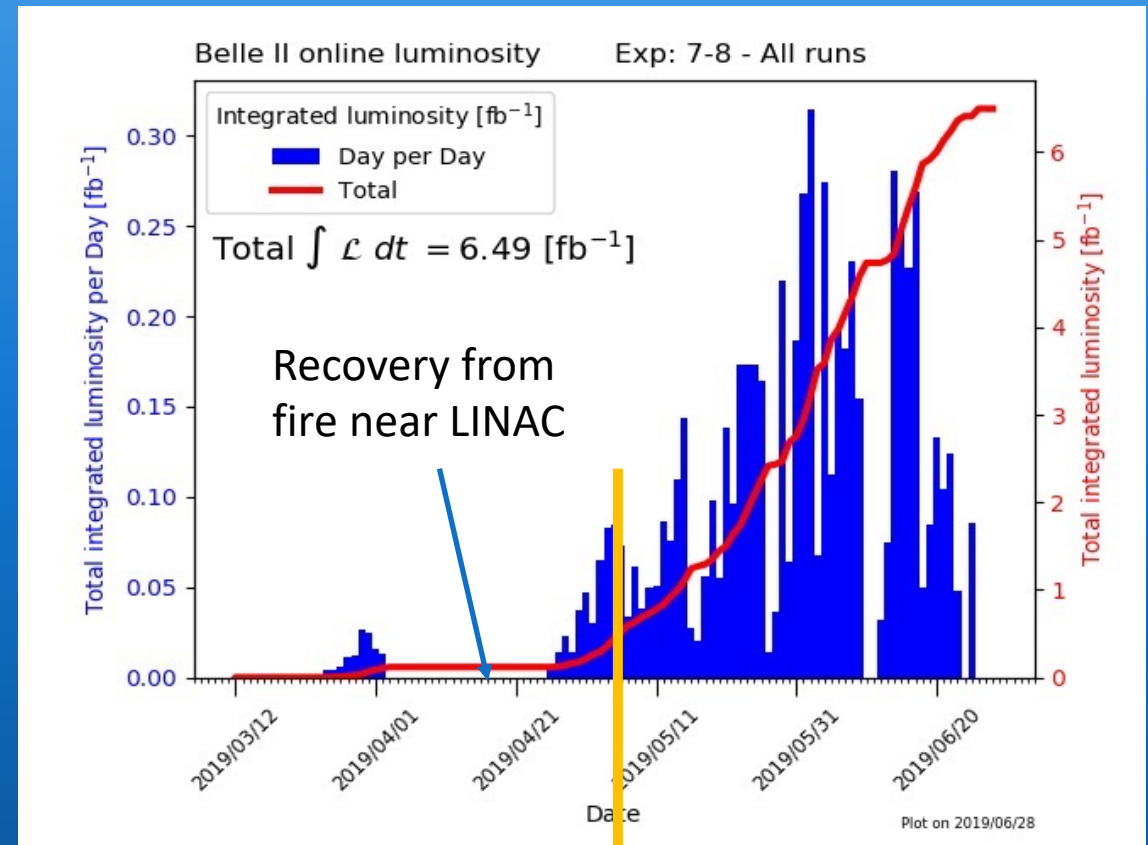


Parameter	Achieved	Target
$I_{\text{LER}}(\text{max})(\text{A})$	0.880	2.6
$I_{\text{HER}}(\text{max})(\text{A})$	0.940	3.6
$\beta_y^*$ (mm)	2	0.3
# bunches	1576	2364
$L_{\text{peak}}(\text{cm}^{-2} \text{s}^{-1})$	$6.1 \times 10^{33}$	$8 \times 10^{35}$
$L(\text{det OFF})$	$12 \times 10^{33}$	



# Results

- The run has just finished (July 1<sup>st</sup>)
- In this talk present performance studies and initial cross checks and results
- Data sample: 410 pb<sup>-1</sup> calibrated, aligned and reprocessed data.
- Less than 1/10 of the total data 6.49 fb<sup>-1</sup>

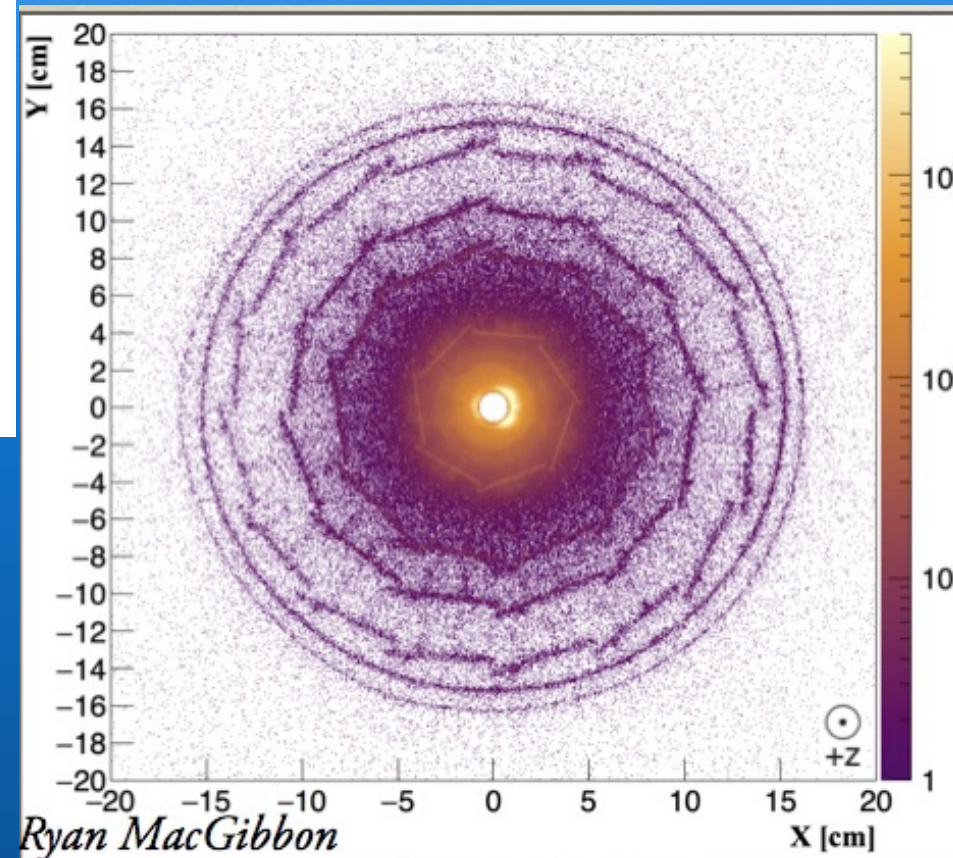
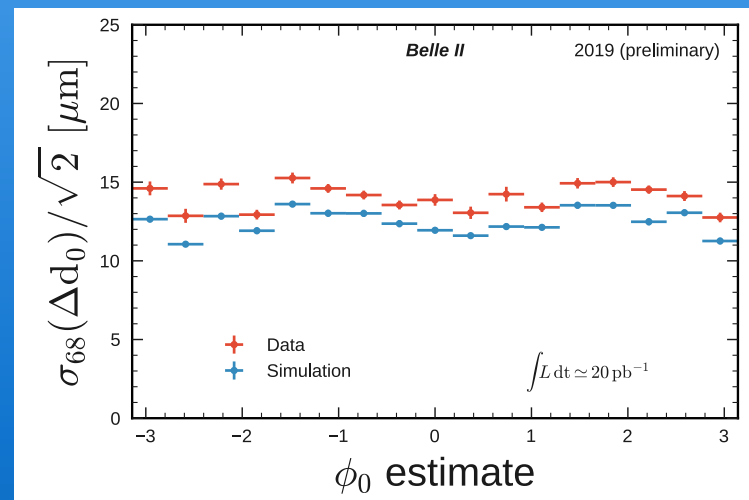
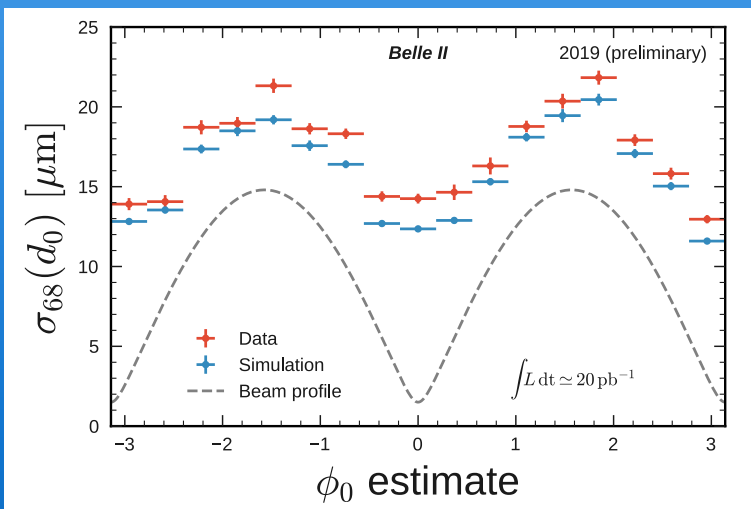


Data Sample →

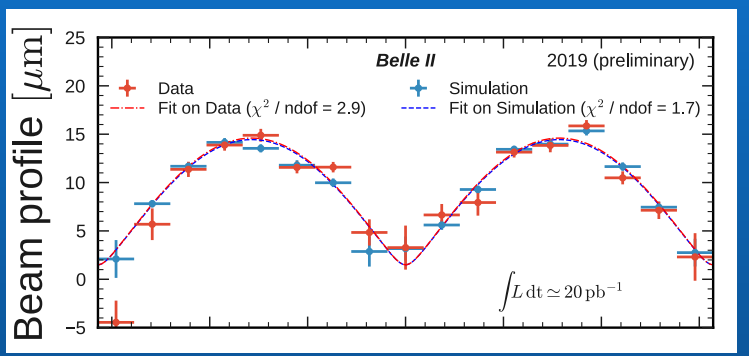
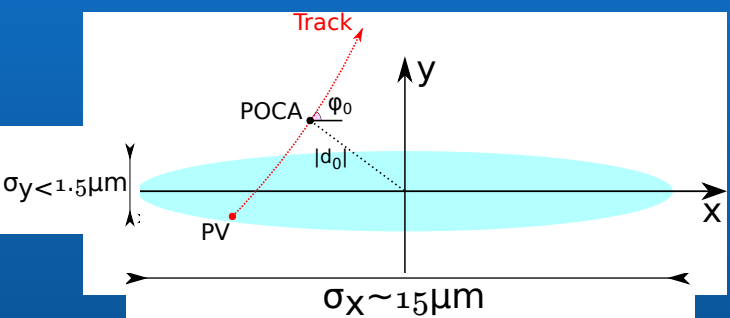
# Tracking performance

- Impact parameter resolution 2-track events

- VOs from pp



Beam profile computed with  $\sigma_x = 14.8 \mu\text{m}$  and  $\sigma_y = 1.5 \mu\text{m}$ .



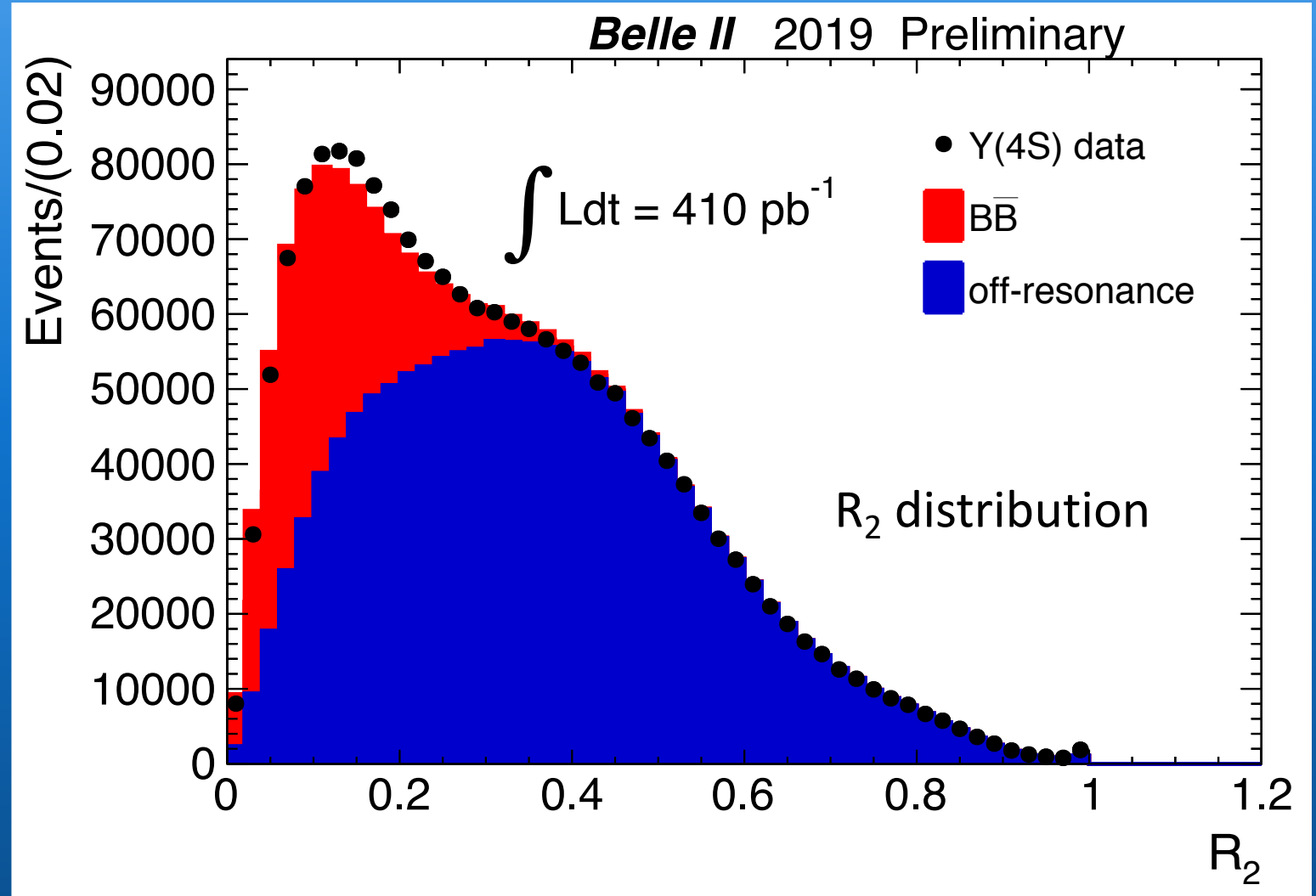
Confirmation of Beam Profile

# Event shape and B counting

$$H_l = \sum_{ij} |p_i| |p_j| P_l(\cos \theta_{ij})$$

$$R_2 = H_2 / H_0$$

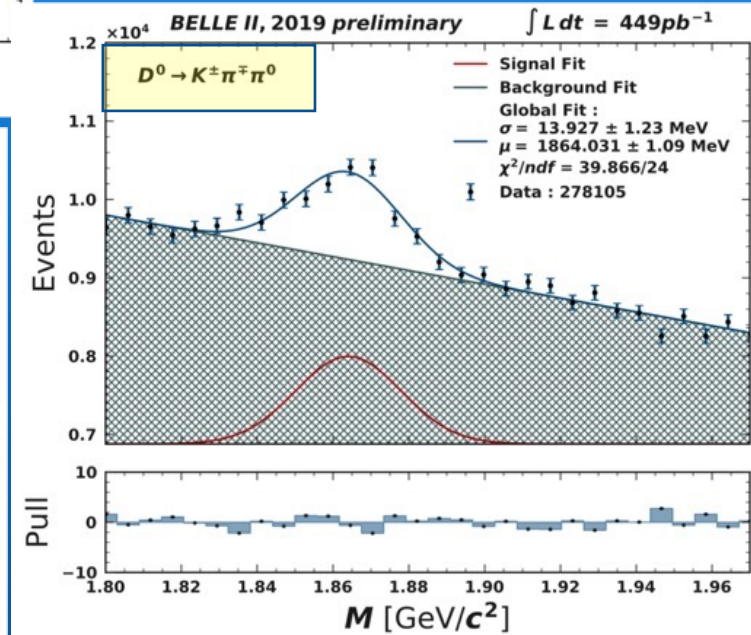
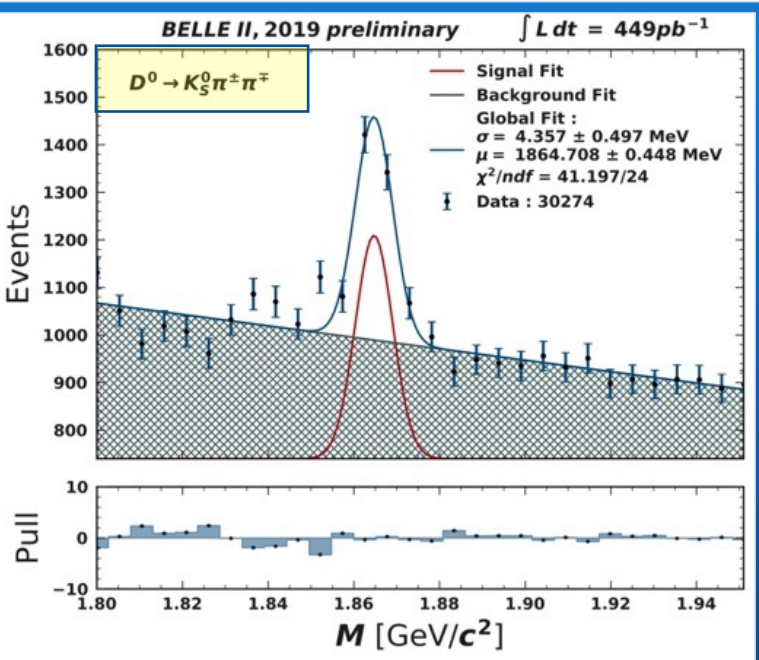
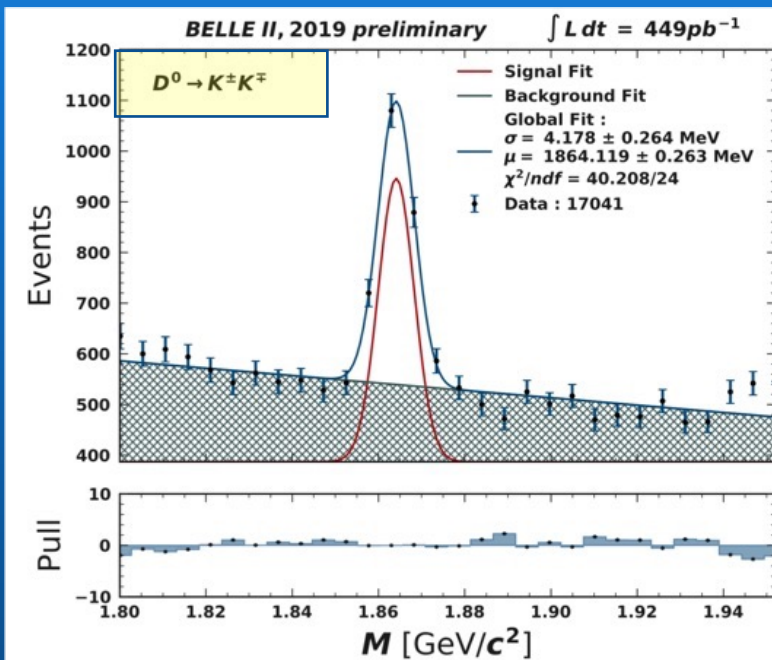
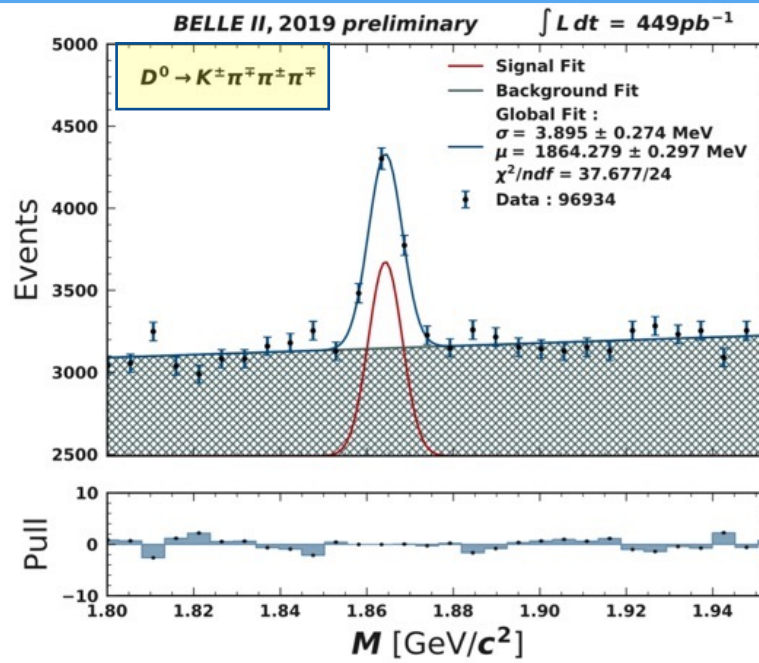
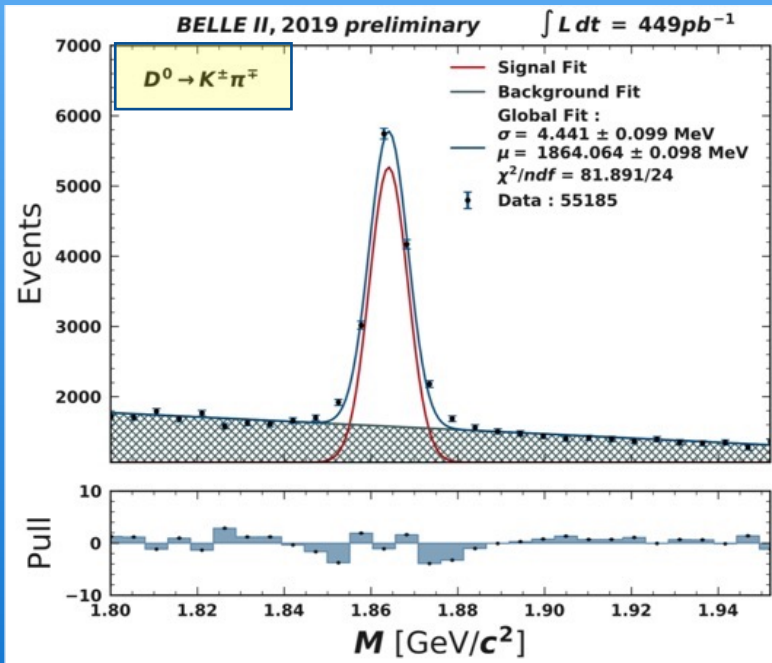
- Using continuum MC find excess events in data.
- Most likely due to an imperfect machine background modelling
- Use off-resonance data for continuum modelling





# Mass peaks

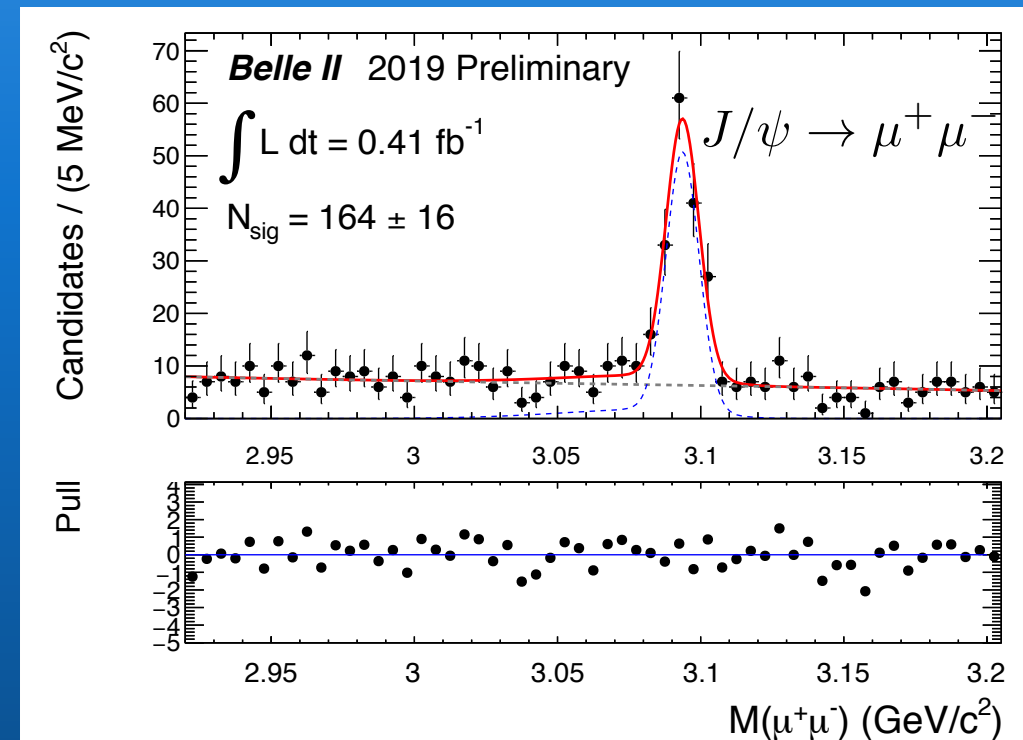
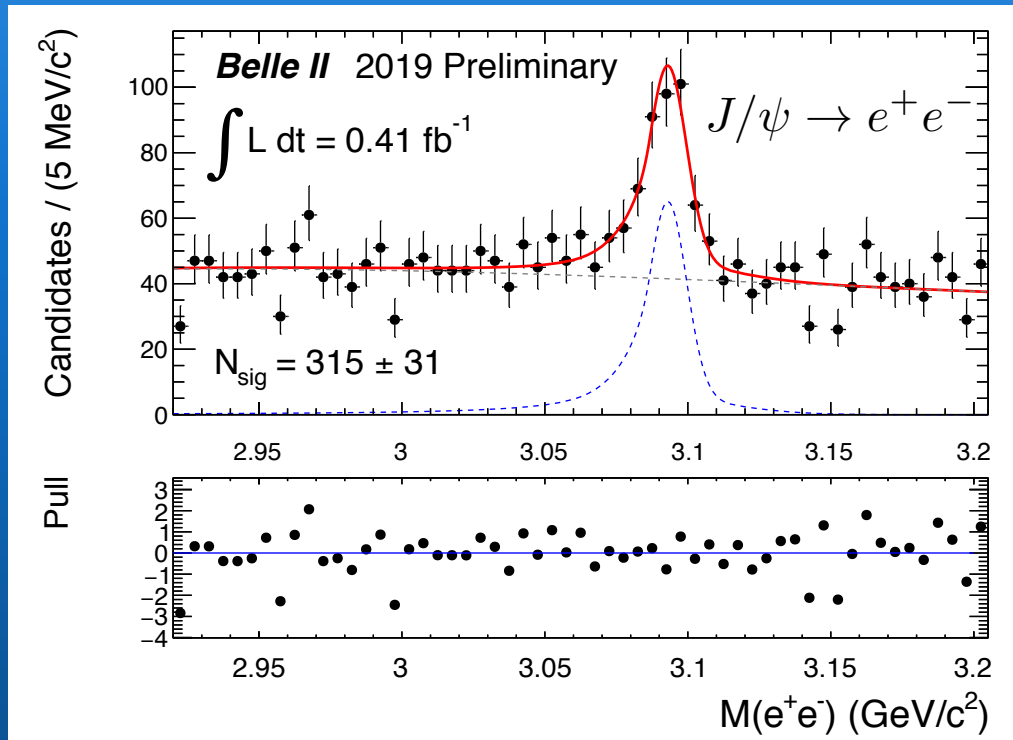
- Identify Kaons, pions, ....





# Mass peaks

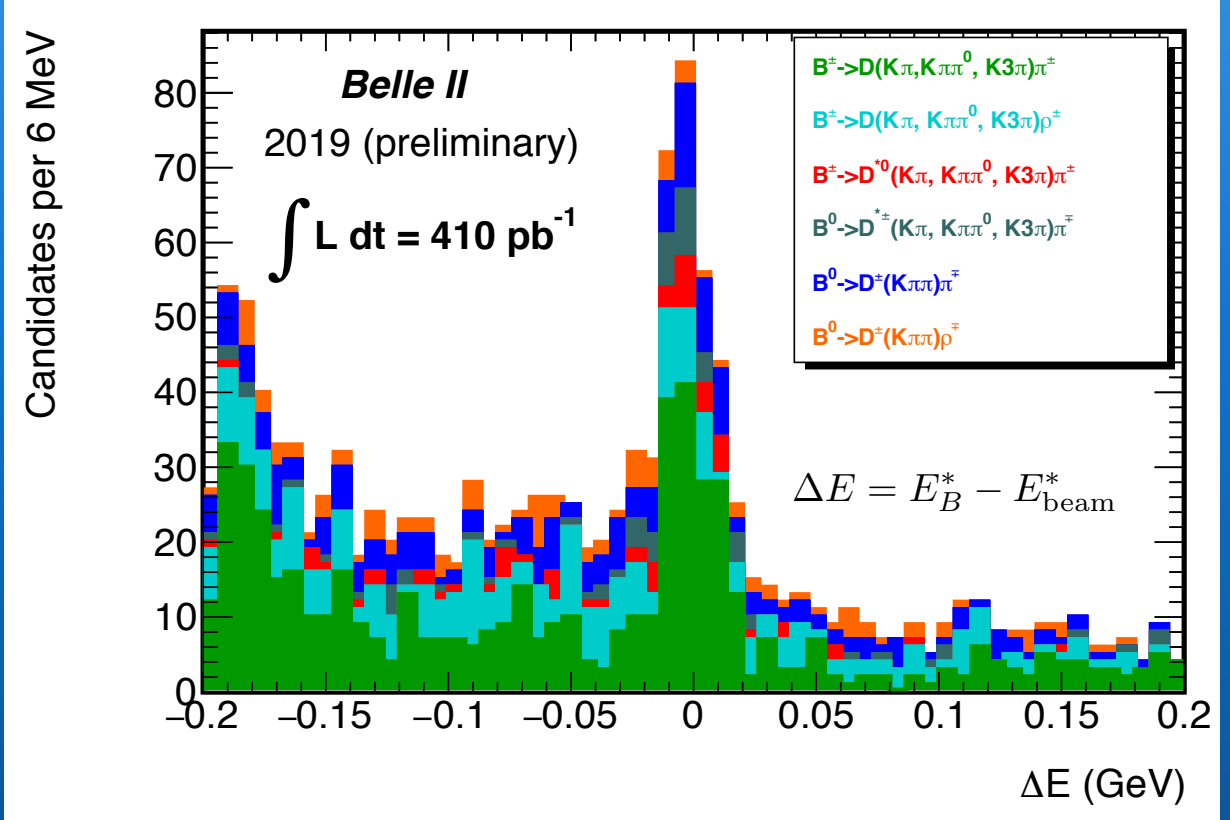
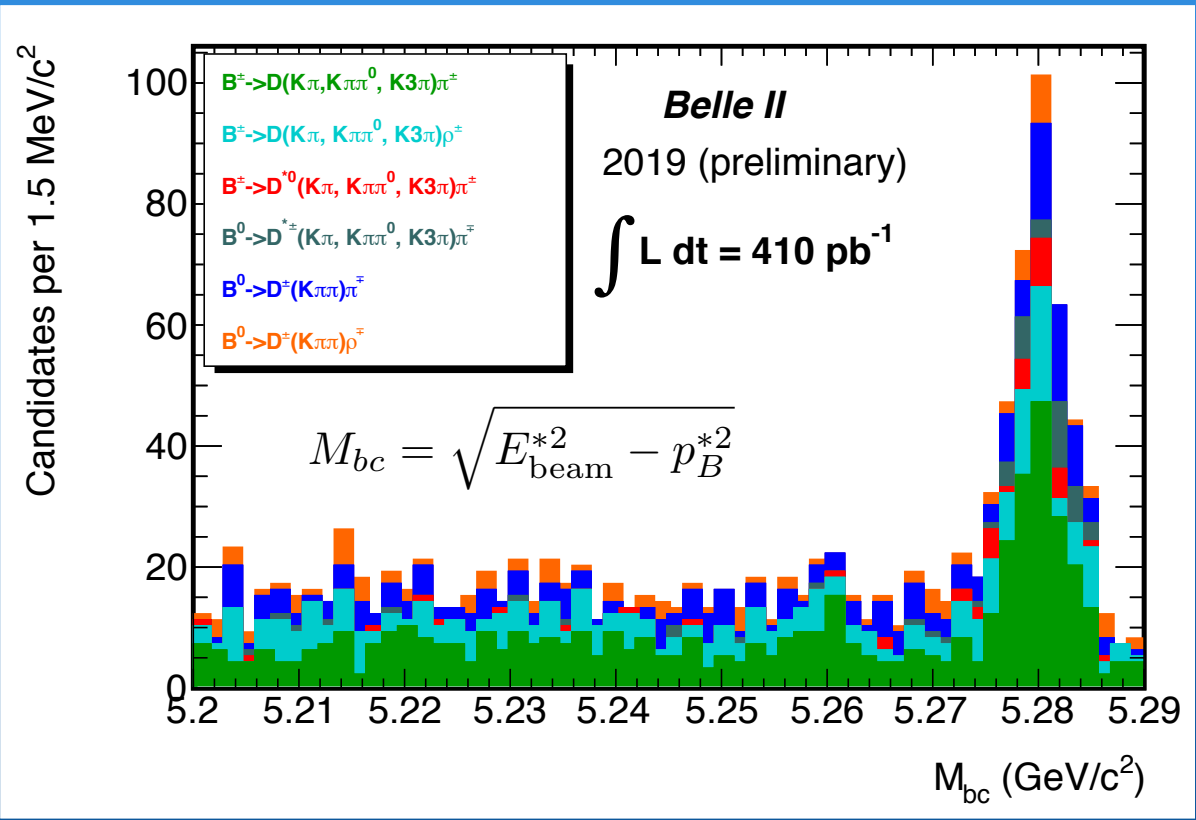
- ...electrons, muons
- Reconstruct vertices.



# B → Dh exclusive reconstruction

Approximately 300 selected events in 410 pb<sup>-1</sup>

- $B \rightarrow D\pi$
- $B \rightarrow D\rho$
- $B \rightarrow D^{*0}\pi$
- $B^0 \rightarrow D^{*\pm}\pi$
- $B^0 \rightarrow D^-\pi^+$
- $B^0 \rightarrow D^-\rho^+$



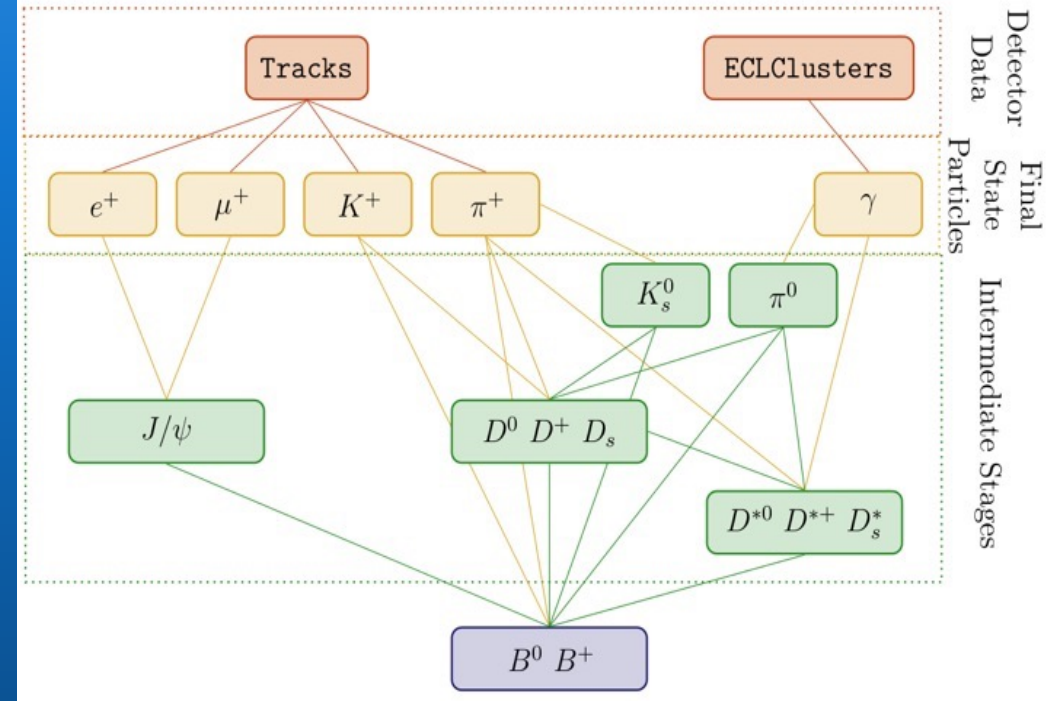
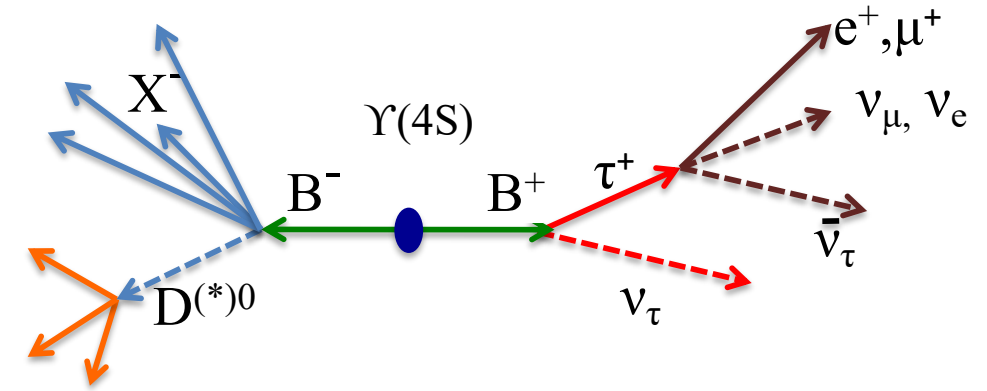
# Full Event Interpretation

- Fully reconstruct B decays in many many modes to reduce backgrounds and provide tagging
- Useful for channels with weak exp. signature
  - Missing momentum (many neutrinos in the final state)
  - Inclusive analyses
- Tag with semileptonic decays
  - PRO: Higher efficiency  $\epsilon_{tag} \sim 1.5\%$
  - CON: more background, B momentum unmeasured
- Tag with hadronic decays
  - PRO: cleaner events, B momentum reconstructed
  - CON: smaller efficiency  $\epsilon_{tag} \sim 0.3\%$

T.Keck, et al. Comput Softw Big Sci (2019) 3: 6.

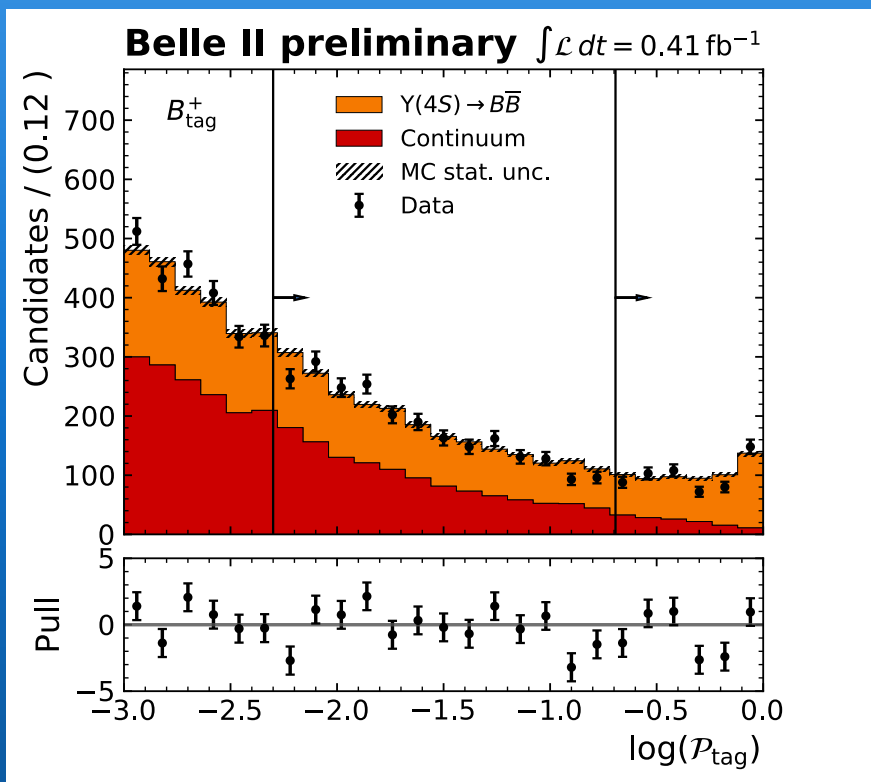
Fully reco

Look for signal



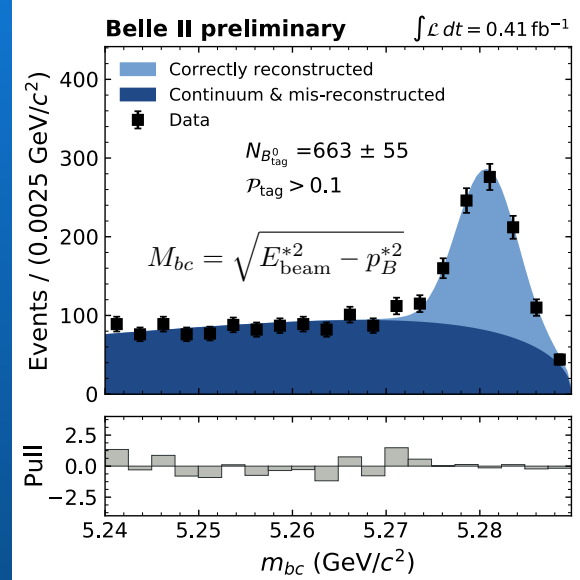
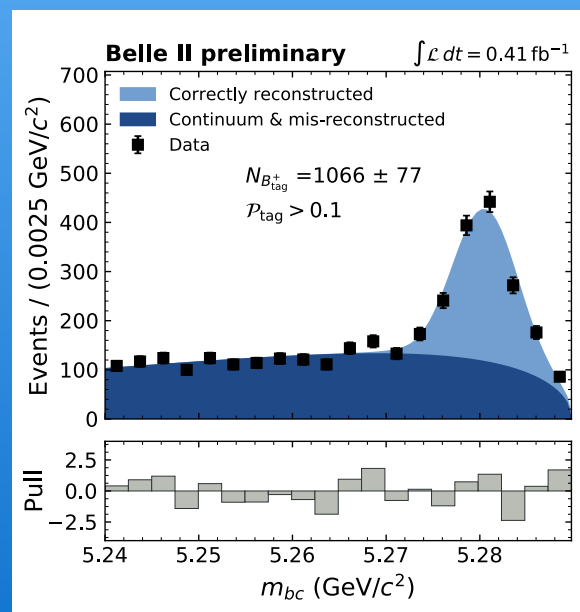
# Hadronic FEI

Classifier output to discriminates tag side from background

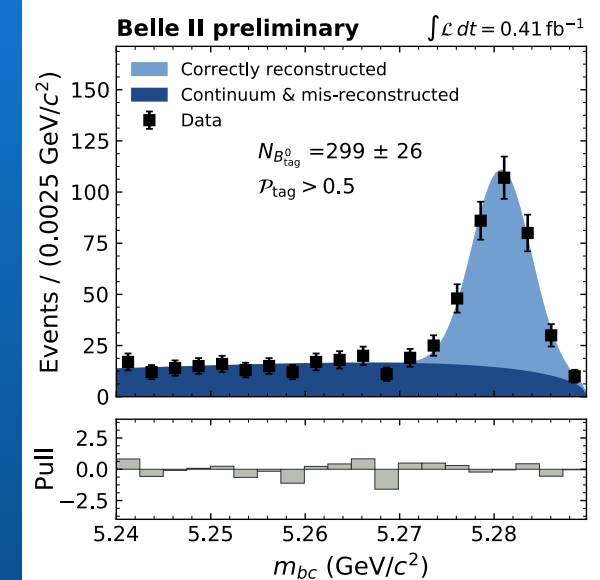
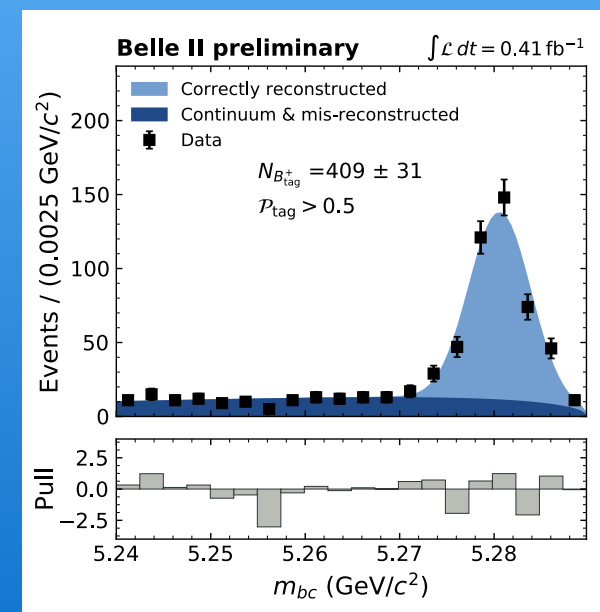


61. Missing energy and electroweak penguin modes in early Belle II data, William Sutcliffe

Loose



Tight



$B^+$

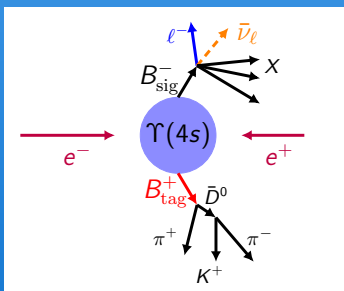
$B^0$



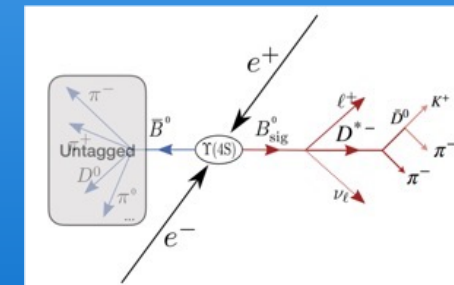
# Semileptonic decays

- Look e.g. at missing mass distribution

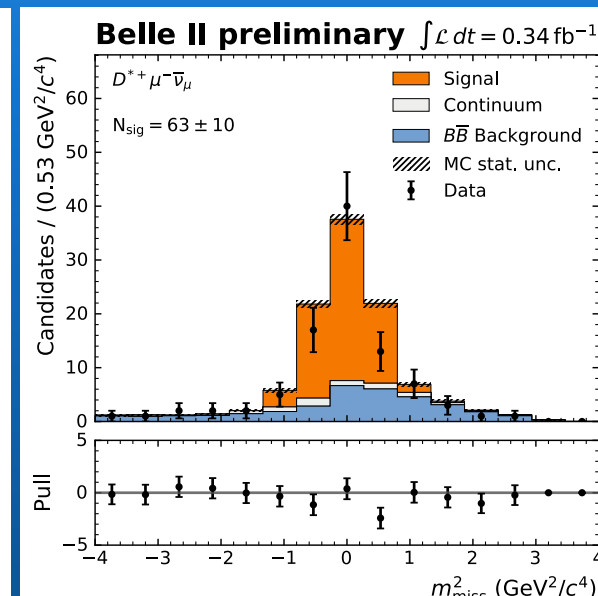
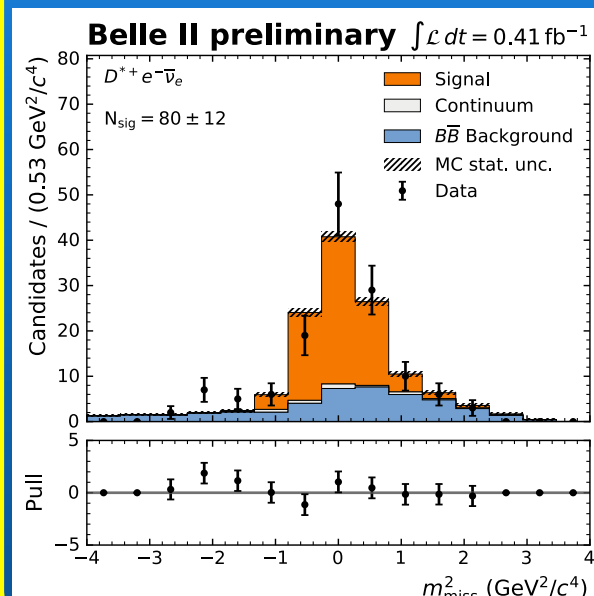
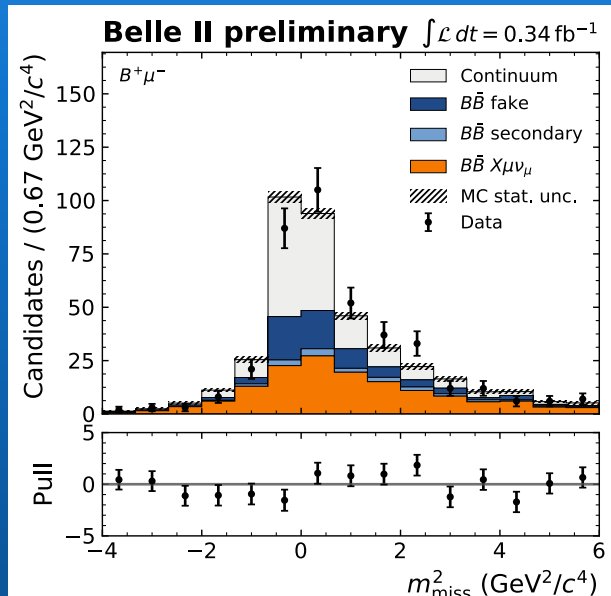
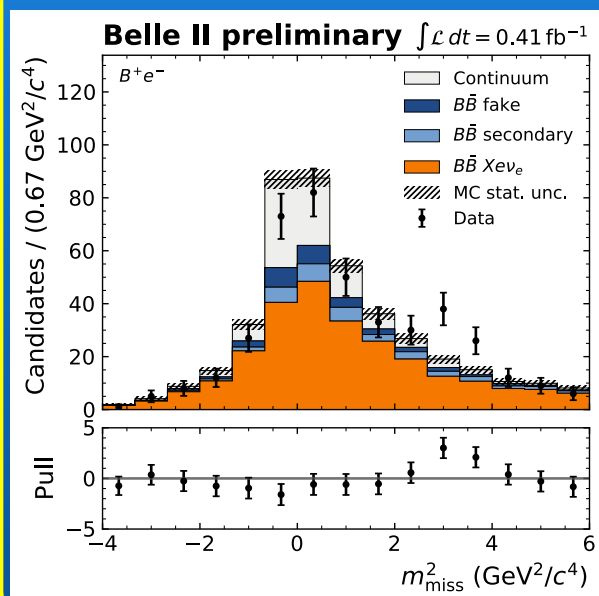
$$m_{\text{miss}}^2 = (p_{e^+e^-}^* - p_{B_{\text{tag}}}^* - p_{\ell}^* - p_X^*)^2$$



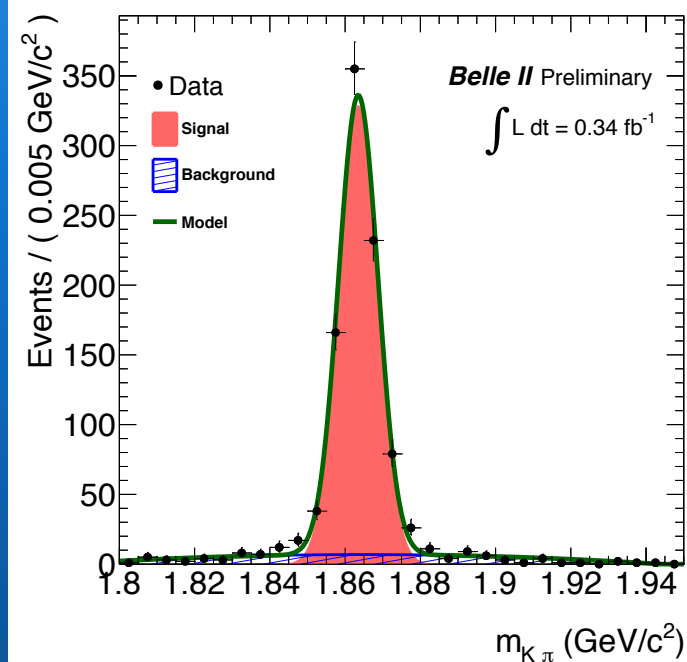
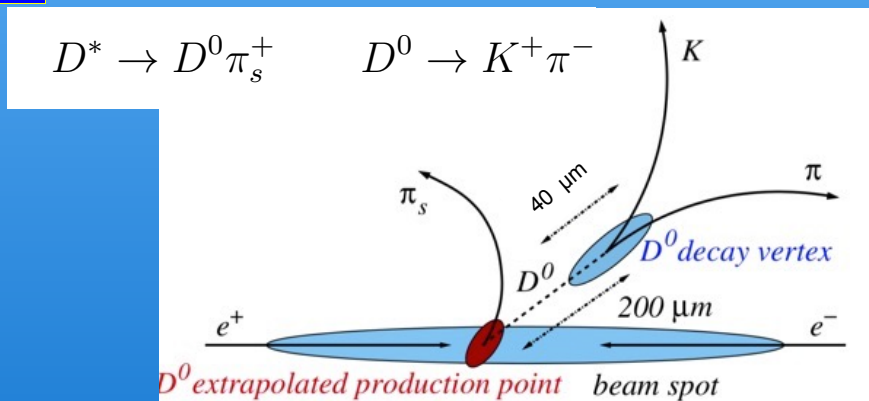
$B \rightarrow X l \nu$  with hadronic tag



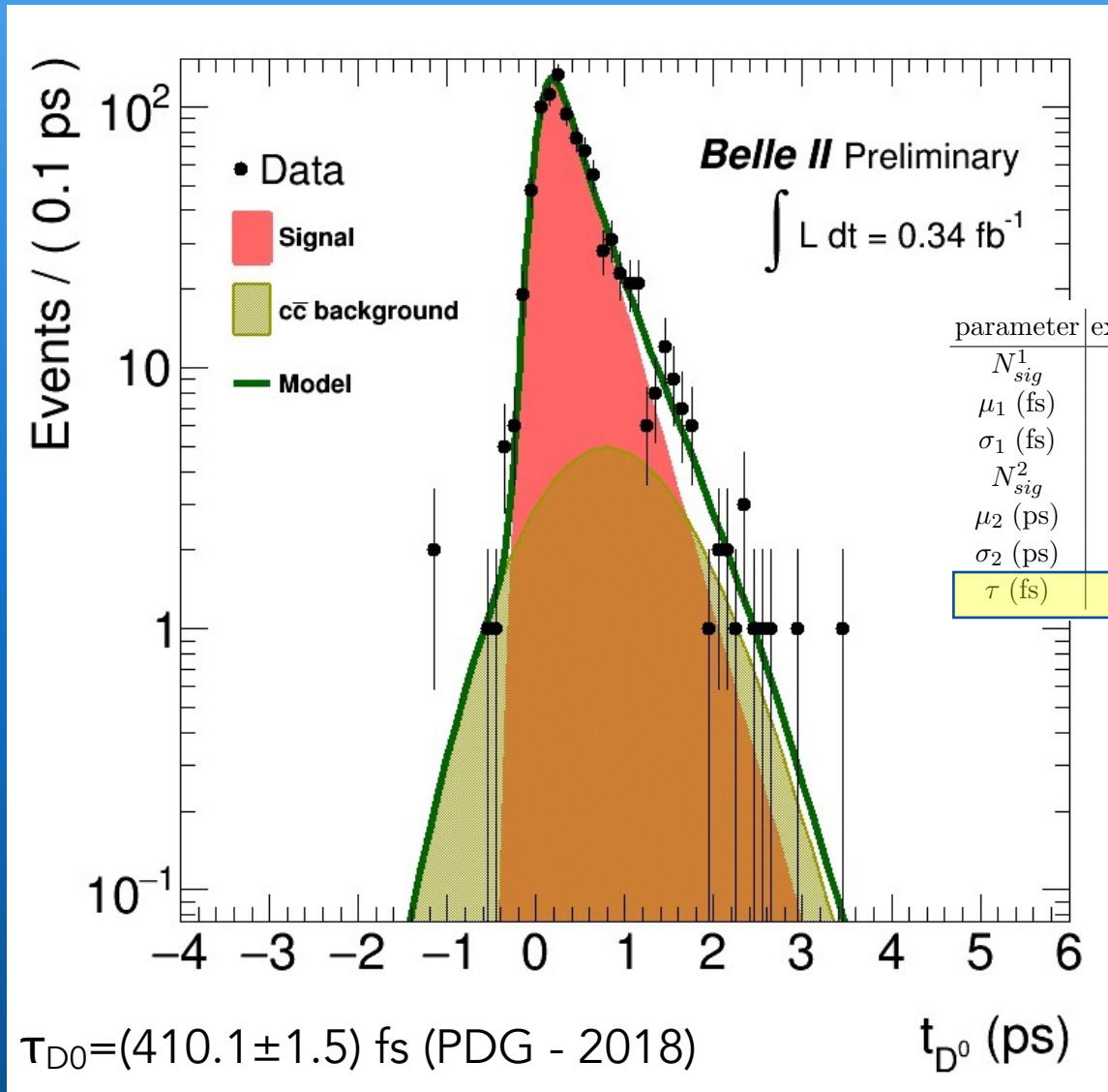
Untagged  $B \rightarrow D^* l \nu$



# D0 lifetime



$m_{D^0} = (1864.83 \pm 0.05) \text{ MeV}/c^2$  (PDG - 2018)

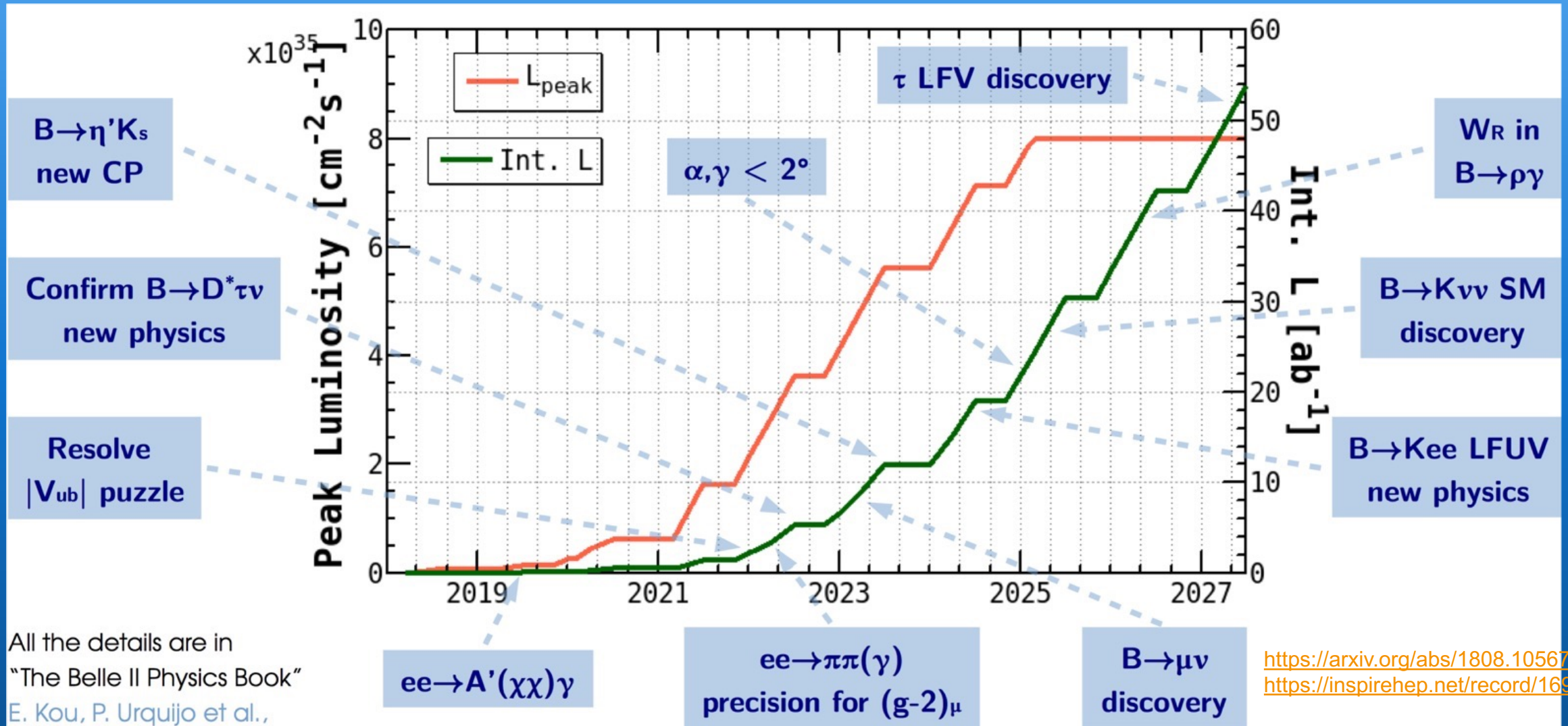


parameter	extracted value
$N_{sig}^1$	$(81 \pm 6) \cdot 10$
$\mu_1$ (fs)	$31 \pm 16$
$\sigma_1$ (fs)	$127 \pm 15$
$N_{sig}^2$	$(10 \pm 5) \cdot 10$
$\mu_2$ (ps)	$(0.48 \pm 0.17)$
$\sigma_2$ (ps)	$(0.73 \pm 0.13)$
$\tau$ (fs)	$(370 \pm 40)$

$\tau_{D^0} = (410.1 \pm 1.5) \text{ fs}$  (PDG - 2018)

$t_{D^0}$  (ps)

# Physics potential and timeline



421. First look at CKM parameters from early Belle II data, Isabelle Ripp-Baudot



# Belle II Improvement program

- Short term
  - Replacement of TOP PMTs with ALD PMTs
  - Replacement of the PXD with complete detector
  - DAQ upgrade
- Medium term
  - Looking at options to make the detector more robust against background and radiation bursts
- Longer term
  - Started looking at luminosity upgrade possibilities



# Conclusion and perspectives

- Flavor physics provide an extremely rich landscape of measurements opening windows on New Physics
- High luminosity  $e^+e^-$  colliders offer a pristine and well defined environment
- Existing data sets (Babar, Belle) are still providing new results more than 10 years after the end of data taking
- BES III is providing more and more measurement at the tau/charm energy
- Belle II just started data taking with good performance and looking forward to more luminosity





**KEEP  
CALM  
AND  
COLLECT  
MORE DATA**

# Belle II Presentations @ EPS-HEP

- First Physics:

- I.Ripp-Baudot: “*First look at CKM parameters from early Belle II data*”, Flavour Physics and CP Violation: Thursday 09:00
- O.Hartbrich: “*Start of the Belle II Experiment at SuperKEKB*”, Flavour Physics and CP Violation: Thursday 14:50
- K.Lautenbach: “*Exotic and Conventional Quarkonium Physics Prospects at Belle II*” QCD and Hadronic Physics: Thursday 14:45
- S. Cunliffe: “*Dark Sector Physics with Belle II*” Dark Matter: Thursday 15:10
- W.Sutcliffe: “*Missing energy and electroweak penguin modes in early Belle II data*” Flavour Physics and CP Violation: Friday 09:45
- F.Forti: “*BELLE II and flavor physics in e+e-*” Plenary: Tuesday 10:00

- Detectors:

- H.Ye: “*Commissioning of the Belle II Pixel Vertex Detector*” Detector R&D and Data Handling: Thursday 10:15
- O.Hartbrich: “*First Experiences with the Novel Time of Propagation (TOP) Barrel PID Detector in the BelleII Experiment*”, Detector R&D and Data Handling: Thursday 11:30
- S.Longo: “*A Novel Approach to Calorimeter-based Particle Identification at the Belle II Experiment using Scintillator Pulse Shape Discrimination*”, Detector R&D and Data Handling: Friday 09:30
- A.Paladino: “*Performance of the Belle II Silicon Vertex Detector*”, Poster: Monday 18:30
- L.Santelj: “*The Aerogel RICH detector of the Belle II experiment*”, Poster: Monday 18:30



# Additional material

# BESIII Detector

BESIII detector: all new !

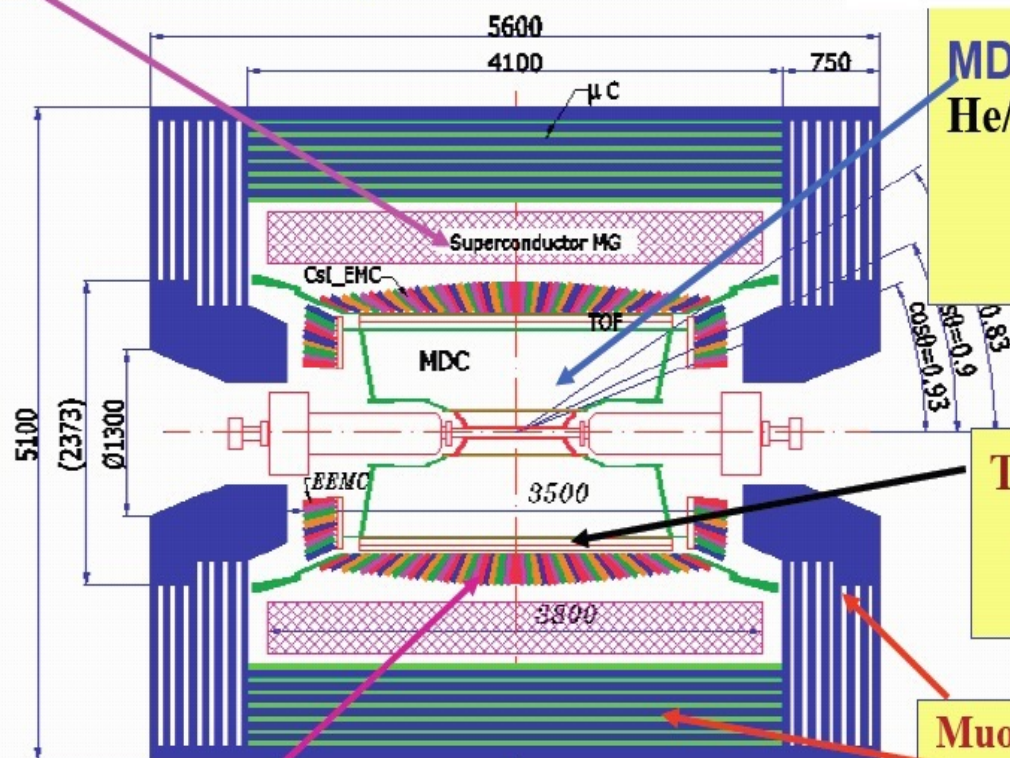
*CsI calorimeter*

*Precision tracking*

*Time-of-flight + dE/dx PID*

Nucl. Instr. Meth. A614, 345 (2010)

Magnet: 1 T Super conducting



MDC: small cell & Gas:  
He/C<sub>3</sub>H<sub>8</sub> (60/40), 43 layers  
 $\sigma_{xy} = 130 \mu\text{m}$   
 $\sigma_p/p = 0.5\% @1\text{GeV}$   
 $dE/dx = 6\%$

TOF:  
 $\sigma_T = 100 \text{ ps}$  Barrel  
110 ps Endcap

Muon ID: 9 layers RPC  
8 layers for endcap

EMC: CsI crystal, 28 cm  
 $\Delta E/E = 2.5\% @1 \text{ GeV}$   
 $\sigma_z = 0.6 \text{ cm}/\sqrt{E}$

Data Acquisition:  
Event rate = 4 kHz  
Total data volume ~ 50 MB/s

60 ps for ETOF after  
upgraded in 2015

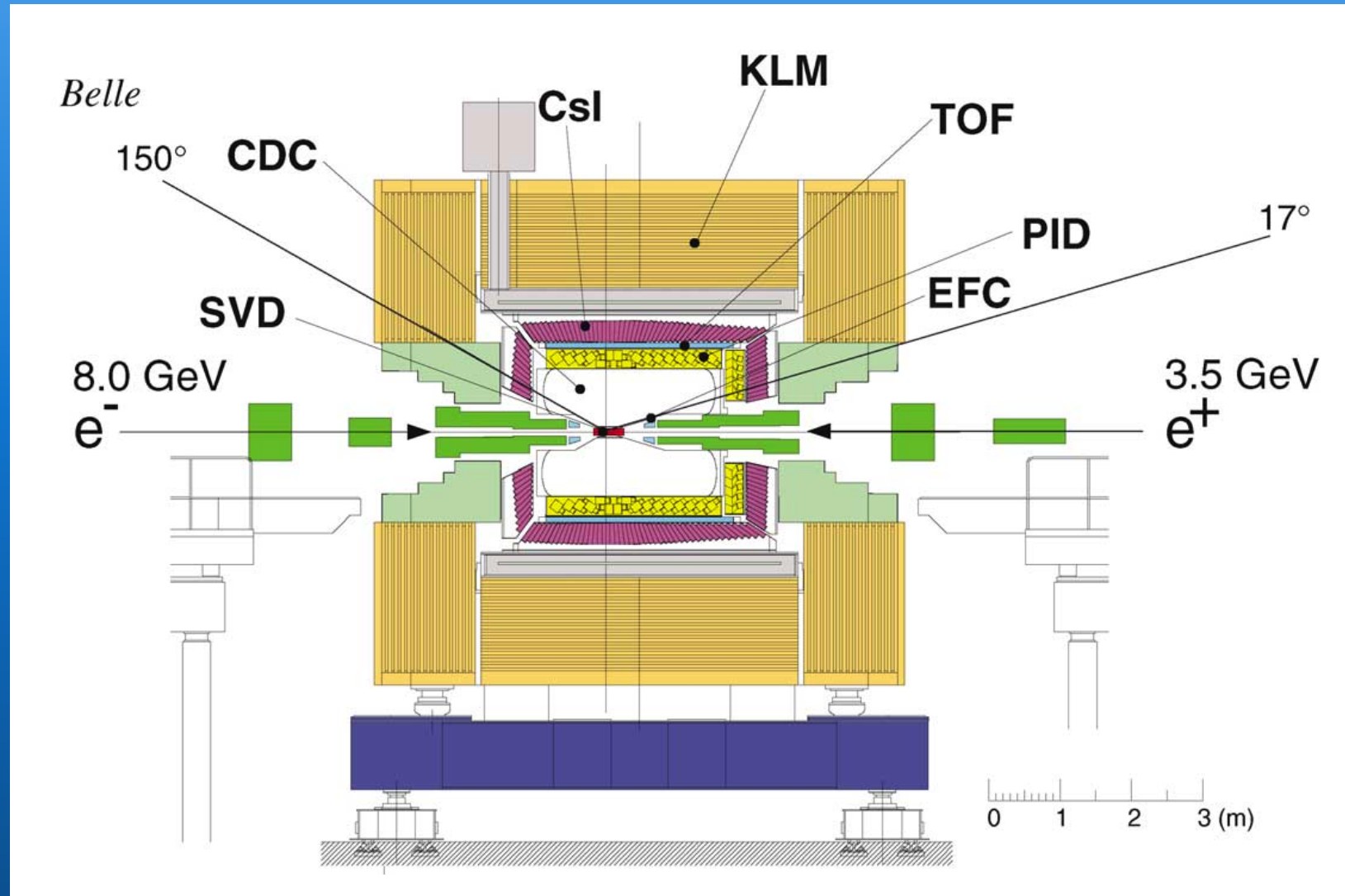
# BES III References

$\Lambda_c$ weak decay asymmetry	[submitted to PRL]	<a href="#">1905.04707</a>
Amplitude analysis of $D_s^+ \rightarrow \eta \pi^+ \pi^0$	[submitted to PRL]	<a href="#">1903.04164</a>
Amplitude analysis of $D^+ \rightarrow K_s^0 \pi^+ \pi^+ \pi^-$	[Submitted to Phys.Rev.D]	<a href="#">1901.05936</a>
Measurement of $\Lambda_c \rightarrow \Sigma \eta (\eta')$	[Accepted CPC]	<a href="#">1811.08028</a>
Measurement of $D_s^+ \rightarrow K_{s/L}^0 K^+$	[Accepted by PRD]	<a href="#">1903.04118</a>
Amplitude analysis of $D^0 \rightarrow K \pi^+ \pi^0 \pi^0$	<a href="#">Phys.Rev.D99(2019)092008</a>	<a href="#">1903.06316</a>
Search for the radiative decay $D_s^+ \rightarrow \gamma e^+ \nu$	<a href="#">Phys.Rev.D99(2019)032010</a>	<a href="#">1902.03351</a>
Measurements of $D_s^+ \rightarrow \omega \pi^+$ and $\omega K^+$	<a href="#">Phys.Rev.D99(2019)091101</a>	<a href="#">1811.00392</a>
Study of the dynamics of $D_s^+ \rightarrow \eta^{(\prime)} e^+ \nu$	<a href="#">Phys.Rev.Lett.122(2019)121801</a>	<a href="#">1901.02133</a>
Measurement of $\Lambda_c \rightarrow \Lambda \pi \eta$	<a href="#">Phys.Rev.D99(2019)032010</a>	<a href="#">1812.10731</a>
Study of $D_s^+ \rightarrow \mu^+ \nu$	<a href="#">Phys.Rev.Lett.122(2019)071802</a>	<a href="#">1811.10890</a>
Study of $D_s^+ \rightarrow p \bar{n}$	<a href="#">Phys.Rev.D99(2019)031101</a>	<a href="#">1811.00752</a>
Study of $D^+ \rightarrow K_{s/L}^0 K^+ (\pi^0)$	<a href="#">Phys.Rev.D99(2019)032002</a>	<a href="#">1812.05400</a>
Study of $D_s^+ \rightarrow K^{0(*)} e^+ \nu$	<a href="#">Phys.Rev.Lett.122(2019)061801</a>	<a href="#">1811.02911</a>
Study of $D^{0(*)} \rightarrow \pi \pi e^+ \nu$	<a href="#">Phys.Rev.Lett.122(2019)062001</a>	<a href="#">1809.06496</a>
Study of $D^0 \rightarrow K^0 \bar{p} \pi e^+ \nu$	<a href="#">Phys.Rev.D99(2019)011103</a>	<a href="#">1811.11349</a>
Study of $D^0 \rightarrow K^- \mu^+ \nu$	<a href="#">Phys.Rev.Lett.122(2019)011804</a>	<a href="#">1810.03127</a>
Measurement of $\Lambda_c \rightarrow e X$	<a href="#">Phys.Rev.Lett.121(2018)251801</a>	<a href="#">1805.09060</a>
Analysis of $D \rightarrow K \pi \eta'$	<a href="#">Phys.Rev.D.98, 092009(2018)</a>	<a href="#">1809.03750</a>

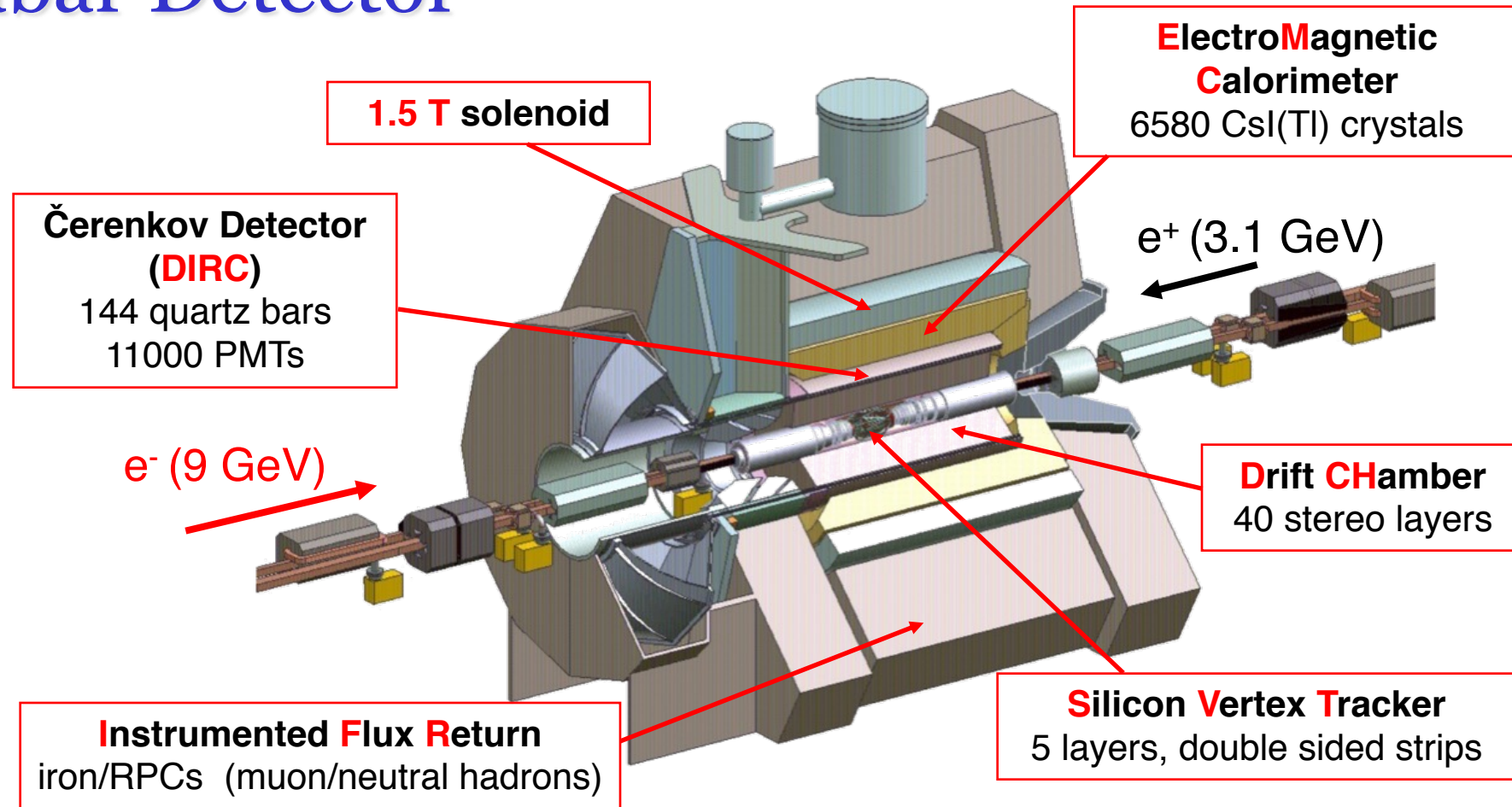
Branching Fractions of $D \rightarrow \pi \mu \nu$	<a href="#">Phys. Rev. Lett. 121, 171803(2018)</a>	<a href="#">1802.05492</a>
Measurement of $\Lambda_c \rightarrow \Lambda X$	<a href="#">Phys. Rev. Lett. 121, 062003(2018)</a>	<a href="#">1803.05706</a>
Observation of $D \rightarrow a_0 e \nu$	<a href="#">Phys. Rev. Lett. 121, 081802(2018)</a>	<a href="#">1803.02166</a>
Branching Fractions of $\Lambda_c \rightarrow \Xi^* K^+$	<a href="#">Phys. Lett. B 783, 200(2018)</a>	<a href="#">1803.04299</a>
Analysis of $D \rightarrow (\eta, \eta') e \nu$	<a href="#">Phys. Rev. D 97, 092009(2018)</a>	<a href="#">1803.05570</a>
Study of SCS decays $D^0 \rightarrow 3\pi^0$ and $D^0 \rightarrow 2\pi^0 \eta$	<a href="#">Phys. Lett. B 781, 268(2018)</a>	<a href="#">1803.05769</a>
Measurements of absolute branching fractions for D mesons decays into two pseudoscalar mesons	<a href="#">Phys. Rev. D 97, 072004(2018)</a>	<a href="#">1802.03119</a>
Measurements of the branching fractions of the singly Cabibbo-suppressed decays $D^0 \rightarrow \omega \eta, \eta^{(\prime)} \pi^0$ , and $\eta^{(\prime)} \eta$	<a href="#">Phys. Rev. D 97, 052005(2018)</a>	<a href="#">1801.05988</a>
Measurements of the branching fractions for the singly semileptonic decays $D_s^+ \rightarrow \phi e \nu_e, D_s^+ \rightarrow (\phi, \eta, \eta') \mu \nu_\mu$	<a href="#">Phys. Rev. D 97, 012006(2018)</a>	<a href="#">1709.03680</a>



# The Belle Detector



# Babar Detector



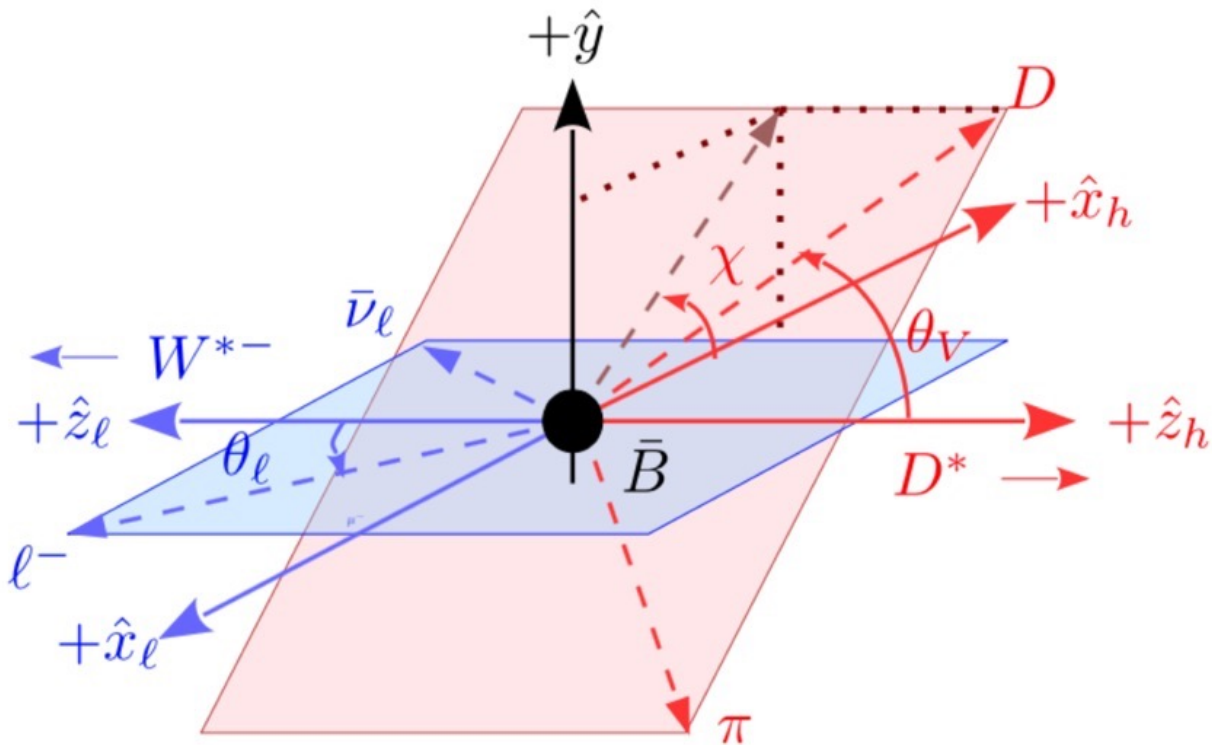
**SVT:** 97% efficiency,  $15 \mu\text{m}$  z hit resolution (inner layers,  $\perp$  tracks)

**SVT+DCH:**  $\sigma(p_T)/p_T = 0.13 \% \times p_T + 0.45 \%$

**DIRC:** K- $\pi$  separation  $4.2\sigma$  @  $3.0 \text{ GeV}/c \rightarrow >3.0\sigma$  @  $4.0 \text{ GeV}/c$

**EMC:**  $\sigma_E/E = 2.3 \% \times E^{-1/4} \oplus 1.9 \%$

# The 4D variables



- 4-body decay topology
- $\sqrt{q^2}$ : di-lepton mass.
- 3 angles:  $\Omega \in \{\theta_l, \theta_V, \chi\}$
- Spin-1  $D^*$  retains full **spin info** of the recoiling  $W^*$  in  $b \rightarrow cW^{*-}$ , unlike spin-0  $D$ , where this info is reduced  $\Rightarrow$  **richer pheno!**



# How to increase the luminosity?

**Beam-beam parameter**

**Beam current**

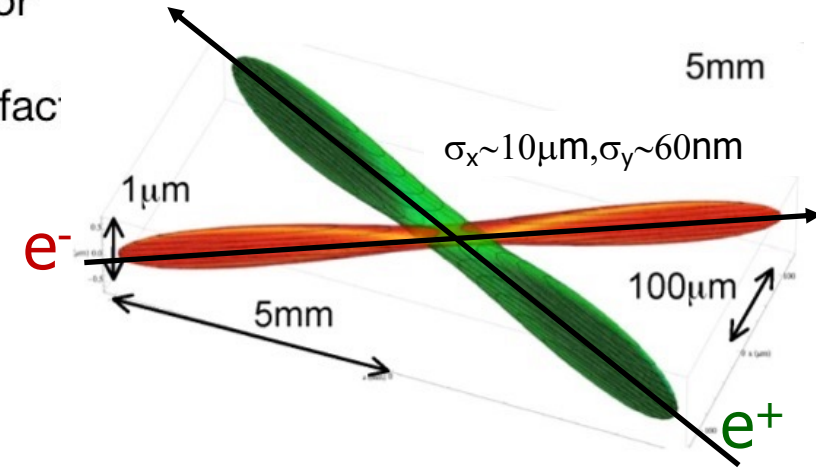
**Vertical beta function@IP**

**Lumi. reduction factor (crossing angle) & Tune shift reduction fac (hour glass effect) 0.8 - 1 (short bunch)**

**Beam size ratio@IP 1 - 2 % (flat beam)**

**Classical electron radius**

**Lorentz factor**

$$L = \frac{\gamma_{e^\pm}}{2er_e} \left( 1 + \frac{\sigma_y^*}{\sigma_x^*} \right) \left( \frac{I_{e^\pm} \xi_{\zeta_y}^{e^\pm}}{\beta_y^*} \right) \left( \frac{R_L}{R_{\xi_y}} \right)$$


- (1) Smaller  $\beta_y^*$**
- (2) Increase beam currents**
- (3) Increase  $\xi_y$**

## “Nano-Beam” scheme

$$\sigma(s) = \sqrt{\epsilon \cdot \beta(s)}$$

Collision with very small spot-size beams

Invented by Pantaleo Raimondi for SuperB



# SuperKEKB design parameters



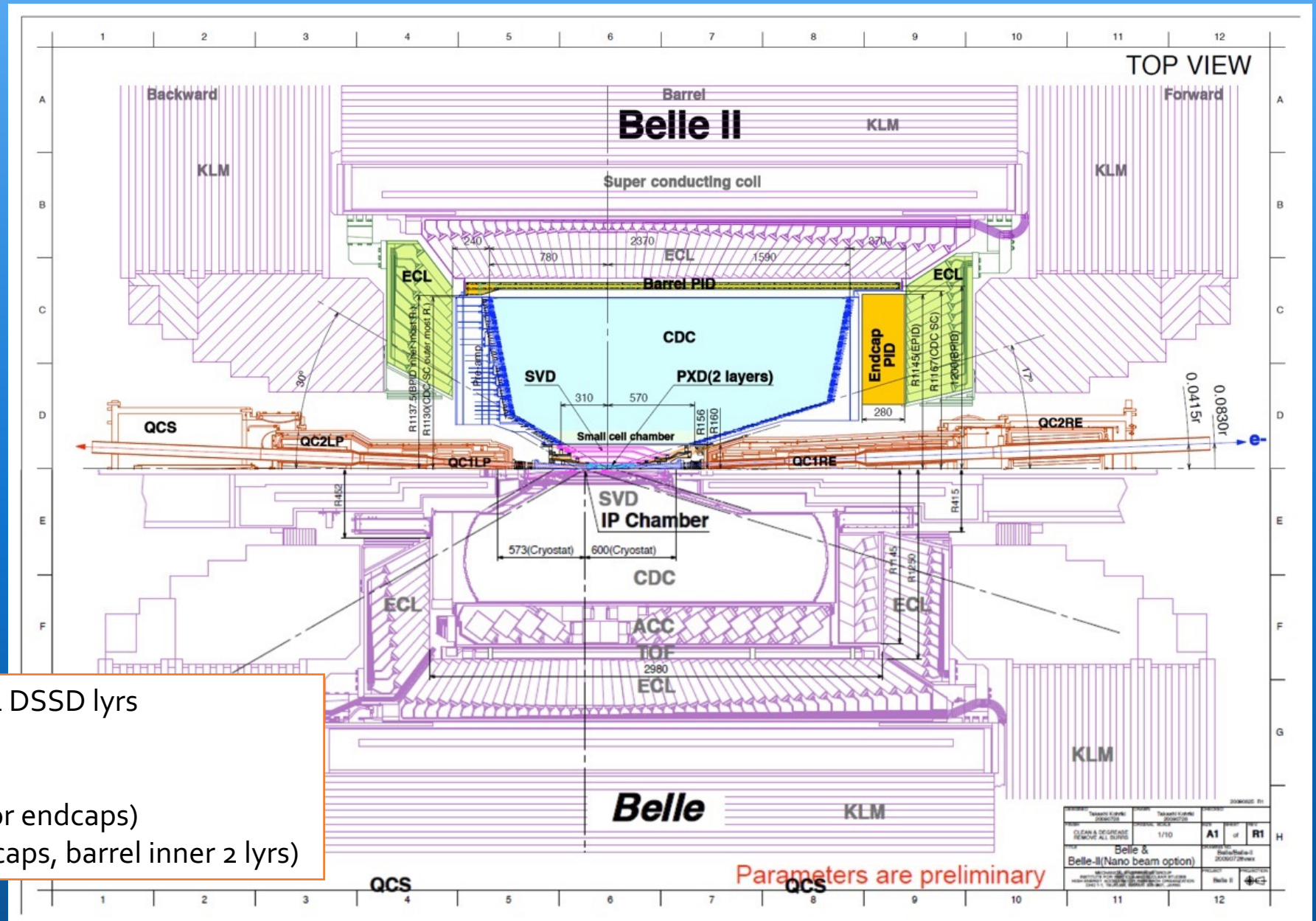
parameters		KEKB		SuperKEKB		units
		LER	HER	LER	HER	
Beam energy	$E_b$	3.5	8	4	7	GeV
Half crossing angle	$\phi$	11		41.5		mrad
Horizontal emittance	$\epsilon_x$	18	24	3.2	4.6	nm
Emittance ratio	$\kappa$	0.88	0.66	0.37	0.40	%
Beta functions at IP	$\beta_x^*/\beta_y^*$	1200/5.9		32/0.27	25/0.30	mm
Beam currents	$I_b$	1.64	1.19	3.60	2.60	A
beam-beam parameter	$\xi_y$	0.129	0.090	0.0881	0.0807	
<b>Luminosity</b>	<b><math>L</math></b>	<b><math>2.1 \times 10^{34}</math></b>		<b><math>8 \times 10^{35}</math></b>		<b><math>\text{cm}^{-2}\text{s}^{-1}</math></b>

- Nano-beams and a factor of two more beam current to increase luminosity
- Large crossing angle

- Change beam energies to solve the problem of short lifetime for the LER
- Consequence  $\beta_y$ : decrease 0.42  $\rightarrow$  0.28



# Belle → Belle II



- SVD: 4 DSSD lyrs → 2 DEPFET lyrs + 4 DSSD lyrs
- CDC: small cell, long lever arm
- ACC+TOF → TOP+A-RICH
- ECL: waveform sampling (+pure CsI for endcaps)
- KLM: RPC → Scintillator +MPPC (endcaps, barrel inner 2 lyrs)

