

The Belle II flavor tagger

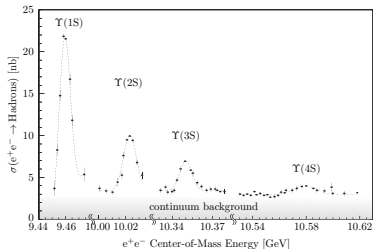
Fernando Abudinén

July 11, 2018

- 1 Introduction
- 2 The category-based flavor tagger
- 3 The deep-neural flavor tagger
- 4 Tests with Belle data
- 5 Conclusions and Outlook



Max-Planck-Institut
für Physik

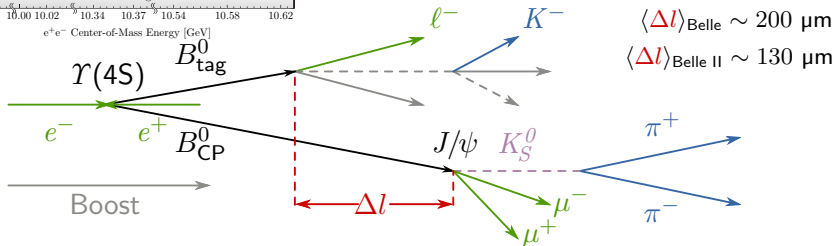


■ $\Upsilon(4S)$ above $B\bar{B}$ prod. threshold

■ $\Upsilon(4S) \rightarrow B\bar{B} > 96\%$

■ $\frac{\Gamma(B^+B^-)}{\Gamma(B^0\bar{B}^0)} \sim 1.06$

⇒ B-Factory

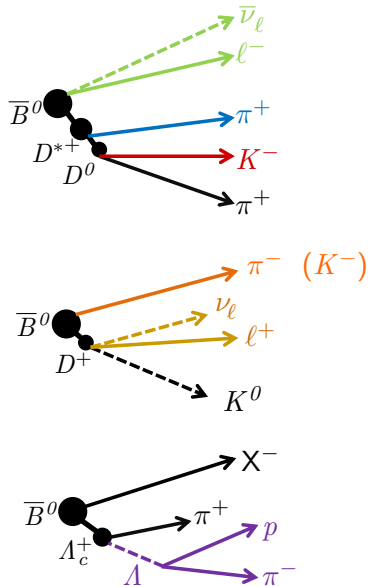


⇒ $\Delta t = \frac{\Delta z}{\langle \beta \gamma \rangle c}$ since $B^0\bar{B}^0$ at rest in $\Upsilon(4S)$ frame

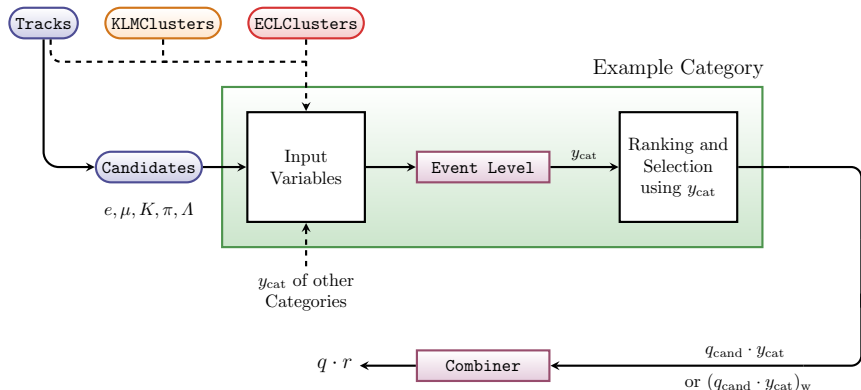
$q_{B^0, \bar{B}^0} = 1, -1$

$$\mathcal{P}^{\text{Sig}}(\Delta t, q) = \frac{e^{-|\Delta t|/\tau_{B^0}}}{4\tau_{B^0}} [1 + q(\mathcal{A}_{CP} \cos(\Delta m \Delta t) + \mathcal{S}_{CP} \sin(\Delta m \Delta t))]$$

Categories	Targets
Electron	e^-
Intermediate Electron	e^+
Muon	μ^-
Intermediate Muon	μ^+
KinLepton	e^-
Intermediate KinLepton	l^+
Kaon	K^-
KaonPion	K^-, π^+
SlowPion	π^+
FastHadron	π^-, K^-
MaximumP	l^-, π^-
FSC	l^-, π^+
Lambda	Λ
Total= 13	



Starting Info: Objects in the **tag side** (rest of event).



Magenta Boxes: Multi-variate Methods.

Default: Belle II's Fast-boosted decision tree.

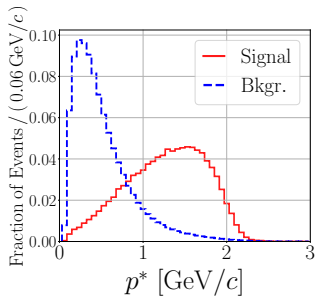
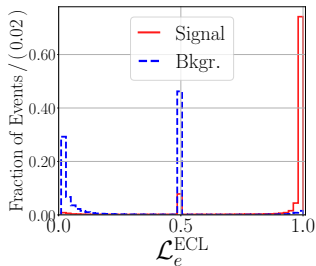
▶ FBBDT

3

Cross check: 3-layer Perceptron (Only Combiner)

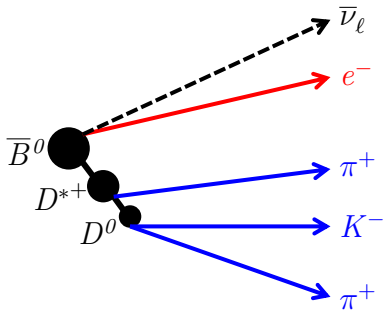
▶ FANN

Library.



Two types:

- Particle identification (PID)
- Kinematic



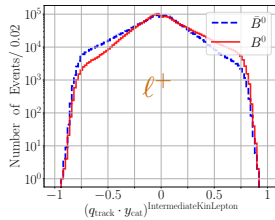
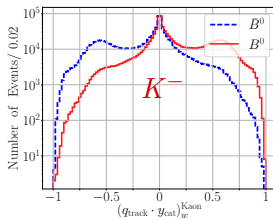
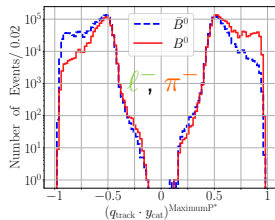
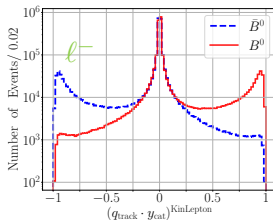
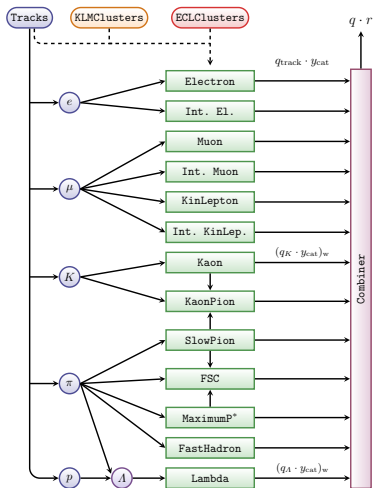
PID: Likelihoods combining info from different subdetectors.

Kin.: Simple: Momentum, transverse momentum, impact params., polar angle.

Elaborated: recoil mass, energy in W boson direction, miss. momentum., cosines to thrust axis, and others.

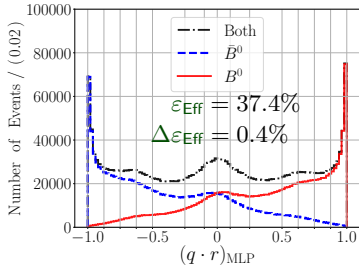
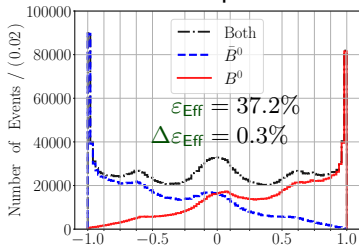
- Total: 220 Variables. Unique variables: 108.

⇒ Optimized for CPU: Each Variable is calculated only once for each particle list! (108 instead of 220 calculations).



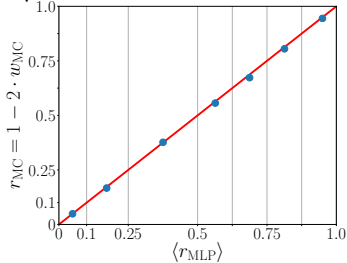
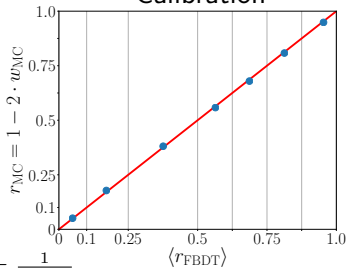
6 Training: Signal MC $\Upsilon(4S) \rightarrow B^0_1(\rightarrow J/\Psi K_S^0) B^0_2(\rightarrow \text{generic})$

Output

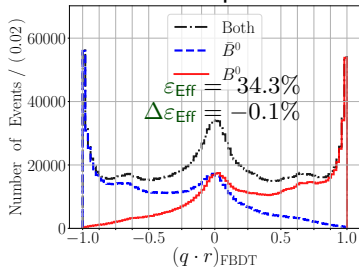


$$\delta\mathcal{A}_{CP} \approx \frac{1}{\sqrt{\epsilon_{\text{Eff}} \cdot N}} = \frac{1}{\sqrt{N_{\text{Eff}}}}$$

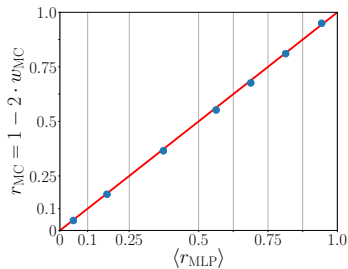
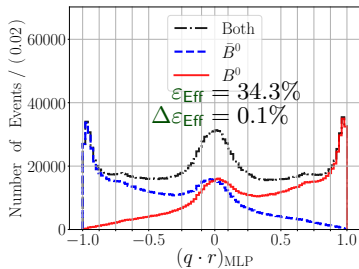
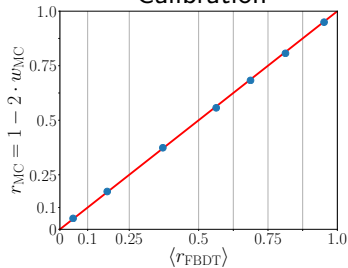
Calibration



Output



Calibration

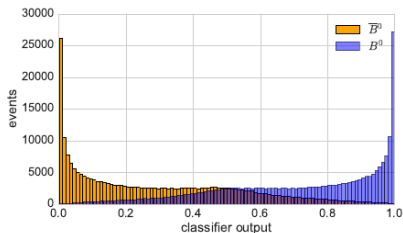
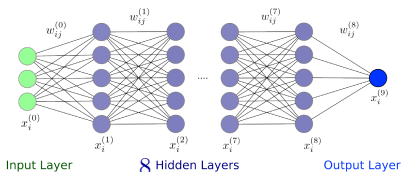


- 10 tracks at maximum
- sorted by momentum and grouped by charge.

Input: PID variables, momentum, azim. and polar angles, impact params., hit counts in trackers.

Total = 140

Training: Pylearn2 Library \Rightarrow
Theano \Rightarrow GPUs.



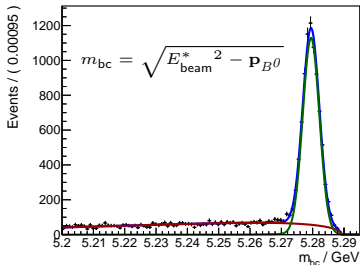
Effective efficiencies:

$\epsilon_{\text{eff}} [\%]$

MC

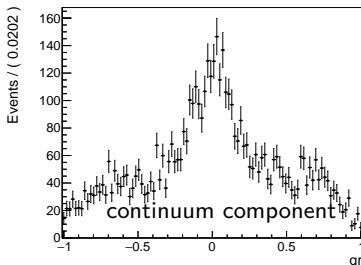
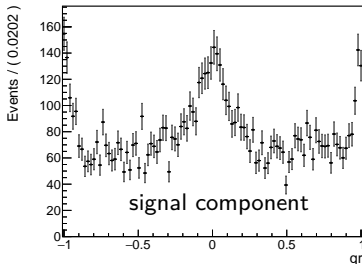
	Belle II*	Belle
Category-based	37.2	34.3
Deep neural	40.7	34.4

* No beam bkg. and IP always at zero.

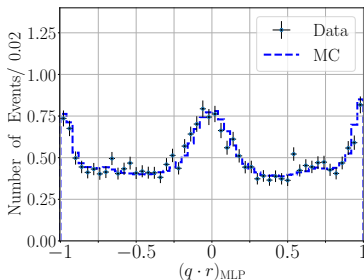
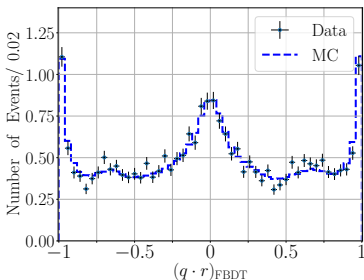


- Plot performed with converted Belle data using m_{bc} as discriminating variable.

- Full Belle 0.8 ab^{-1}
 $B^0 \rightarrow J/\psi K_S^0$



- Belle Data distribution weighted with plot output variable (signal component). ▶ B2TIP (Belle II physics book)

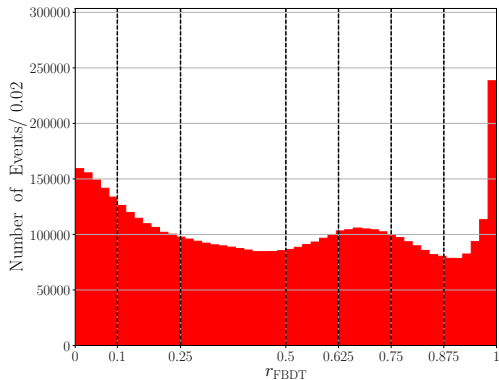


- Nice overlap of output distribution for Belle MC and Belle data ☺.

Belle II: $\epsilon_{\text{Eff}} = 33.6 \pm 0.5\%$ on Belle data (Assuming MC calibration).

- $\epsilon_{\text{Eff}}(\text{Belle}) = 30.1 \pm 0.4\%$, $\epsilon_{\text{Eff}}(\text{BaBar}) = 33.1 \pm 0.3\%$.

- Performance of category-based and of deep-neural taggers are similar with Belle MC.
 - On Belle II MC without beam bkg. and beam spread, the deep-neural algorithm performs better.
 - The category-based tagger has been validated on Belle data.
- ⇒ For the deep-neural tagger is ongoing.
- Calibration of both taggers using Belle data (flavor-mixing measurement) is ongoing.
 - Benchmark calibration with first $\sim 20 \text{ fb}^{-1}$ Belle II commissioning data possible (Preparation ongoing).
 - We want to use both algorithms for better understanding of MC/Data differences.



- Binning \Rightarrow correction with real data!

- Efficiency:

$$\epsilon_{\text{Eff}} = \sum_i \epsilon_i \cdot \langle r_i \rangle^2$$

- $r_{\text{MC}} = 1 - 2 \cdot w_{\text{MC}}$

- Calibration: r_{MC} linear to r_{Output}

Categories	Discriminating input variables
Electron Int. Electron	$\mathcal{L}_e, p^*, p_t^*, p, p_t, \cos \theta, d_0, \mathbf{x} , M_{\text{rec}}^2, E_{90}^W, p_{\text{miss}}^*, \cos \theta_{\text{miss}}^*, \cos \theta_T^*, p\text{-val.}$
Muon Int. Muon	$\mathcal{L}_\mu, p^*, p_t^*, p, p_t, \cos \theta, d_0, \mathbf{x} , M_{\text{rec}}^2, E_{90}^W, p_{\text{miss}}^*, \cos \theta_{\text{miss}}^*, \cos \theta_T^*, p\text{-val.}$
Kin. Lepton Int. Kin. Lep.	$\mathcal{L}_e, \mathcal{L}_\mu, p^*, p_t^*, p, p_t, \cos \theta, d_0, \mathbf{x} , M_{\text{rec}}^2, E_{90}^W, p_{\text{miss}}^*, \cos \theta_{\text{miss}}^*, \cos \theta_T^*, p\text{-v.}$
Kaon	$\mathcal{L}_K, p^*, p_t^*, p, p_t, \cos \theta, d_0, \mathbf{x} , n_{K^0}, \sum p_t^2, M_{\text{rec}}^2, E_{90}^W, p_{\text{miss}}^*, \cos \theta_{\text{miss}}^*, \cos \theta_T^*, \chi^2$
Slow Pion	$\mathcal{L}_\pi, \mathcal{L}_e, \mathcal{L}_K, p^*, p_t^*, p, p_t, \cos \theta, d_0, \mathbf{x} , n_{K^0}, \sum p_t^2,$
Fast Hadron	$M_{\text{rec}}^2, E_{90}^W, p_{\text{miss}}^*, \cos \theta_{\text{miss}}^*, \cos \theta_T^*, p\text{-val.}$
Kaon-Pion	$\mathcal{L}_K, y_{\text{Kaon}}, y_{\text{SlowPion}}, \cos \theta_{K\pi}^*, q_K \cdot q_\pi$
Maximum P*	$p^*, p_t^*, p, p_t, d_0, \mathbf{x} , \cos \theta_T^*$
FSC	$\mathcal{L}_{K\text{Slow}}, p_{\text{Slow}}^*, p_{\text{Fast}}^*, \cos \theta_{T, \text{Slow}}^*, \cos \theta_{T, \text{Fast}}^*, \cos \theta_{\text{SlowFast}}^*, q_{\text{Slow}} \cdot q_{\text{Fast}}$
Lambda	$\mathcal{L}_p, \mathcal{L}_\pi, p_\Lambda^*, p_\Lambda, p_p^*, p_p, p_\pi^*, p_\pi, q_\Lambda, M_\Lambda, n_{K^0}, \cos \theta_{\mathbf{x}_\Lambda, p_\Lambda}, \mathbf{x}_\Lambda , \sigma_\Lambda^{zz}, p\text{-v.}$

Optimized for CPU: Each Variable is calculated only once for each particle list! (108 instead of 220 calculations)