

Measurements of hadronic B decay rates at Belle and Belle II

Vismaya V S on behalf of Belle and Belle II collaborations^a

^a*Indian Institute of Technology Hyderabad,
Hyderabad, India*

E-mail: ph20resch11010@iith.ac.in

The Belle and Belle II experiments have collected a 1.1 ab^{-1} sample of $e^+e^- \rightarrow B\bar{B}$ collisions at the $\Upsilon(4S)$. The study of hadronic B decays in these data allow the precise measurement of absolute branching fractions and angular distributions of the decay products. These measurements provide tests of QCD and enable the generation of more realistic simulation samples. We present measurements of the decays $B^- \rightarrow D^0\rho^-$, $\bar{B}^0 \rightarrow D^+\pi^-\pi^0$, $B \rightarrow DK^*K$ and $\bar{B}^0 \rightarrow \omega\omega$. In addition, we search for the decays $B \rightarrow D^{(*)}\eta\pi$, which can be related to poorly known $B \rightarrow X_c\ell\nu$ decays that include an η meson in the final state.

*42nd International Conference on High Energy Physics (ICHEP 2024)
18-24 July 2024
Prague, Czech Republic*

1. Introduction

Hadronic B decays are a key element in the Belle (II) [1–3] physics program. These decays often occur through $b \rightarrow c, u$ tree or $b \rightarrow d, s$ penguin transitions. Although hadronic decays of B -mesons account for around 75% of the total branching fraction, but approximately 50% of these remains largely unknown. At Belle II, PYTHIA [4] is widely used to generate these unmeasured B -decay modes in the simulated data. These simulations however do not fully reproduce the properties of the decays, which leads to a discrepancy between data and simulations. Understanding this unknown territory is important and necessary to improve our B physics knowledge.

To account for decays involving missing energies, we use mainly hadronic B tagging. Effective hadronic B -tagging is essential for a significant portion of the physics program of Belle II. In addition to filtering $B\bar{B}$ events with high purity, hadronic B -tagging can provide the direction of the signal B -meson. The tagging algorithm uses Full Event Interpretation (FEI) [5], where $B \rightarrow D^{(*)}m\pi^\pm n\pi^0$ decays are trained in Monte Carlo (MC) simulations using Boosted Decision Trees (BDTs). Even the decays contributing to the highest branching fractions are measured with large uncertainties, based on old CLEO measurements using 0.89 fb^{-1} of data [7]. Therefore, it is crucial to re-measure these modes to improve hadronic B -tagging.

In this report, we discuss the recent measurements in the B hadronic sector using Belle and Belle II datasets. We cover the decays $B^- \rightarrow D^0\rho^-$ [8], $B \rightarrow DK^*K$ [9], $\bar{B}^0 \rightarrow \omega\omega$ [10], and measurements related to the CKM angle ϕ_3 [14]. The Belle II experiment, is the successor to the Belle experiment, located at the asymmetric e^+e^- collider SuperKEKB [1] in Tsukuba, Japan. Utilizing the 365 fb^{-1} [6] and 711 fb^{-1} of data collected by the Belle II and Belle experiments respectively, we aim to achieve world-class precise results.

2. $B^+ \rightarrow D^0\rho(770)^+$ in Belle II

The current world average branching fraction (BF) for one of the significant modes, $B^+ \rightarrow D^0\rho^+$, which heavily contributes to hadronic tagging, is measured with large uncertainty, primarily driven by CLEO [7] measurements using 0.89 fb^{-1} of data. To improve this measurement, we are analyzing this decay using 365 fb^{-1} of data from the Belle II experiment.

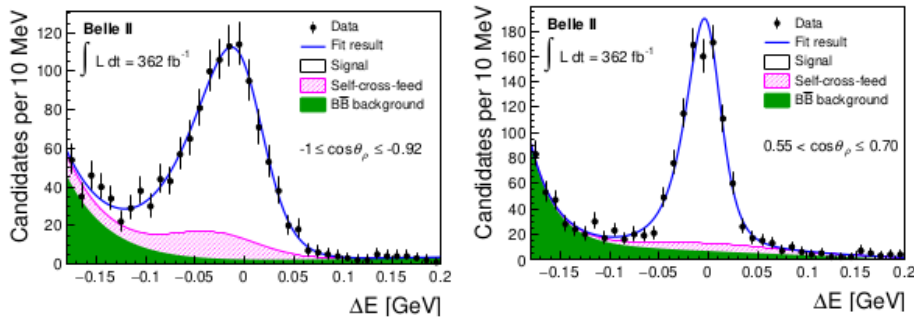


Figure 1: ΔE fit distribution in data for two extreme bins of $\cos \theta_\rho$ for $B^+ \rightarrow D^0\rho(770)^+$ in Belle II.

A major challenge in this decay involves distinguishing the resonant $B^+ \rightarrow D^0\rho^+$ from the non-resonant $B^+ \rightarrow D^0\pi^+\pi^0$. This is achieved by a fit in the bins of the cosine of the helicity angle. The helicity angle is defined as the angle between the pion’s momentum and the direction opposite to the B momentum in the ρ rest frame.

We determine the sample composition with a maximum likelihood fit to the unbinned distribution of ΔE . The Figure 1 represents the ΔE fit distribution in data for two extreme bins of $\cos\theta_\rho$. The ΔE fit is performed in nine independent intervals of $\cos\theta_\rho$ to reconstruct the background-subtracted distribution of this variable and separate the resonant and non-resonant components. We observe a flat distribution for the resonant decay in the bins of $\cos\theta_\rho$ compared to the non-resonant component, which contributes less than 2% as represented in Figure 2.

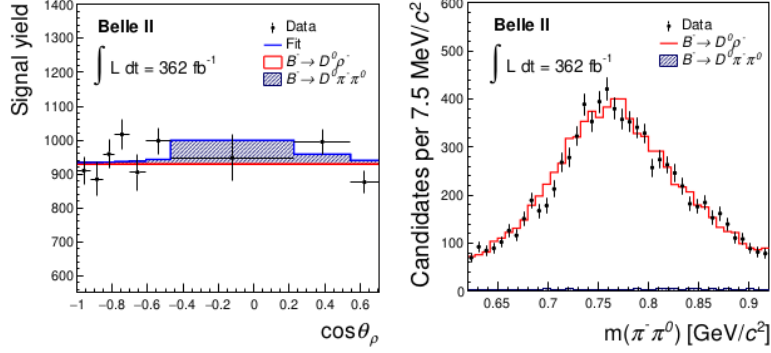


Figure 2: Left: background-subtracted $\cos\theta_\rho$ distribution with fit projection overlaid. Right: background-subtracted distribution of the $\pi^-\pi^0$ invariant mass, with overlaid simulated data reflecting the $B^+ \rightarrow D^0\rho^+$ and $B^+ \rightarrow D^0\pi^+\pi^0$ proportions from the $\cos\theta_\rho$ fit.

We measure the branching fraction of the $B^- \rightarrow D^0\rho^-$ decay using e^+e^- -collision data collected by the Belle II detector at the $\Upsilon(4S)$ resonance, containing 387 million $B\bar{B}$ meson pairs. The result is $(0.939 \pm 0.021 \text{ (stat)} \pm 0.050 \text{ (syst)})\%$ [8], in agreement with previous determinations. Our measurement improves the fractional precision of the world average by more than a factor of two and will significantly enhance the calibration factor of the Belle II hadronic-tagging algorithm.

3. $B \rightarrow D^{(*)}K^-K^{(*)0}$ in Belle II

Among the unknown, $B \rightarrow DKK$ sector contributes to few percentage of the branching fraction, yet its largely unexplored. Only around 0.3% of these decays have been measured. Knowing the BF of these decays surely help in the hadronic B tagging. We report twelve of $B \rightarrow DDK$ decays in which 3 are first observation and 6 are with world's best precision and 3 $B \rightarrow DDs$ decays compatible with world average using the full Belle II data sample of 365 fb^{-1} . Figure 3 represents the ΔE , $m(KK_S^0)$, and Dalitz distributions of $B^- \rightarrow D^0K^-K_S^0$ decay. The BFs are extracted using likelihood fits to the unbinned distributions of the energy difference ΔE , where the first uncertainties are statistical and the second are systematic. The invariant mass $m(KK_S^0)$ of the two kaons is also investigated. The complete branching fraction results for the twelve channels are mentioned in the Figure 4.

4. $B^0 \rightarrow \omega\omega$ in Belle

In the Standard Model (SM), the decay $B^0 \rightarrow \omega\omega$ proceeds via a $b \rightarrow u$ spectator amplitude and a $b \rightarrow d$ loop (“penguin”) amplitude. Interference between these amplitudes, which have different weak and strong phases, and possible interference with amplitudes arising from beyond-the-SM

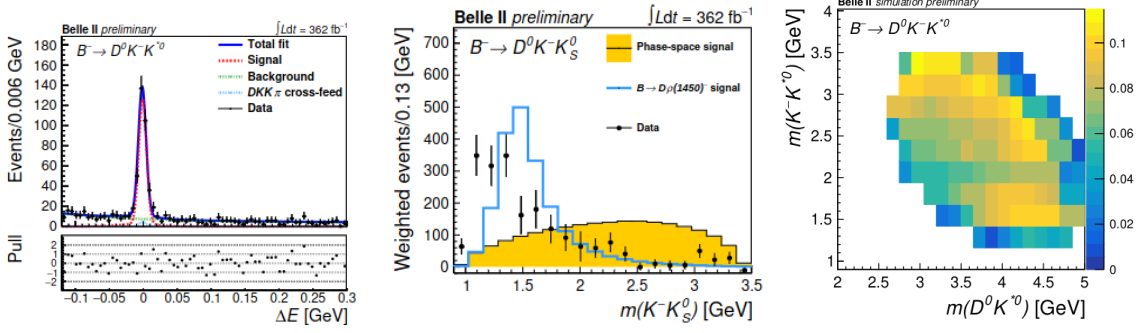


Figure 3: ΔE (left), $m(KK_S^0)$ (middle), and Dalitz (right) distributions of $B^- \rightarrow D^0 K^- K_S^0$ decay.

Channel	Yield	Average ε	B [10^{-4}]
$B^- \rightarrow D^0 K^- K_S^0$	209 ± 17	0.098	$1.82 \pm 0.16 \pm 0.08$
$\bar{B}^0 \rightarrow D^+ K^- K_S^0$	105 ± 14	0.048	$0.82 \pm 0.12 \pm 0.05$
$B^- \rightarrow D^{*0} K^- K_S^0$	51 ± 9	0.044	$1.47 \pm 0.27 \pm 0.10$
$\bar{B}^0 \rightarrow D^{*+} K^- K_S^0$	36 ± 7	0.046	$0.91 \pm 0.19 \pm 0.05$
$B^- \rightarrow D^0 K^- K^{*0}$	325 ± 19	0.043	$7.19 \pm 0.45 \pm 0.33$
$\bar{B}^0 \rightarrow D^+ K^- K^{*0}$	385 ± 22	0.021	$7.56 \pm 0.45 \pm 0.38$
$B^- \rightarrow D^{*0} K^- K^{*0}$	160 ± 15	0.019	$11.93 \pm 1.14 \pm 0.93$
$\bar{B}^0 \rightarrow D^{*+} K^- K^{*0}$	193 ± 14	0.020	$13.12 \pm 1.21 \pm 0.71$
$B^- \rightarrow D^0 D_s^-$	$144 \pm 12 / 153 \pm 13$	0.09 / 0.04	$95 \pm 6 \pm 5$
$\bar{B}^0 \rightarrow D^+ D_s^-$	$145 \pm 12 / 159 \pm 13$	0.05 / 0.02	$89 \pm 5 \pm 5$
$B^- \rightarrow D^{*0} D_s^-$	$30 \pm 6 / 29 \pm 7$	0.04 / 0.02	$65 \pm 10 \pm 6$
$\bar{B}^0 \rightarrow D^{*+} D_s^-$	$43 \pm 7 / 37 \pm 7$	0.04 / 0.02	$83 \pm 10 \pm 6$

Figure 4: Complete branching fraction results of twelve of the decay channel studied [9].

physics, gives rise to direct CP violation. In addition, the fraction of longitudinal polarization (f_L) for this vector-vector (VV) final state can also be affected by physics beyond the SM.

We report measurements of the decay $B^0 \rightarrow \omega\omega$ using 772×10^6 $B\bar{B}$ pairs produced at the Belle experiment. In this study, the signal extraction is performed using a 7-dimensional fit to the following variables: ΔE , M_{bc} , continuum suppression, ω invariant masses, and the cosine of the helicity angles of both ω mesons as shown in Figure 5. The branching fraction, fraction of longitudinal polarization, and time-integrated CP asymmetry are measured to be:

$$B = (1.53 \pm 0.29 \pm 0.17) \times 10^{-6}$$

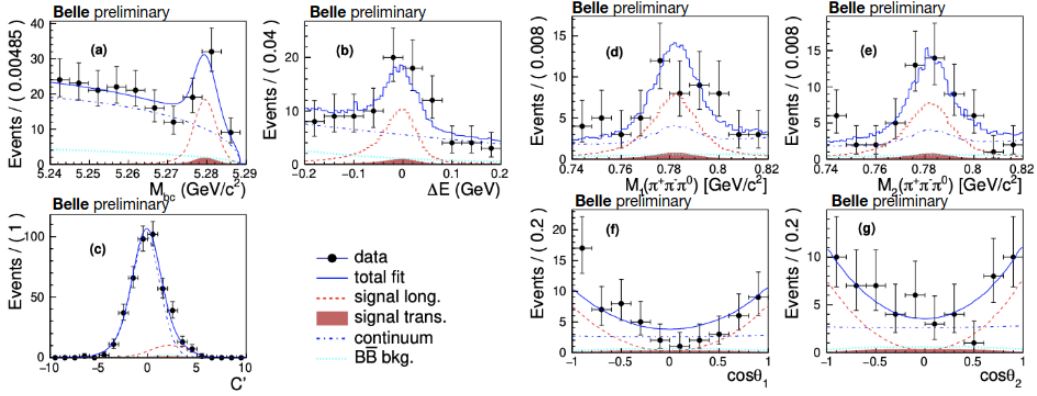
$$f_L = 0.87 \pm 0.13 \pm 0.13$$

$$A_{CP} = -0.44 \pm 0.43 \pm 0.11 [10]$$

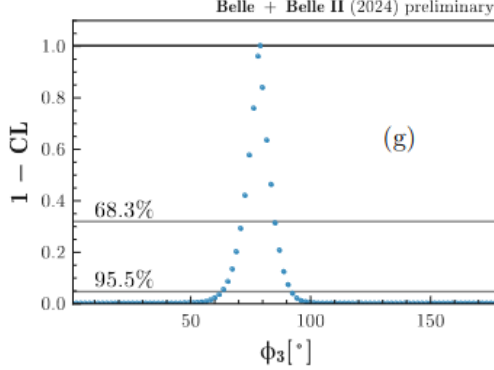
where the first uncertainties are statistical and the second are systematic. This represents the first observation of the decay with a significance of 7.9σ . Additionally, there is no significant CP asymmetry (A_{CP}).

5. First Belle+Belle II combination of Φ_3 measurements

The angle ϕ_3 is investigated through the interference between the transition amplitudes of $b \rightarrow c\bar{u}s$ and $b \rightarrow u\bar{c}s$ in tree-level B hadronic decays. The current global average value, $\phi_3 = \left(65.9_{-3.5}^{+3.3}\right)^\circ$, is primarily influenced by measurements from LHCb [11, 12]. This angle is determined using various methods, each involving different D meson final states resulting from B


 Figure 5: 7D fit distributions for $B^0 \rightarrow \omega\omega$ in Belle.

decays into charmed final states. The most accurate result from Belle II is obtained using D meson decays into self-conjugate final states $K_S^0 h^+ h^-$, where h can be K or π , involving several intermediate resonances in D decays, leading to variations in the CP -violating asymmetry across the phase space [13]. Additionally, two other methods have been explored: one involving Cabibbo-suppressed D decays and another where the D meson decays into two-body CP eigenstates. However, the precision in these methods is constrained by the limited sample size. Figure 6 represents the 1-CL distribution as a function of ϕ_3 . The first combination of Belle+Belle II measurement, ϕ_3 obtained as $\phi_3 = (78.6_{-7.3}^{+7.2})^\circ$ [14].


 Figure 6: 1-CL distribution as a function of ϕ_3

6. Conclusion

We report on precise measurements of hadronic B decays at the Belle and Belle II experiment. We obtained the world's best branching fraction measurements with 2 times improved precision for $B \rightarrow D\rho$ decays. We present the first observation of three new $B \rightarrow D^{(*)} K K_S^0$ decays along with $B \rightarrow \omega\omega$ decay. We present the Belle+Belle II combined measurement of the CKM angle ϕ_3 with the GLS [15] and GLW [16] methods, with precision significantly improved with respect to the previous Belle [17] measurements.

¹The plots used a preliminary value of the luminosity for Belle II.

²The work of Vismaya V S is supported by SERB-India Grant ITS/2024/002625.

References

- [1] T. Abe and others, *Belle II Technical Design Report*, [arXiv:1011.0352](#) (2010) .
- [2] E. Kou and others, *The Belle II Physics Book*, [arXiv:1808.10567 \[hep-ex\]](#) (2019) .
- [3] A. J. Bevan and others, *The Physics of the B Factories*, [arXiv:1406.6311v4 \[hep-ex\]](#) (2015) .
- [4] C. Bierlich et al., *A comprehensive guide to the physics and usage of PYTHIA 8.3*, [arXiv:2203.11601 \[hep-ph\]](#).
- [5] Thomas Keck and others, *The Full Event Interpretation – An exclusive tagging algorithm for the Belle II experiment*, [arXiv:1807.08680v4 \[hep-ex\]](#) (2019) .
- [6] I. Adachi et al. and others, *Measurement of the integrated luminosity of data samples collected during 2019-2022 by the Belle II experiment*, [arXiv:2407.00965v2 \[hep-ex\]](#) (2024) .
- [7] M. S. Alam, *Exclusive hadronic B decays to charm and charmonium final states (CLEO collaboration)*, [10.1103/PhysRevD.50.43](#) (1994).
- [8] I. Adachi et al. and others (Belle II Collaboration), *Measurement of the branching fraction of the decay $B^- \rightarrow D^0 \rho(770)^-$ at Belle II*, [10.1103/PhysRevD.109.L111103](#).
- [9] I. Adachi et al. and others (Belle II Collaboration), *Measurement of the branching fractions of $\bar{B} \rightarrow D^{(*)} K^- K_{(S)}^{(*)0}$ and $\bar{B} \rightarrow D^{(*)} D_s^-$ decays at Belle II*, [JHEP 10.1007/JHEP08\(2024\)206](#).
- [10] I. Adachi et al. and others (Belle II Collaboration), *Measurements of the branching fraction, polarization, and CP asymmetry for the decay $B \rightarrow \omega \omega$* , [\[hep-ex\] arXiv:2401.04646](#).
- [11] Workman, R. L. and others (Particle Data Group), *Prog. Theor. Exp. Phys.* 2022, [083C01](#) (2022) and 2023 update, [PTEP 083C01](#) (2022).
- [12] R. Aaji et al. (LHCb Collaboration), *Simultaneous determination of CKM angle γ and charm mixing parameters*, [20211412021](#).
- [13] F. Abudinén et al. (Belle and Belle II collaborations), *Combined analysis of Belle and Belle II data to determine the CKM angle ϕ_3 using $B^+ \rightarrow D(K_S^0 h^+ h^-) h^+$ decays*, [2022632022](#).
- [14] I. Adachi et al. and others (Belle, Belle II Collaboration), *Determination of the CKM angle ϕ_3 from a combination of Belle and Belle II results*, [\[hep-ex\] arXiv:2404.12817](#).
- [15] M. Gronau and D. London, *How to determine all the angles of the unitarity triangle from $B_d^0 \rightarrow DK_S$ and $B_s^0 \rightarrow D_\phi$* , [2534831991](#).
- [16] M. Gronau and D. Wyler, *On determining a weak phase from charged B decay asymmetries*, [2651721991](#).
- [17] K. Abe et al. (Belle collaboration), [730511062006](#).