

Particle Identification in Belle II Silicon Vertex Detector

A. B. Kaliyar

(On behalf of the Belle II collaboration)

Tata Institute of Fundamental Research, Mumbai 400005
basithkaliyar@gmail.com

Abstract. We report a particle identification (PID) method developed for charged pions, kaons, and protons using specific ionization information in the silicon-strip vertex detector (SVD) of Belle II with $D^{*+} \rightarrow D^0[\rightarrow K^-\pi^+]\pi^+$ and $\Lambda \rightarrow p\pi^-$ decay samples. The study is based on e^+e^- collision data recorded at the $\Upsilon(4S)$ resonance by the Belle II detector. The introduction of additional information from the SVD is found to improve the overall PID performance in the low-momentum region.

Keywords: dE/dx , silicon, PID

1 Introduction

Identification of charged particles such as pions, kaons, and protons is important to the physics program of the Belle II experiment [1]. Belle II has an excellent particle identification (PID) system comprising three main subdetectors, the central drift chamber (CDC), time-of-propagation counter, and aerogel ring-imaging Cherenkov counter. Low-momentum charged particles having a transverse momentum $p_T < 65 \text{ MeV}/c$ are unable to reach the CDC, owing to their highly curved trajectories. Our goal is to exploit specific ionization (dE/dx) [2] by these low-momentum particles in the silicon-strip vertex detector (SVD) towards identifying them. Even if the particles have a p_T greater than $65 \text{ MeV}/c$ and are thus able to reach the CDC, the dE/dx values measured in the SVD can provide complementary information to that obtained from the main PID subdetectors [3].

The study is based on e^+e^- collision data recorded at the $\Upsilon(4S)$ resonance by the Belle II detector. We use relatively clean samples of $D^{*+} \rightarrow D^0(K^-\pi^+)\pi^+$ and $\Lambda \rightarrow p\pi^-$ decays to first obtain the SVD dE/dx calibration for pions, kaons, and protons. Later, we check the impact of dE/dx information on overall PID performance using the same decay channels. To assess the impact of SVD dE/dx information on the overall PID performance, we plot the identification efficiency and fake rate as a function of momentum applying a requirement on the binary PID likelihood $\mathcal{L}(i/j) > 0.5$. The efficiency ϵ_i is defined as the ratio of the number of charged particle tracks identified with PID requirement under the particle hypothesis i and the number of charged particle tracks identified kinematically under the hypothesis i . The fake rate ($f_{j \rightarrow i}$) is the ratio of the number of charged

particle tracks identified with PID requirement under the hypothesis i and the number of charged particle tracks identified kinematically under the hypothesis j .

2 SVD dE/dx calibration

The $D^{*+} \rightarrow D^0(\rightarrow K^-\pi^+)\pi^+$ decay is used to calibrate the pion and kaon PIDs based on dE/dx information in SVD. We require the charged particle tracks to have a transverse (longitudinal) impact parameter less than 0.5 cm (2.0 cm). These tracks must have at least one SVD hit and a track-fit χ^2 probability value greater than 10^{-5} . To further purify the sample, we require the reconstructed D^0 mass to lie between 1.85 and 1.88 GeV/c^2 , corresponding to a $\pm 3\sigma$ window around the nominal D^0 mass. The reconstructed D^* mass must be within 1.95 and 2.05 GeV/c^2 . We apply a loose criterion on kaon and pion PID likelihoods, calculated without SVD information, to remove low-momentum secondary pions and kaons produced due to hadronic interaction in the detector material. We model the signal and background shape in the D^*-D^0 mass difference (Δm) by a sum of two Gaussian functions with a common mean and a threshold function, respectively. The $sPlot$ [4] technique is used to subtract the residual background contributions.

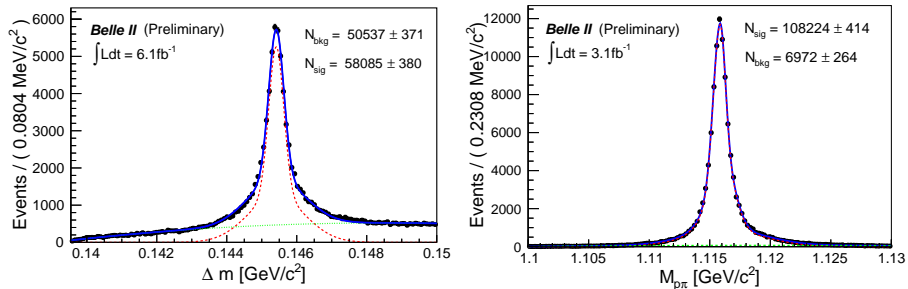


Fig. 1. Fitted distributions of Δm from the D^* sample (left) and of $M_{p\pi}$ from the Λ sample (right).

The $\Lambda \rightarrow p\pi$ decay is used to calibrate the proton PID based on dE/dx information in SVD. We require the reconstructed $p\pi$ invariant mass of Λ candidates to be in the range [1.10, 1.13] GeV/c^2 , and they are further subjected to a vertex fit. To remove the random combination of two tracks, the distance between the interaction point and the vertex of the Λ candidates is required to be greater than 1.0 cm and the vertex-fit χ^2 probability must be greater than 10^{-3} . We also require at least one SVD hit for both daughter tracks. We suppress the contamination of charged pions coming from the K_S^0 decay by rejecting events

that have the $M_{\pi^+\pi^-}$ value in the range $[488, 508] \text{ MeV}/c^2$, corresponding to a $\pm 3\sigma$ window around the nominal K_S^0 mass. Similarly, events with electrons from converted photons are suppressed by excluding $M_{e^+e^-} < 50 \text{ MeV}/c^2$. We impose an additional requirement of at least one CDC hit and a loose criterion on the proton PID calculated without SVD information to remove low-momentum secondary pions produced due to hadronic interaction with the detector material. We model the signal shape in $M_{p\pi}$ with the sum of a Gaussian and two asymmetric Gaussian functions of a common mean and the background shape with a second-order Chebyshev polynomial. Again the *sPlot* [4] technique is used to subtract the residual background contributions. The fitted distributions of Δm from the D^* sample and $M_{p\pi}$ from the Λ sample are shown in Fig. 1.

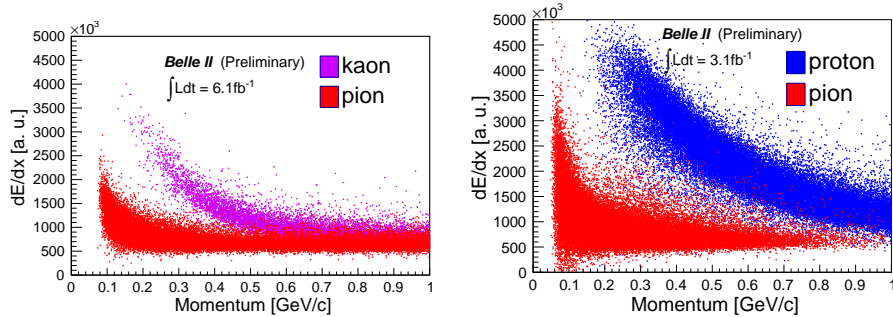


Fig. 2. Scatter plot of dE/dx values of pions and kaons as a function of their momentum for the D^* sample (left) and dE/dx values of protons and pions as a function of their momentum from the Λ sample (right).

As shown in Fig. 2, the two-dimensional distributions of dE/dx vs. momentum shows a clear separation between different particles in the low momentum region. These background subtracted two-dimensional histograms are used as probability density functions for various particle hypotheses and uploaded to the calibration database.

3 PID performance

To assess the impact of the SVD dE/dx information to the overall PID, we use a separate set of data sample processed including the PID information from SVD. We study the efficiency and fake rate as a function of momentum by varying the PID likelihood $\mathcal{L}(i/j)$. The PID likelihood criterion is varied from 0 to 1 in order to produce these plots. The efficiency vs. fake rate distributions shown in Fig. 3 confirm the improvement in PID performance by adding the SVD dE/dx information. The data-MC difference in performance arises due to imperfect simulation of the cluster energy distribution for which the work is underway.

Nonetheless, our study confirms that for a given fake rate the addition of dE/dx information improves the efficiency in the low-momentum region.

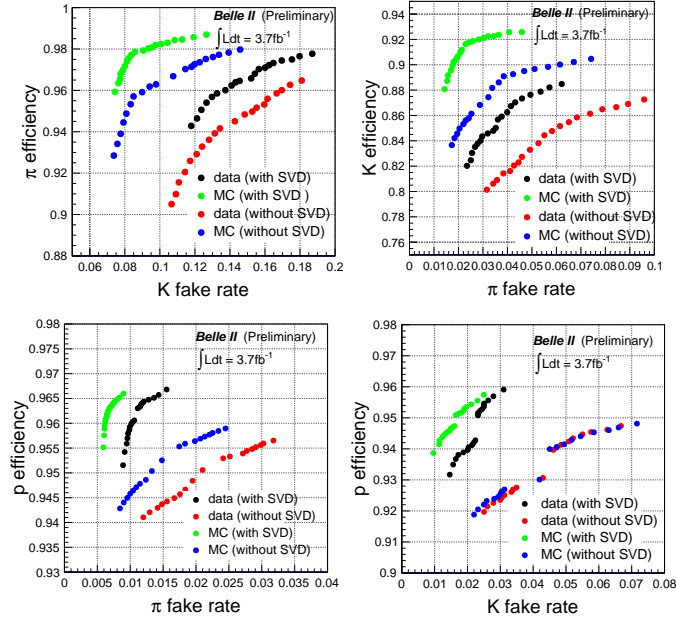


Fig. 3. Efficiency vs. fake rate distributions with and without SVD for $p < 1 \text{ GeV}/c$.

4 Conclusion

We have developed a PID method for charged pions, kaons, and protons using energy loss information in Belle II SVD with $D^{*+} \rightarrow D^0(\rightarrow K^-\pi^+)\pi^+$ and $\Lambda \rightarrow p\pi^-$ decay samples. The study tells that adding the SVD information improves the overall PID performance in the low-momentum region.

References

1. E. Kou *et al.*, Prog. Theor. Exp. Phys. **2019**, 123C01 (2019).
2. W. R. Leo, “Techniques for Nuclear and Particle Physics Experiments”, Springer-Verlag (1994).
3. T. Abe *et al.*, Belle II Technical Design Report (2010), arXiv:1011.0352 [physics.ins-det].
4. M. Pivk and F. R. Le Diberder, Nucl. Instrum. Methods Phys. Res., Sect. A **555**, 356 (2005).