

Measurement of time-dependent CP violation at Belle and Belle II

Yuma Uematsu (UTokyo)

uematsu@hep.phys.s.u-tokyo.ac.jp

Outline

- ◆ Introduction
- ◆ Achievements in Belle
- ◆ Results from Belle II
 - $\sin 2\phi_1$ measurement with GFlaT
 - $\sin 2\phi_1^{\text{eff}}$ measurement in $B^0 \rightarrow \eta' K_S^0$
 - S measurement in $B^0 \rightarrow K_S^0 \pi^0 \gamma$
 - Other results (Moriond 2023)
- ◆ Summary and Prospects

Mixing-induced CP -violation

◆ $B^0-\bar{B}^0$ mixing via box diagrams

- $\arg(V_{td}V_{tb}^*)^2 \cong -2\phi_1$
 → Time-dependent CP -violation (TDCPV)

$$\frac{\Gamma(\bar{B}^0 \rightarrow f_{CP}; t) - \Gamma(B^0 \rightarrow f_{CP}; t)}{\Gamma(\bar{B}^0 \rightarrow f_{CP}; t) + \Gamma(B^0 \rightarrow f_{CP}; t)} = S \cdot \sin(\Delta m_d \cdot t) - C \cdot \cos(\Delta m_d \cdot t)$$

$$C = -A$$

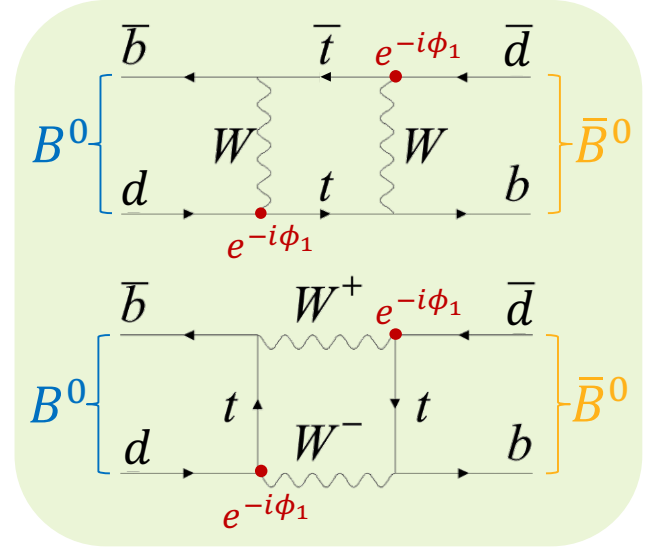
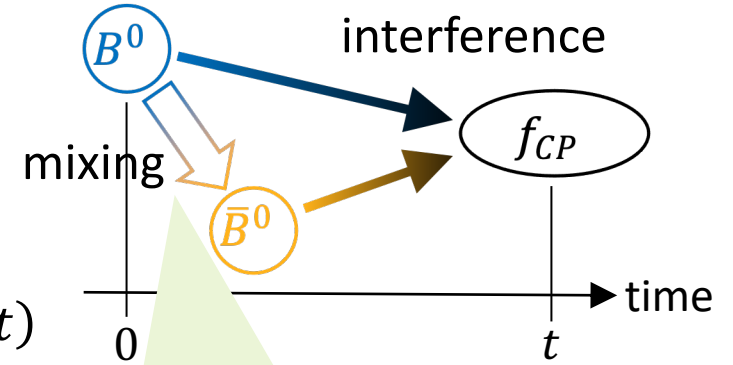
Δm_d : mass difference of B^0 mass eigenstates

- If no phase in decay → $S = -\xi_{CP} \sin 2\phi_1$

- ξ_{CP} : CP eigenvalue

- S in loop-suppressed decays is sensitive to CP violation in BSM

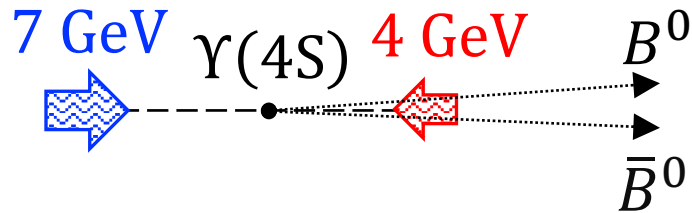
→ $S = -\xi_{CP} \sin 2\phi_1^{\text{eff}}$



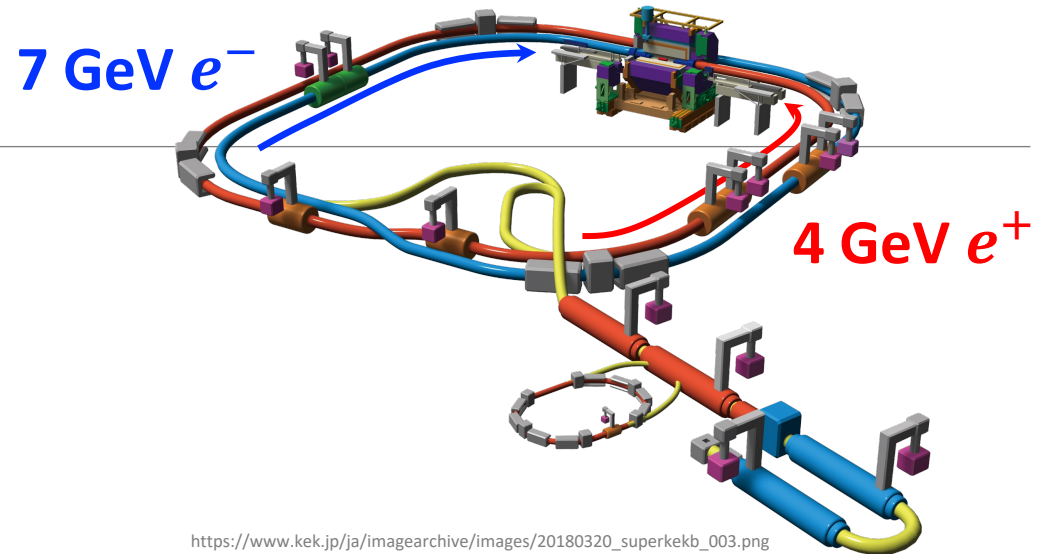
SuperKEKB/Belle II

SuperKEKB (KEK, Tsukuba, Japan)

asymmetric energy collision
 $\beta\gamma = 0.29, \sqrt{s} = 10.58 \text{ GeV}$



B^0, \bar{B}^0 : nearly rest at center-of-mass frame
 → known initial 4-momentum



https://www.kek.jp/ja/imagearchive/images/20180320_superkekb_003.png

	KEKB/Belle	SuperKEKB/Belle II	
		achieved	target
$\mathcal{L}_{\text{peak}}$ [$\text{cm}^{-2}\text{s}^{-1}$]	2.1×10^{34}	4.7×10^{34} world record	$\sim 6 \times 10^{35}$
\mathcal{L}_{int} [fb $^{-1}$]	1,004 (711 $\Upsilon(4S)$)	424 (362$\Upsilon(4S)$)	50,000
$N(B\bar{B})_{\Upsilon(4S)}$	772×10^6	387×10^6	$\sim 5 \times 10^{10}$

data used in analysis

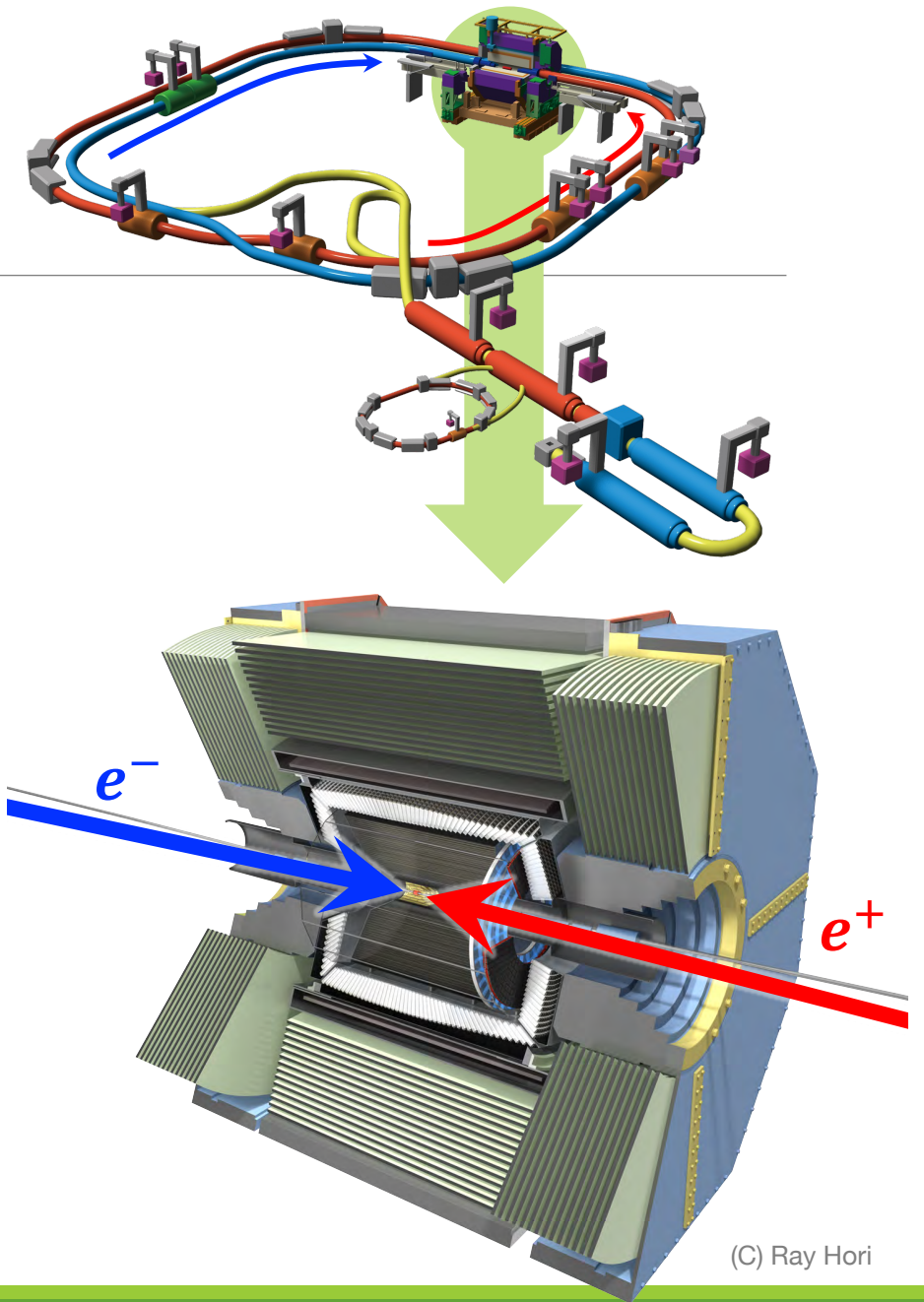
SuperKEKB/Belle II

Belle II detector

multi-purpose complex of 7 detectors

from inner to outer

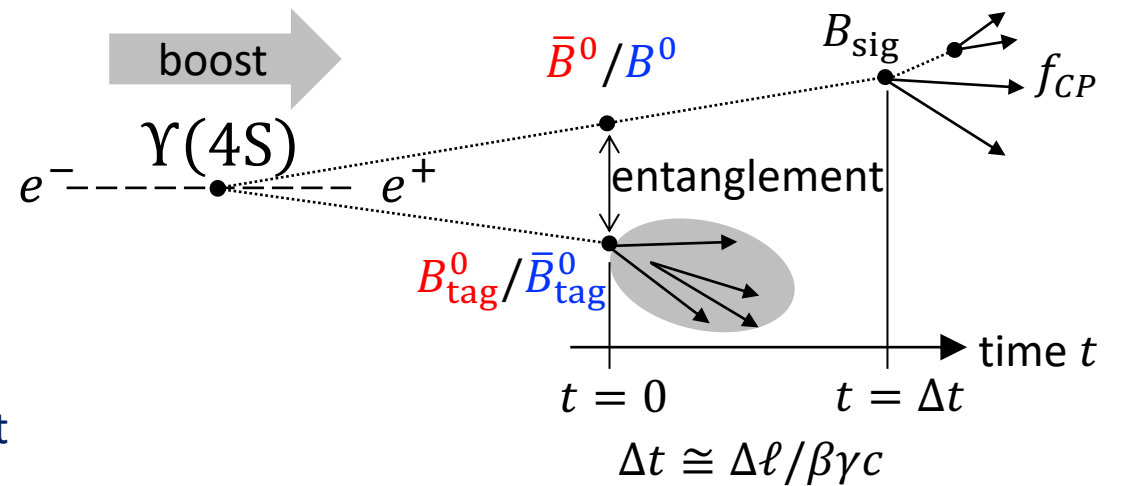
silicon pixel	vertex position ($\sigma_{\ell} \gtrsim 20 \mu\text{m}$)
silicon strip	vertex position, tracking, dE/dx
drift chamber	tracking, momentum, dE/dx
Cherenkov (quartz / aerogel)	identify K/π
electromagnetic calorimeter	detect γ & measure energy
RPC & scintillator	detect K_L^0 & identify μ



(C) Ray Hori

TDCPV measurements at Belle and Belle II

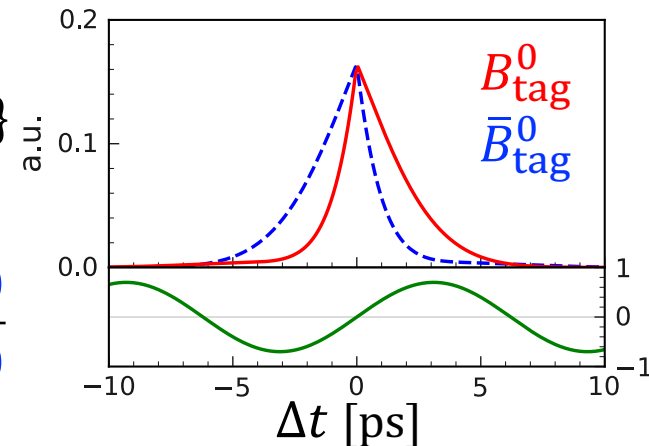
1. Reconstruct $B_{\text{sig}} \rightarrow f_{CP}$
2. Identify $B_{\text{tag}}^0/\bar{B}_{\text{tag}}^0$ from decay products
 - flavor $q = +1/-1$
3. Measure $\Delta t \cong \Delta\ell/\beta\gamma c$
 - $\Delta\ell$: decay vertices distance, $\langle\Delta\ell\rangle \sim 130 \mu\text{m}$
 - Lorentz boost $\beta\gamma = 0.29$ from beam measurement
4. Fit S, C to $\{\Delta t, q\}$



$$\mathcal{P}(\Delta t, q) = \frac{e^{-|\Delta t|/\tau_{B^0}}}{4\tau_{B^0}} \{1 + q \cdot [S \cdot \sin(\Delta m \Delta t) - C \cdot \cos(\Delta m \Delta t)]\}$$

CP-asymmetry

$$a_{CP} = \frac{N(\bar{B}^0 \rightarrow f_{CP}) - N(B^0 \rightarrow f_{CP})}{N(\bar{B}^0 \rightarrow f_{CP}) + N(B^0 \rightarrow f_{CP})}$$



B_{sig} reconstruction w/ beam energy

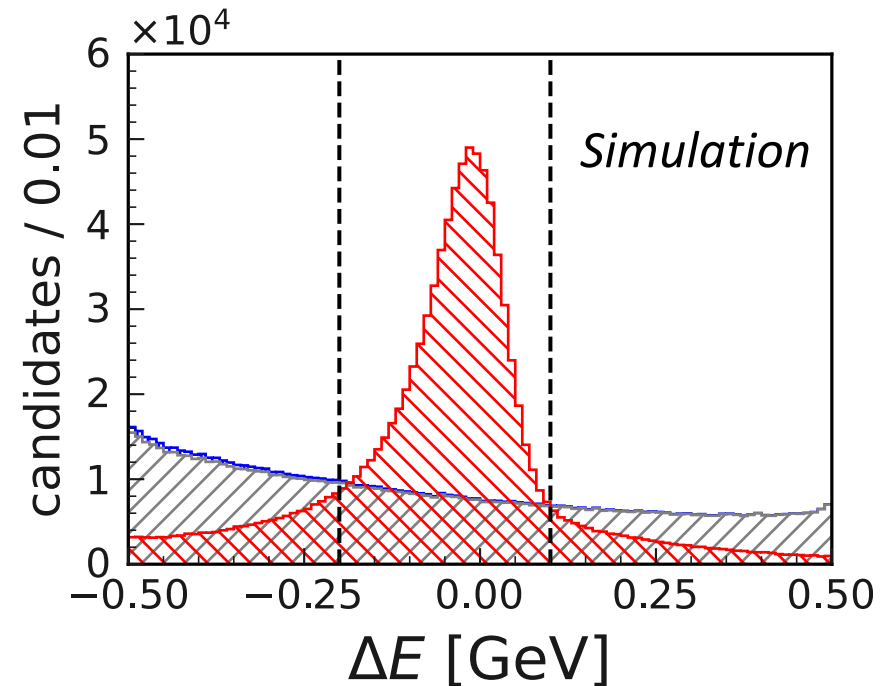
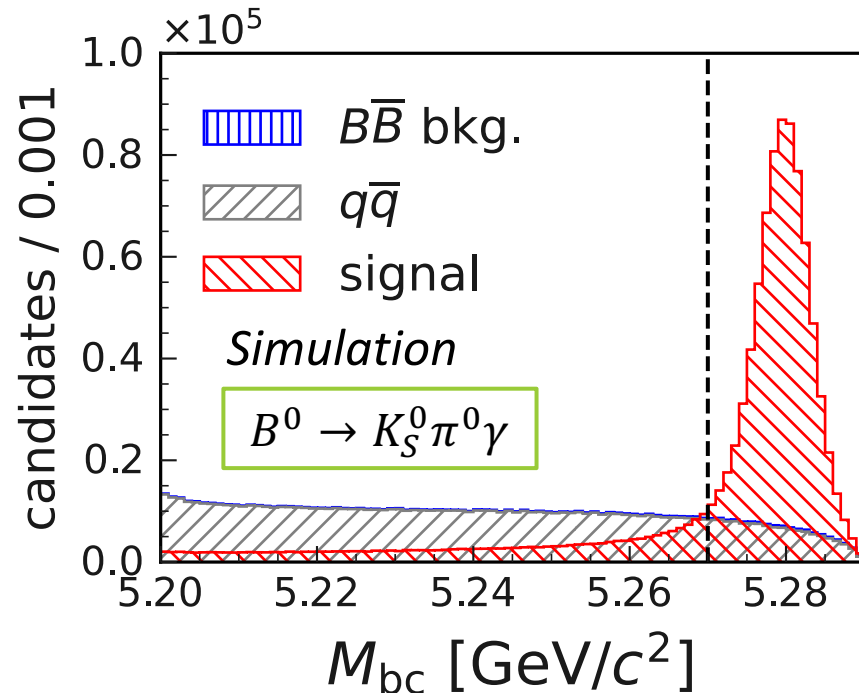
- ◆ Use well-measured beam collision energy \sqrt{s}

- Invariant mass:

$$M_{\text{bc}} = \sqrt{s/4 - p_B^{*2}}$$

- Energy residual:

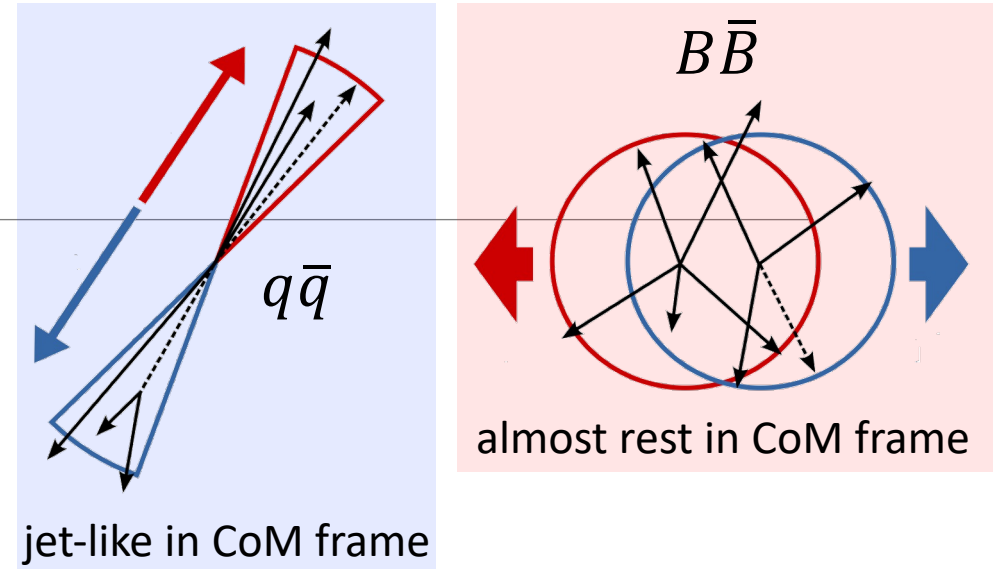
$$\Delta E = E_B^* - \sqrt{s}/2$$



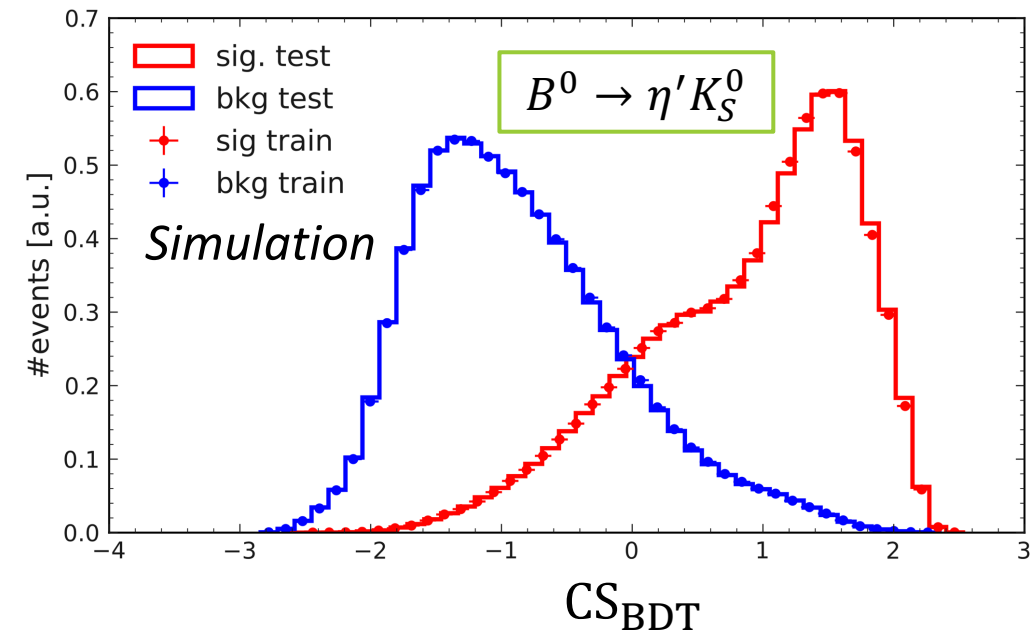
Background suppression

- ◆ “continuum” light-quark ($q\bar{q}$) production
 - $O(10^6)$ higher event rate than signal
 - signal: rare B decays
- dominant source of background

- ◆ Continuum suppression (CS)
 - Use boosted decision tree (BDT) for event classification
 - Input event-shape observables
 - Train signal vs. $q\bar{q}$



https://b2-master.belle2.org/software/development/sphinx/_images/continuum_without_labels.png



Achievements in Belle

◆ $\sin 2\phi_1$

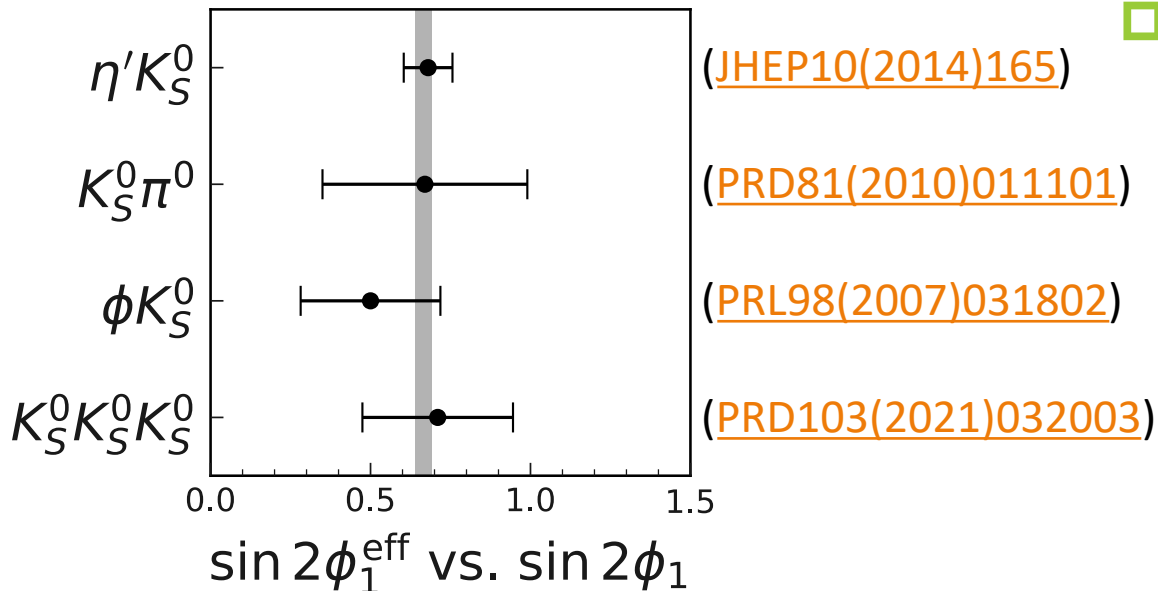
□ $0.667 \pm 0.023 \pm 0.012$ ([PRL108\(2012\)171802](#))

• $\tau_{B^0} = 1.534 \pm 0.008 \pm 0.010$ ps, $\Delta m_d = 0.511 \pm 0.005 \pm 0.006$ ps⁻¹ ([PRD71\(2005\)079903](#))

◆ $\sin 2\phi_1^{\text{eff}}$ in gluonic penguins

◆ S in radiative penguin

□ $S_{K^{*0}\gamma} = -0.32_{-0.33}^{+0.36} \pm 0.05$ ([PRD74\(2006\)111104](#))



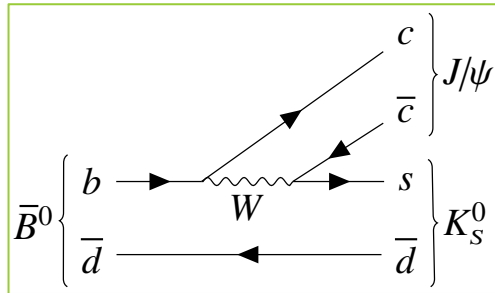
etc.

Belle II is now capable of updating these results!

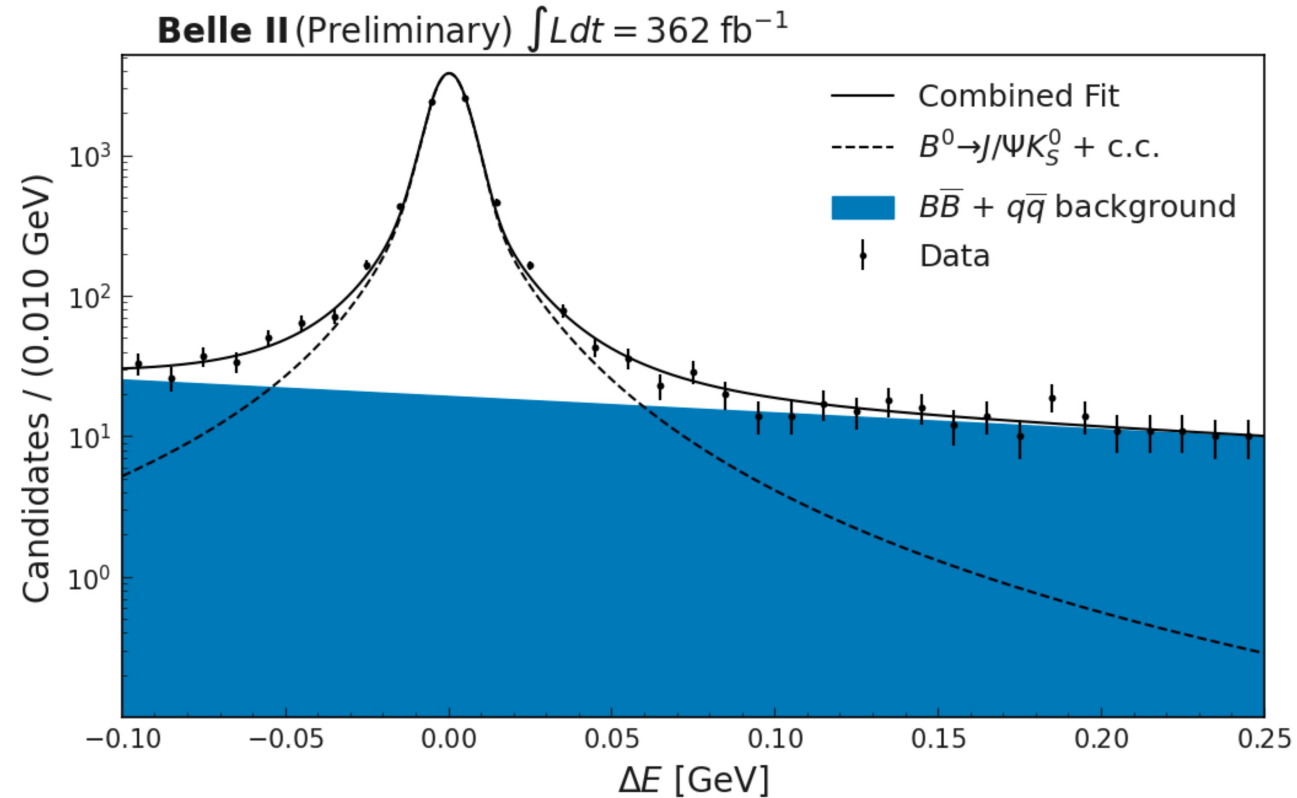
Results from Belle II

$\sin 2\phi_1$ measurement

◆ TDCPV in $B^0 \rightarrow J/\psi K_S^0$



- $b \rightarrow c\bar{c}s$: tree-level w/o phase
 $\rightarrow S = \sin 2\phi_1$
- Experimentally clean signature
 - signal & background separated by fitting ΔE
 - signal yield: 6373 ± 84
- New flavor tagger $GFlaT$ is used



$B_{\text{tag}}^0/\bar{B}_{\text{tag}}^0$ identification

◆ (Conventional) Flavor tagger

□ Train BDT for each flavor-specific decay product

- ℓ^\pm, K^\pm , slow π^\pm , etc.
- training sample: B^0 vs. \bar{B}^0

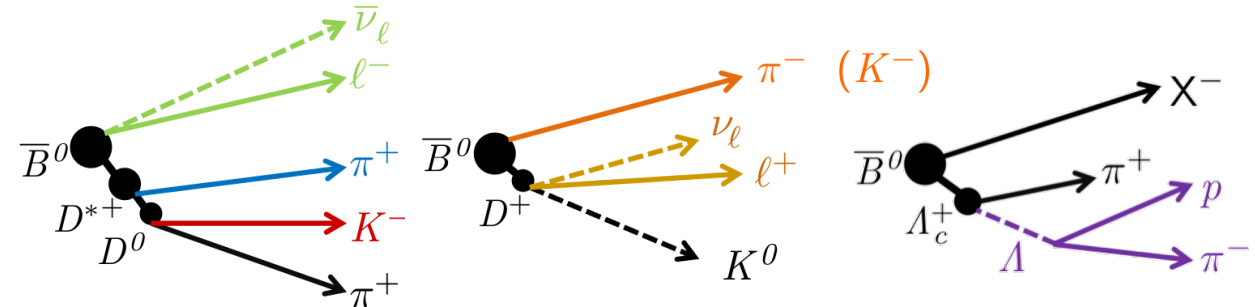
□ 13 category-based BDT outputs are merged to $q \cdot r$ in another BDT

- dilution factor $r = 0/1$: flavor unknown/determined

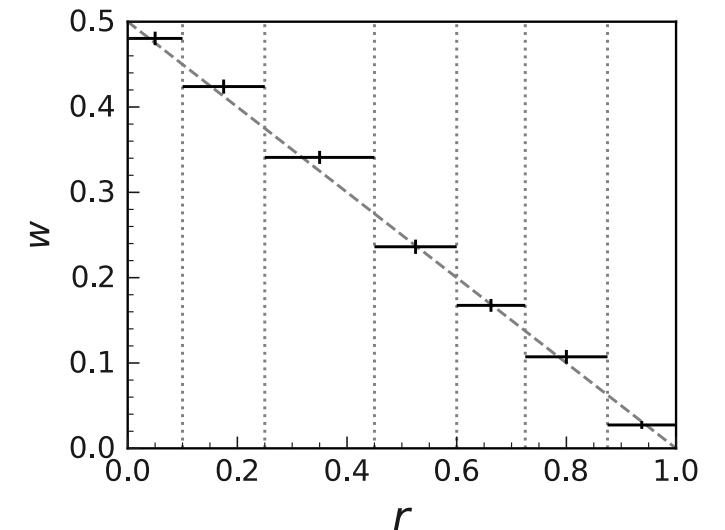
□ Evaluate wrong tag fraction w & its q -asymmetry Δw in the slice of r

- measured in large-statistic flavor-specific $B \rightarrow D^{(*)\pm} h^\mp$ channel
- confirm $r = 1 - 2w$

→ considered in PDF



https://software.belle2.org/development/sphinx/_images/newFlavorTaggerCategories.png



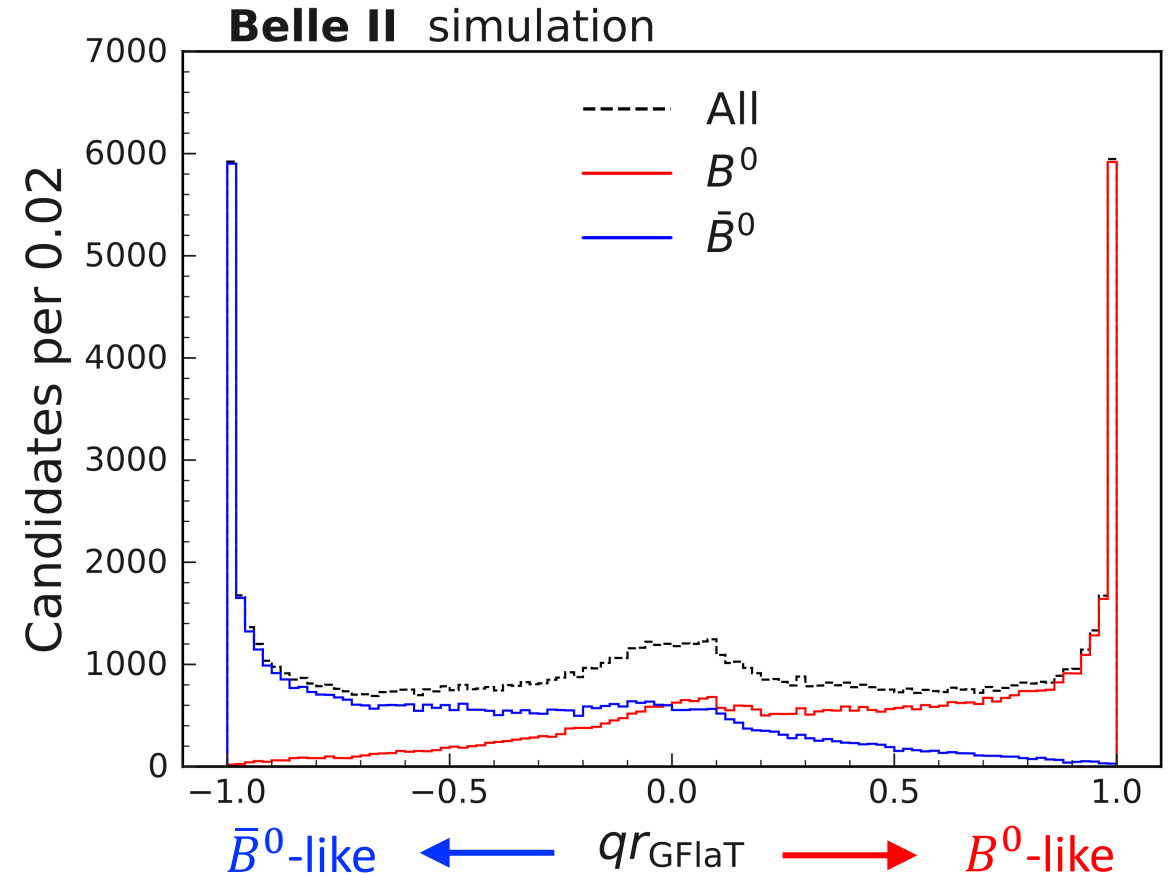
GFlaT: GNN flavor tagger

◆ Motivation

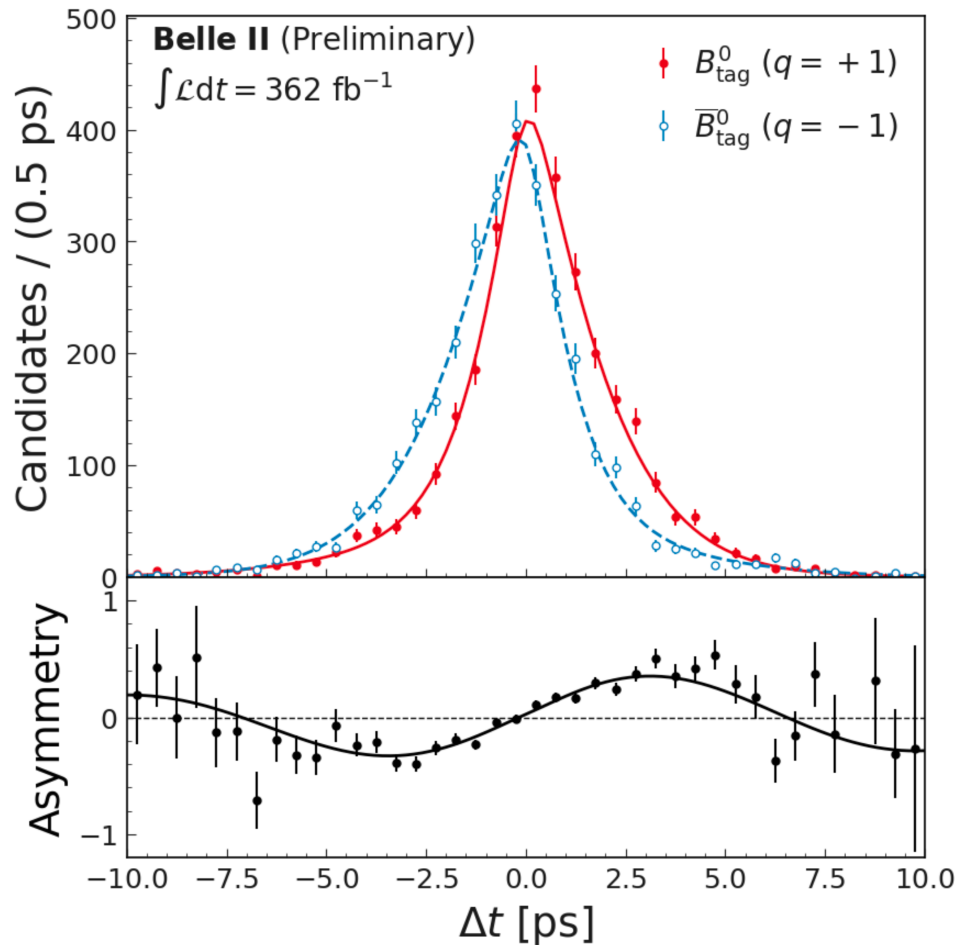
- Category-based BDT does not consider relations b/w particles
 - e.g., $B^0 \rightarrow K^- X$ fakes $\bar{B}^0 \rightarrow D^0/D^+ \rightarrow K^-$ chain

◆ Graph Neural Network

- Node = particle, Edge = relation
 - Utilize characteristics of relations
 - e.g., prompt/secondary K^- can be distinguished
- Effective tagging efficiency in data:
 - ($31.68 \pm 0.45 \pm 0.41$)%
 - ($37.40 \pm 0.43 \pm 0.34$)% 18% gain
 - c.f. $28.8 \pm 0.6\%$ in Belle



TDCPV in $B^0 \rightarrow J/\psi K_S^0$



◆ τ_{B^0} and Δm_d ([PRD107\(2023\)9,L091102](#))

□ Measured in $B^0 \rightarrow D^{(*)-} \pi^+$

□ $\tau_{B^0} = 1.499 \pm 0.013 \pm 0.008 \text{ ps}$

□ $\Delta m_d = 0.516 \pm 0.008 \pm 0.005 \text{ ps}^{-1}$

◆ S and C fit

□ Δt resolution considered in PDF

□ remove background from the fit ([sFit](#))

□ $S = 0.724 \pm 0.035 \pm 0.014$

□ $C = 0.035 \pm 0.026 \pm 0.012$

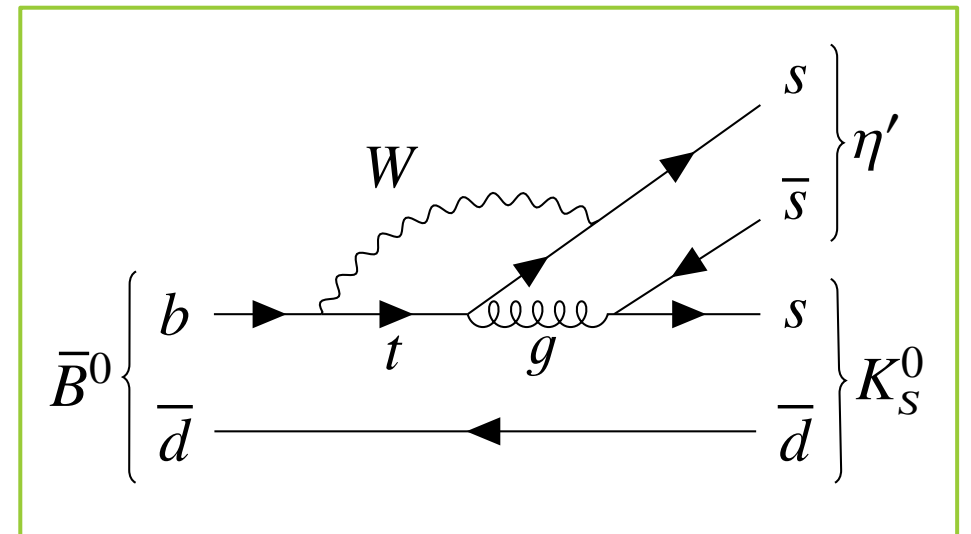
• HFLAV: $S = 0.695 \pm 0.019$ $C = 0.000 \pm 0.020$

• LHCb: $S = 0.716 \pm 0.015$ $C = 0.012 \pm 0.012$

GFlaT reduces statistical uncertainty by $\sim 8\%$

$\sin 2\phi_1^{\text{eff}}$ measurement in $B^0 \rightarrow \eta' K_S^0$

- ◆ $B^0 \rightarrow \eta' K_S^0$
 - $b \rightarrow sq\bar{q}$: loop-suppressed transition
 - Deviation of $S = \sin 2\phi_1^{\text{eff}}$ from $\sin 2\phi_1$ indicates BSM effect
 - relatively high BF w.r.t. other gluonic penguins



$B^0 \rightarrow \eta' K_S^0$ event reconstruction

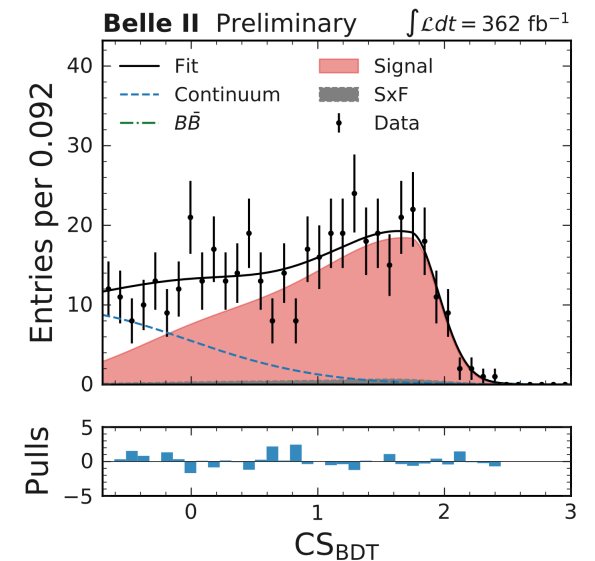
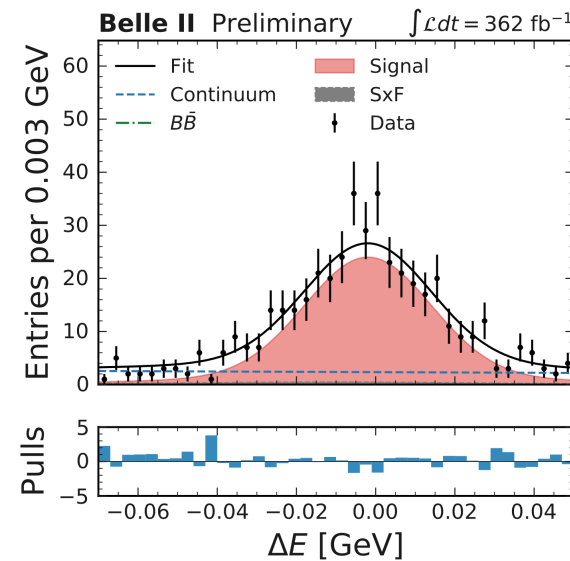
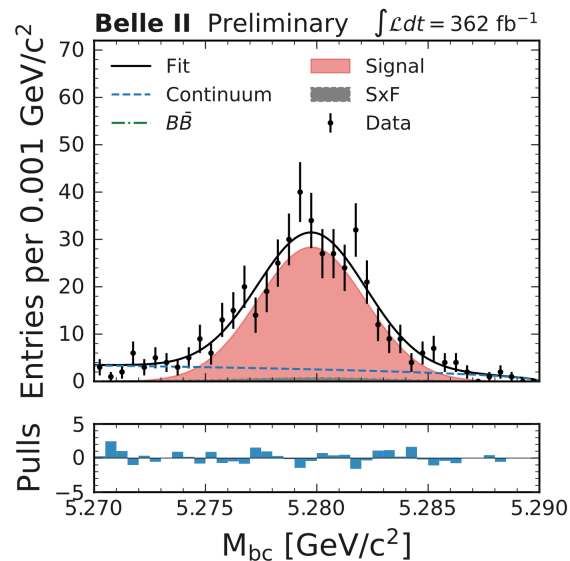
◆ Reconstruct 2 sub-channels

- $\eta' \rightarrow \eta(\gamma\gamma)\pi^+\pi^-$
- $\eta' \rightarrow \rho(\pi^+\pi^-)\gamma$

◆ Signal & background separation

- High backgrounds from $q\bar{q}$ events
 - random combination of tracks
- Fit M_{bc} , ΔE , CS_{BDT} (3-dimensional)

$\eta' \rightarrow \eta(\gamma\gamma)\pi^+\pi^-$
 signal yield: 358 ± 20



$B^0 \rightarrow \eta' K_S^0$ event reconstruction

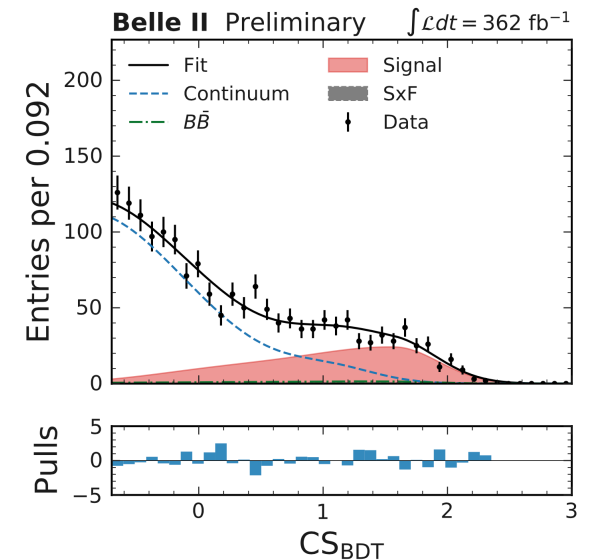
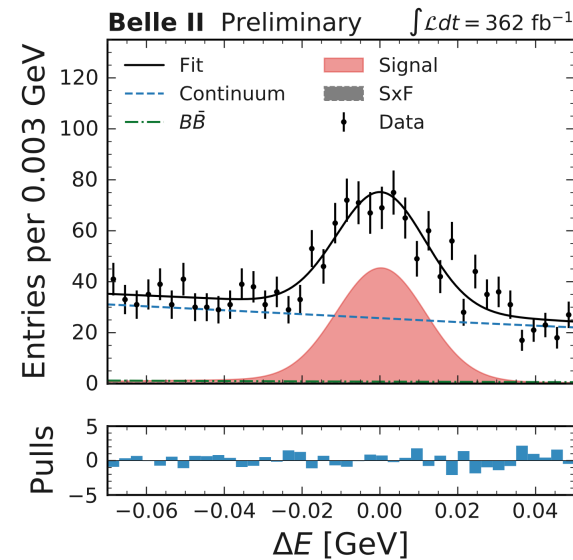
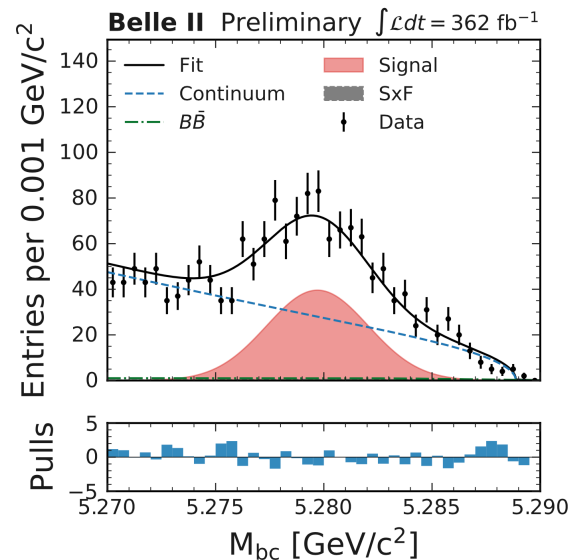
◆ Reconstruct 2 sub-channels

- $\eta' \rightarrow \eta(\gamma\gamma)\pi^+\pi^-$
- $\eta' \rightarrow \rho(\pi^+\pi^-)\gamma$

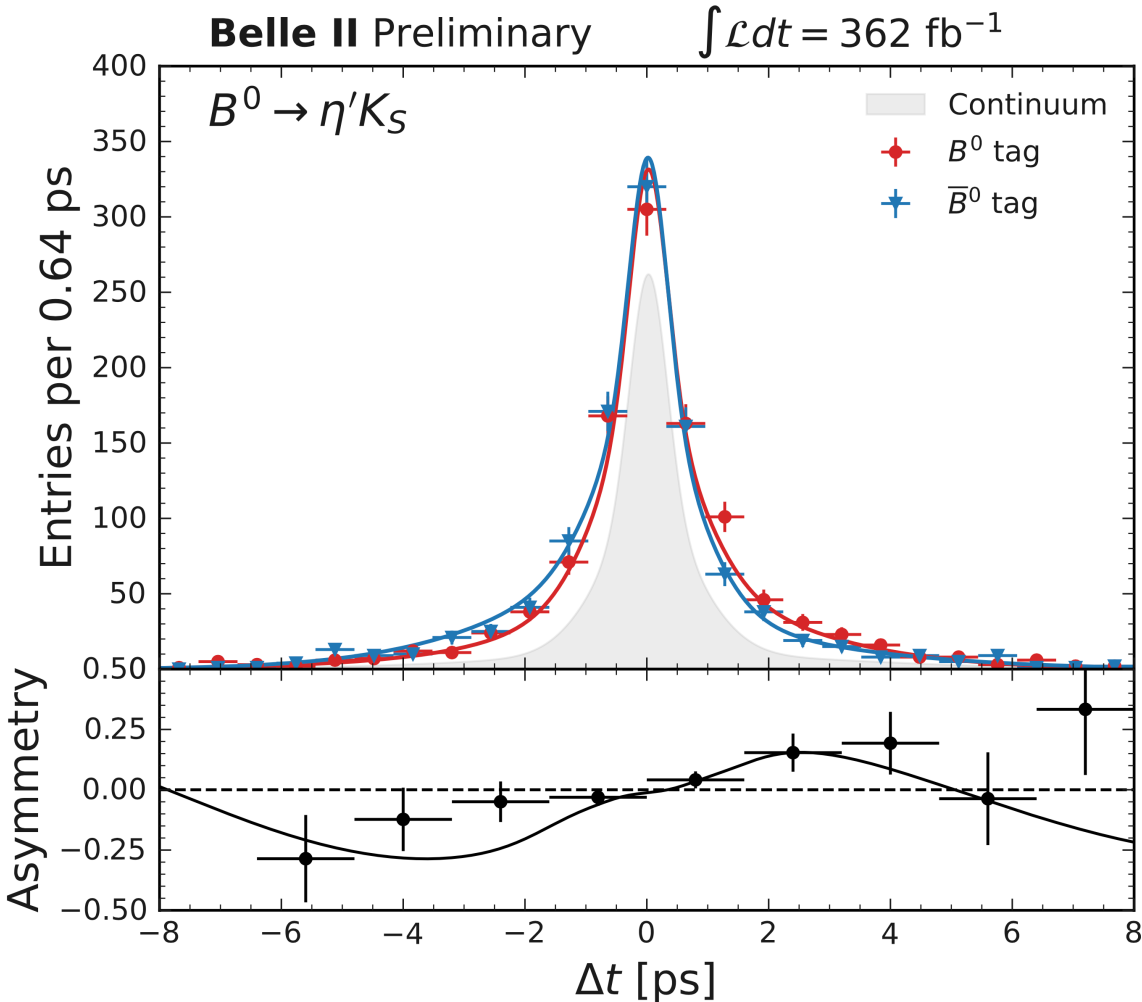
◆ Signal & background separation

- High backgrounds from $q\bar{q}$ events
 - random combination of tracks
- Fit M_{bc} , ΔE , CS_{BDT} (3-dimensional)

$\eta' \rightarrow \rho(\pi^+\pi^-)\gamma$
 signal yield: 471 ± 29



TDCPV in $B^0 \rightarrow \eta' K_S^0$



◆ S and C fit

- Background Δt shape taken from sideband
→ considered in PDF

- Validated in $B^\pm \rightarrow \eta' K^\pm$

- Background-included asymmetry shown

- $S = 0.67 \pm 0.10 \pm 0.04$

- $C = -0.19 \pm 0.08 \pm 0.03$

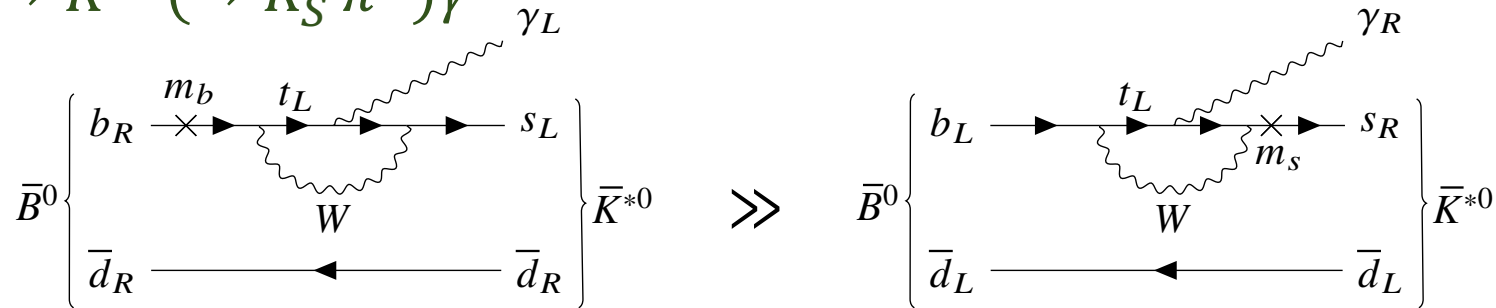
- HFLAV: $S = 0.63 \pm 0.06$ $C = -0.05 \pm 0.04$

- Cross-checked in $\eta' \rightarrow \eta(\pi^+\pi^-\pi^0)\pi^+\pi^-$ sub-channel

Unique at Belle II

S measurement in $B^0 \rightarrow K_S^0 \pi^0 \gamma$

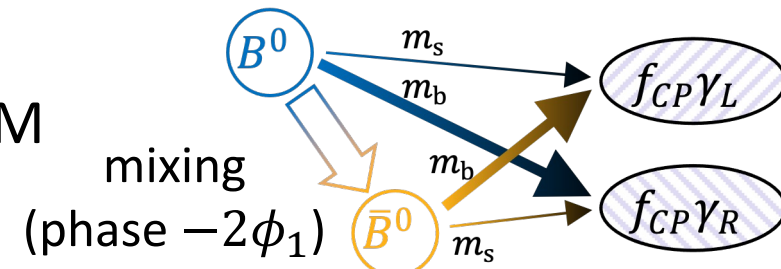
◆ S in $B^0 \rightarrow K^{*0} (\rightarrow K_S^0 \pi^0) \gamma$



* In charge conjugate, helicity and polarization flip

- polarization constraints flavor
- **$O(0.01)$** in SM \leftrightarrow **$O(0.1)$** possible in BSM
- analyze in 2 channels:
exclusive $K^{*0} \gamma$ / inclusive $K_S^0 \pi^0 \gamma$

- $M_{K_S^0 \pi^0} \in (0.8, 1.0) \text{ GeV}/c^2$ for $K^{*0} \gamma$
- rest of the region in $[0.6, 1.8] \text{ GeV}/c^2$ for $K_S^0 \pi^0 \gamma$



interference suppressed

$$S \cong -2 \frac{m_s}{m_b} \sin 2\phi_1$$

0.04

$B^0 \rightarrow K_S^0 \pi^0 \gamma$ vertex reconstruction

◆ Vertex fit w/o prompt tracks ([NIMA976\(2020\)164269](#))

□ Unique at Belle II

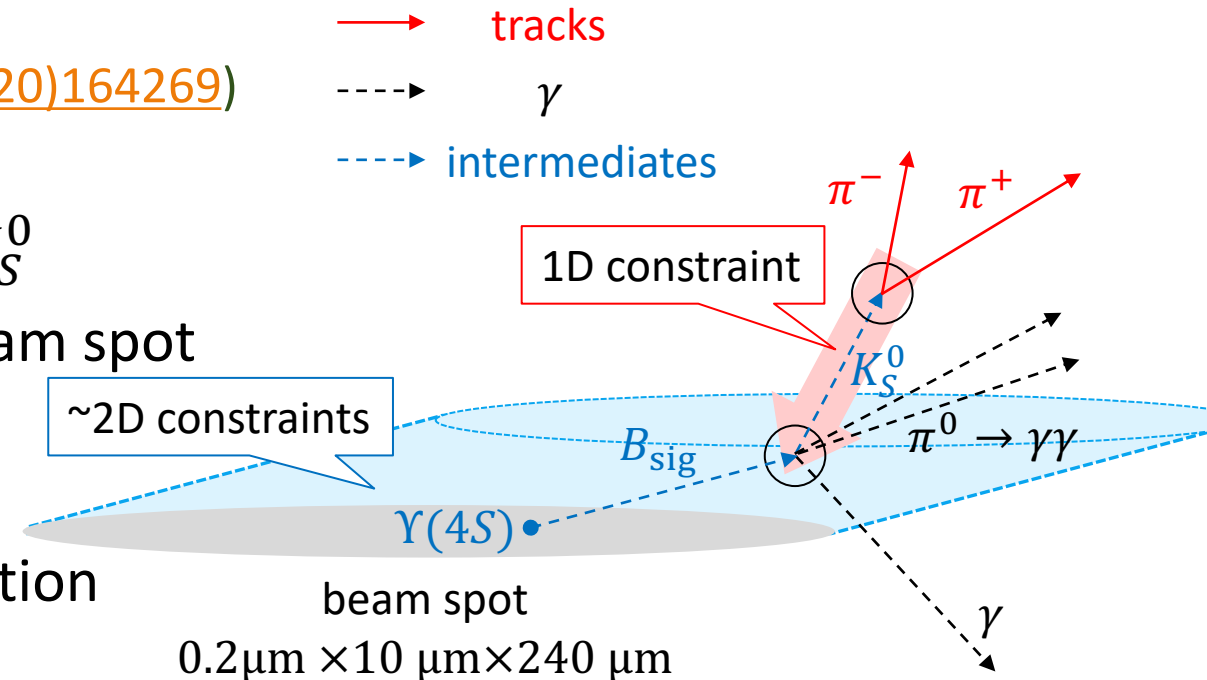
□ B_{sig} vertex reconstructed only from K_S^0

□ Constrain B_{sig} production point to beam spot

- measured in $e^+e^- \rightarrow \mu^+\mu^-$ events

□ Candidates w/ poor vertex reconstruction used in a time-integrated way

- improve precision of C



$B^0 \rightarrow K_S^0 \pi^0 \gamma$ signal reconstruction

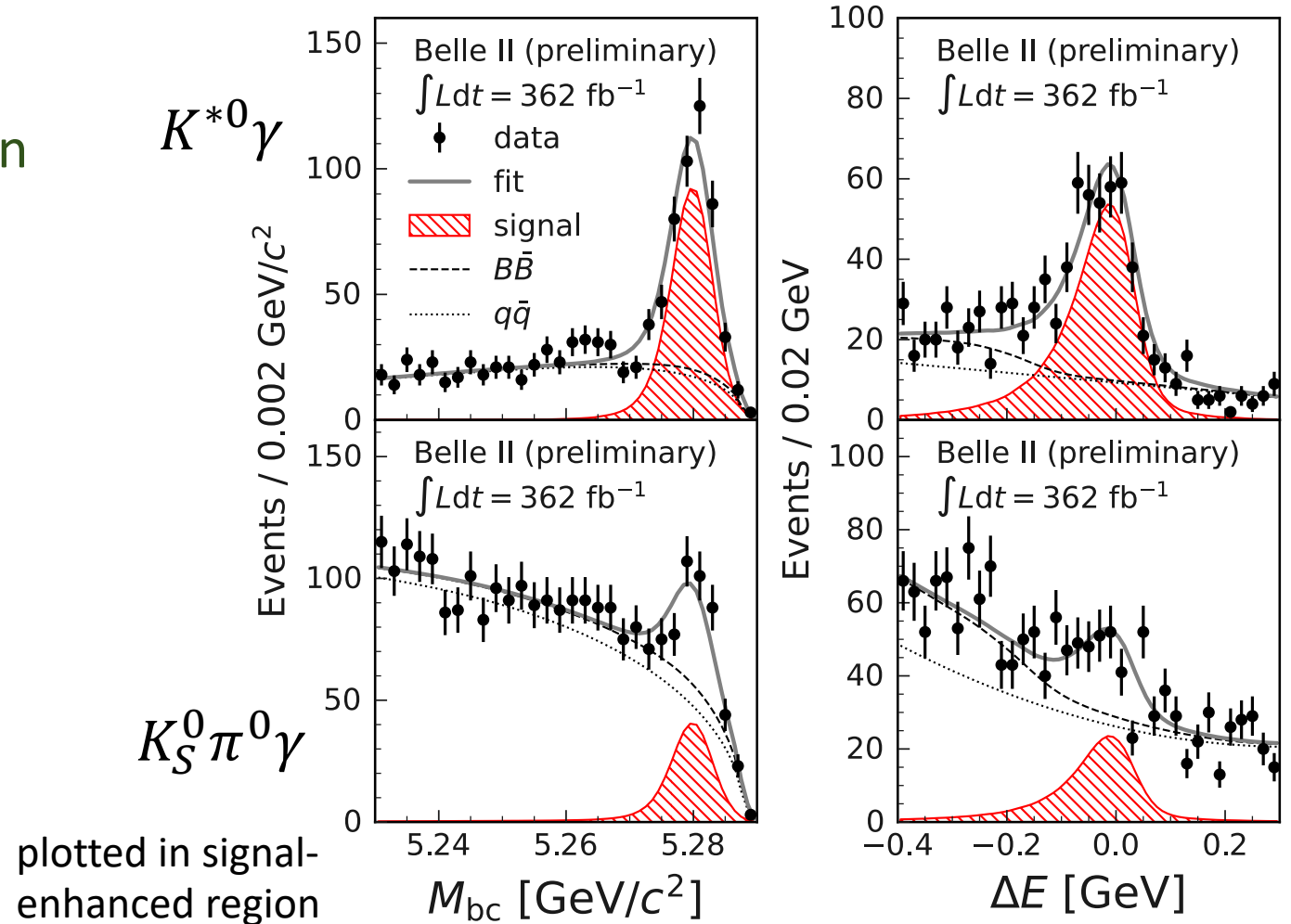
◆ signal & background separation

- 2D-fit to M_{bc} and ΔE
- classify 3 components
 - signal, $B\bar{B}$ background, $q\bar{q}$

□ Signal yield:

$$385 \pm 24 (K^{*0} \gamma)$$

$$171 \pm 23 (K_S^0 \pi^0 \gamma)$$

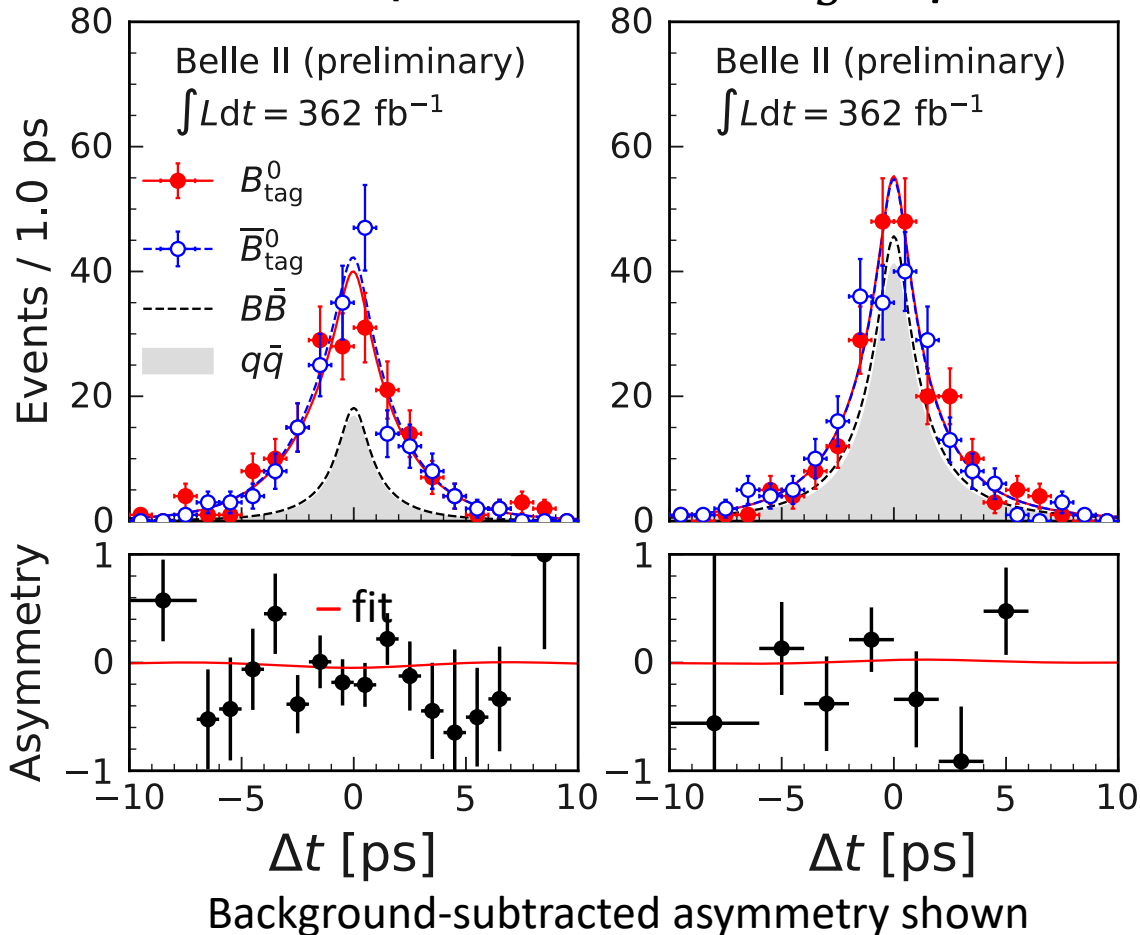


plotted in signal-enhanced region

TDCPV in $B^0 \rightarrow K_S^0 \pi^0 \gamma$

$K^{*0} \gamma$

$K_S^0 \pi^0 \gamma$



◆ TDCPV parameters in $K^{*0} \gamma$ channel

□ $S = 0.00_{-0.26}^{+0.27} \pm 0.03$

□ $C = 0.10 \pm 0.13 \pm 0.03$

• HFLAV: $S = -0.16 \pm 0.22$ $C = -0.04 \pm 0.14$

◆ TDCPV parameters in $K_S^0 \pi^0 \gamma$ channel

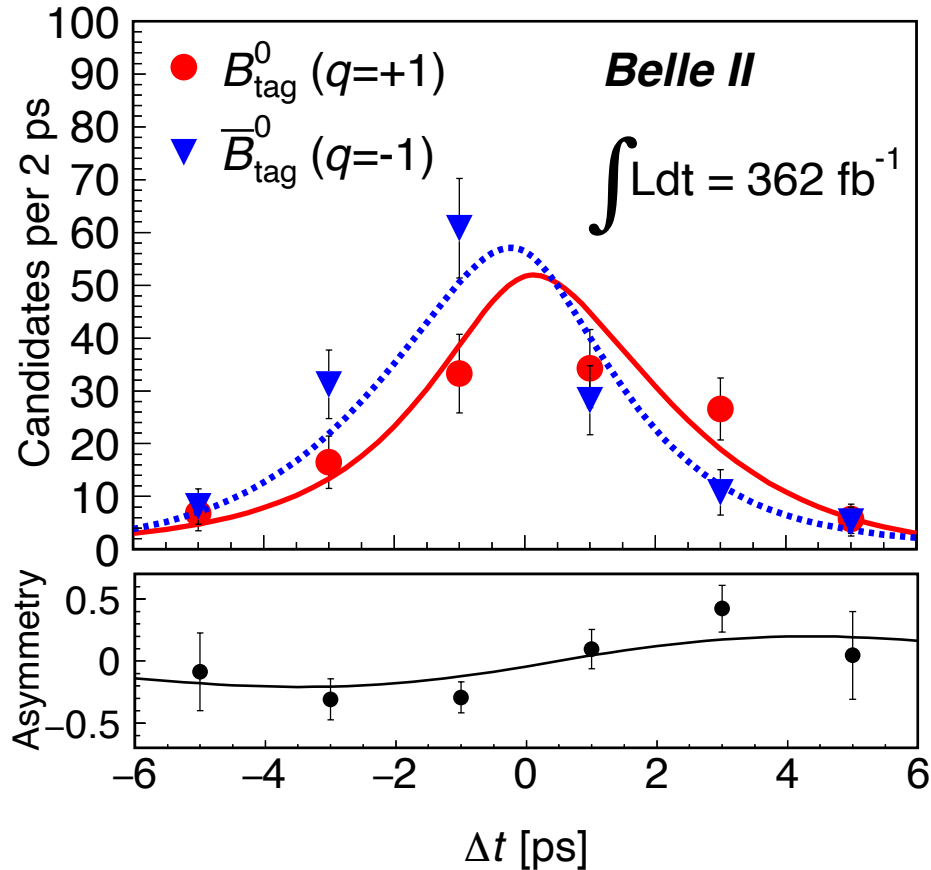
□ $S = 0.04_{-0.44}^{+0.45} \pm 0.10$

□ $C = -0.06 \pm 0.25 \pm 0.08$

• Belle (2006): $S = 0.50 \pm 0.68$ $C = 0.20 \pm 0.39$

Most precise result to date!

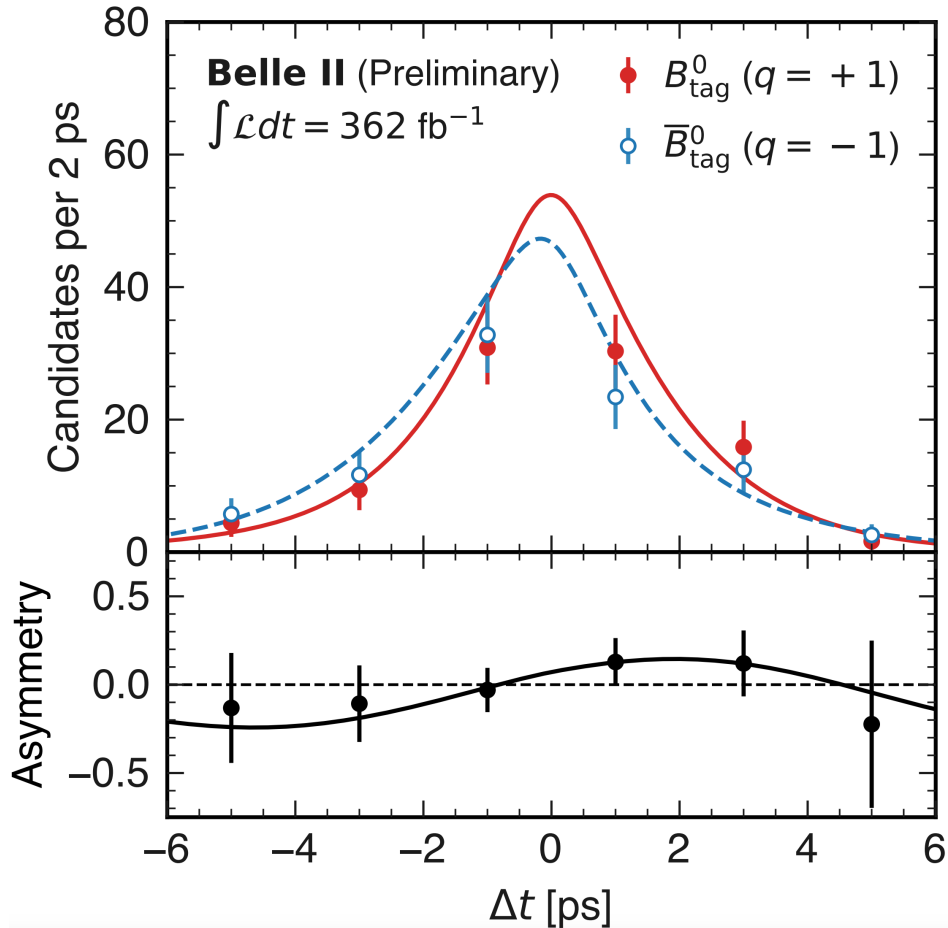
Belle II results in Moriond 2023 (1)



Background subtracted using sPlot

- ◆ TDCPV in $B^0 \rightarrow K_S^0 \pi^0$ ([arXiv: 2305.07555](https://arxiv.org/abs/2305.07555))
- Vertex reconstruction similar to $K_S^0 \pi^0 \gamma$
- Simultaneous fit to $\Delta t, q, M'_{bc}, \Delta E, CS_{\text{BDT}}$
 - $M'_{bc}, \Delta E, CS_{\text{BDT}}$ for signal & background separation
 - $M'_{bc} = \sqrt{(\sqrt{s}/2 - E_{K_S^0}^{*2})^2 - m_{\pi^0}^2}$
- Signal yield: 415_{-25}^{+26}
- $S = 0.75_{-0.23}^{+0.20} \pm 0.04$
- $C = -0.04 \pm 0.15 \pm 0.05$
 - HFLAV: $S = 0.57 \pm 0.17$ $C = 0.01 \pm 0.10$

Belle II results in Moriond 2023 (2)



Background subtracted using sPlot

◆ TDCPV in $B^0 \rightarrow \phi K_S^0$ ([arXiv: 2307.02802](https://arxiv.org/abs/2307.02802))

□ $\phi \rightarrow K^+ K^-$

□ Simultaneous fit to $\Delta t, q, M_{bc}, CS_{BDT}, \cos \theta_H$

- $M_{bc}, CS_{BDT}, \cos \theta_H$ for signal & background separation
- θ_H : angle between \mathbf{p}_{B^0} and \mathbf{p}_{K^+} in the ϕ rest frame

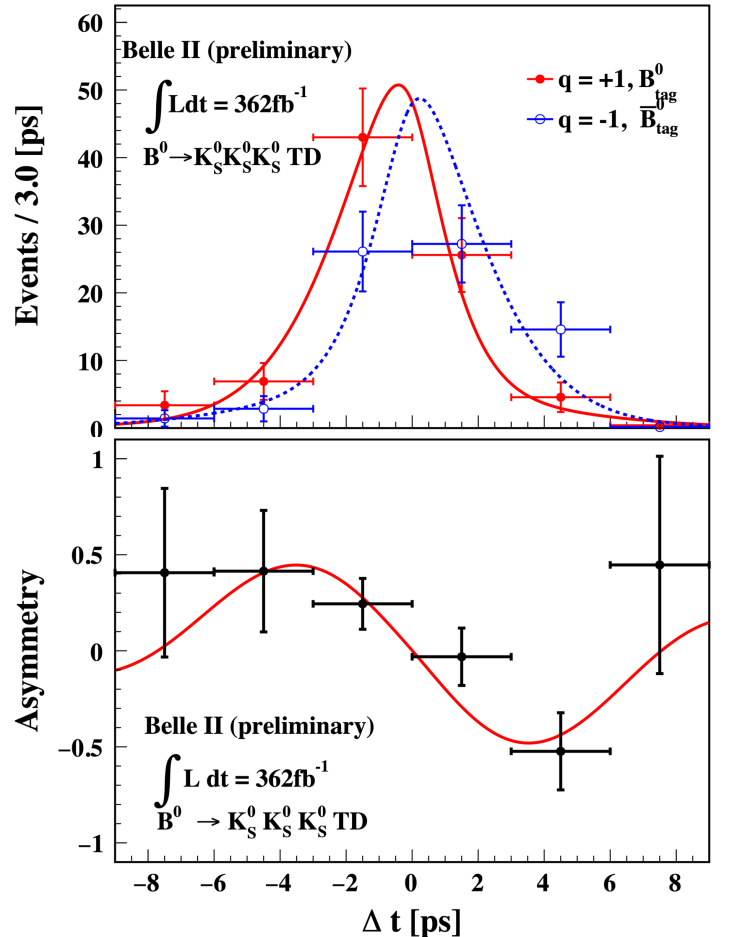
□ Signal yield: 162 ± 17 (resonant)

□ $S = 0.54 \pm 0.26^{+0.06}_{-0.08}$

□ $C = -0.31 \pm 0.20 \pm 0.05$

- HFLAV: $S = 0.74^{+0.11}_{-0.13}$ $C = 0.01 \pm 0.14$

Belle II results in Moriond 2023 (3)



Background subtracted using sPlot

- ◆ TDCPV in $B^0 \rightarrow K_S^0 K_S^0 K_S^0$
 - Unique vertex reconstruction w/ three displaced vertex
 - Signal & background separated w/ $M_{bc}, M, CS_{\text{BDT}}$
 - Signal yield: 220_{-16}^{+17}
 - $S = -1.37_{-0.45}^{+0.35} \pm 0.03$
 - $C = -0.07 \pm 0.20 \pm 0.05$
 - HFLAV: $S = -0.83 \pm 0.17$ $C = -0.15 \pm 0.12$

Summary and Prospects

◆ Belle II has started to produce time-dependent CP violation results

- Improved analysis tools
- Unique and the world's best/world-leading $\sin 2\phi_1^{\text{eff}}$ with smaller dataset
- Unique and the world's best time-dependent CP violation in $b \rightarrow s\gamma$

◆ Prospects

- Restart data taking this winter w/ pixel detector fully installed

