

# Measurements of $\phi_1(\beta)$ at Belle II

and related decay-time-dependent analyses

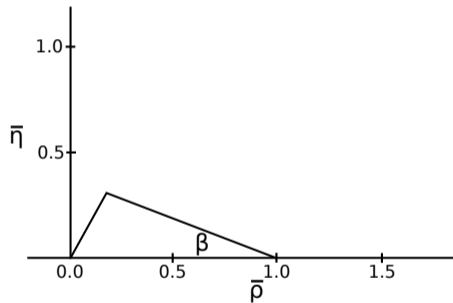
Thibaud Humair, on behalf of the Belle II collaboration  
thumair@mpp.mpg.de

KEK-FF, KEK

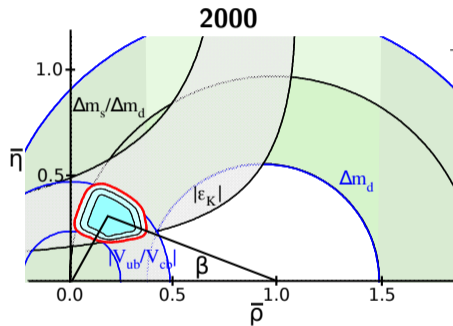


9 February 2023

## CKM angle $\beta$ and establishment of the CKM triangle

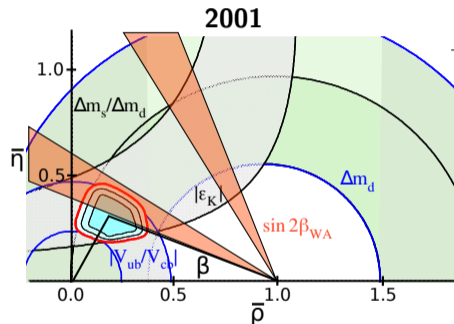


## CKM angle $\beta$ and establishment of the CKM triangle



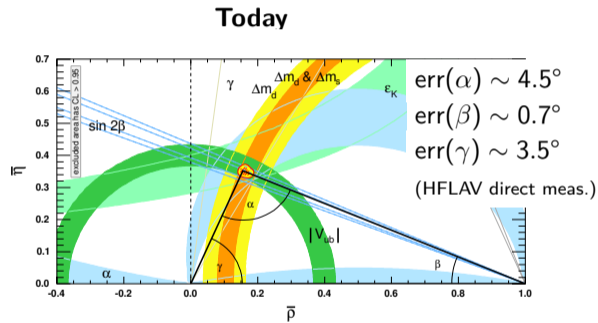
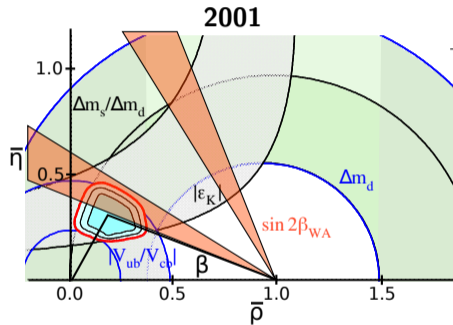
# CKM angle $\beta$ and establishment of the CKM triangle

Belle and Babar established the CKM structure of the SM with the measurement of  $\beta$  in 2001.  
 $\Rightarrow$  Nobel Prize to Kobayashi and Maskawa in 2008.




# CKM angle $\beta$ and establishment of the CKM triangle

Belle and Babar established the CKM structure of the SM with the measurement of  $\beta$  in 2001.  
⇒ Nobel Prize to Kobayashi and Maskawa in 2008.



Today:  $\beta$  and other CKM angles have become a precision test of the SM,  $\beta$  best known angle  
Central aim at Belle II: push  $\beta$ -related measurements to ultimate precision.



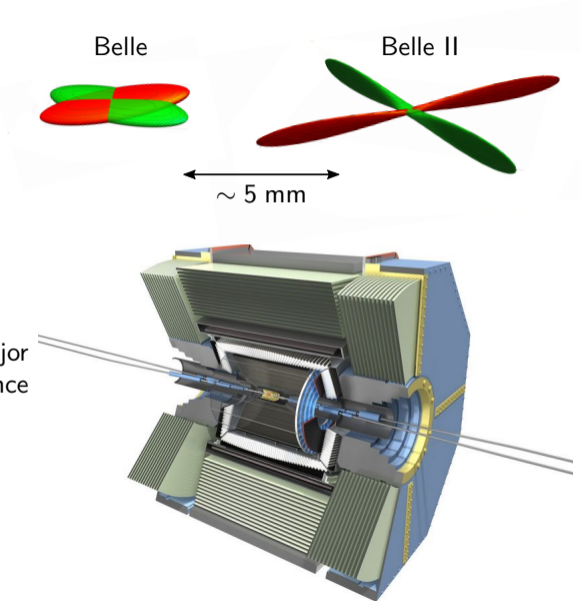
# Belle II and SuperKEK-B

SuperKEKB  $e^+e^-$  collider achieves higher instantaneous luminosity using so-called nano beam scheme.

- ▶ Goal:  $L = 6 \times 10^{35} \text{ cm}^{-2}\text{s}^{-1}$   
(30× Belle)
- ▶ Achieved:  $4.7 \times 10^{34} \text{ cm}^{-2}\text{s}^{-1}$   
(2× Belle)

**Belle II:** all sub-detectors underwent a major upgrade from Belle, improving performance in spite of higher beam background, e.g.:

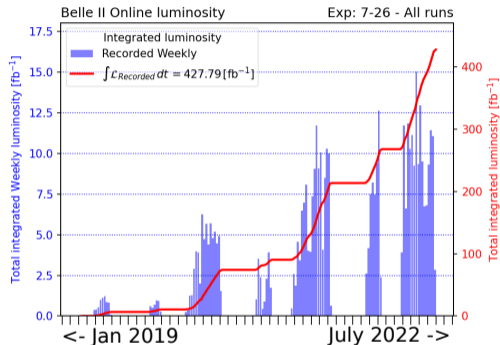
- ⇒ Enhanced  $K/\pi$  separation
- ⇒ Improved vertex resolution  
(more later...)



# Data taking status

- ▶  $360 \text{ fb}^{-1}$  on tape  $\sim 400 \text{ M } B\bar{B}$  pairs  
 $\sim$  Babar and 1/2 Belle
- ▶ Now in shutdown till  $\sim$ end 2023  
 $\Rightarrow$  machine improvements  
 $\Rightarrow$  installation of complete pixel detector

**Today:** results on  $190 \text{ fb}^{-1}$  of data or less

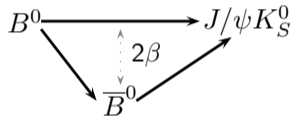




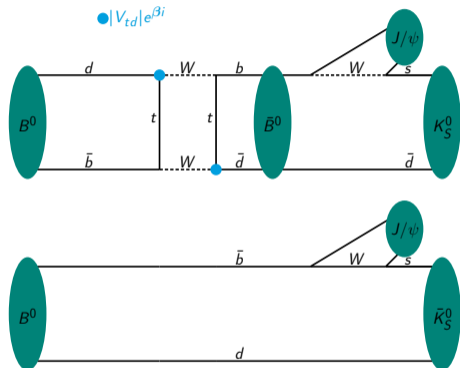
# CP-violation in interference between mixing and decay

$\beta \approx$  phase of  $V_{td}$

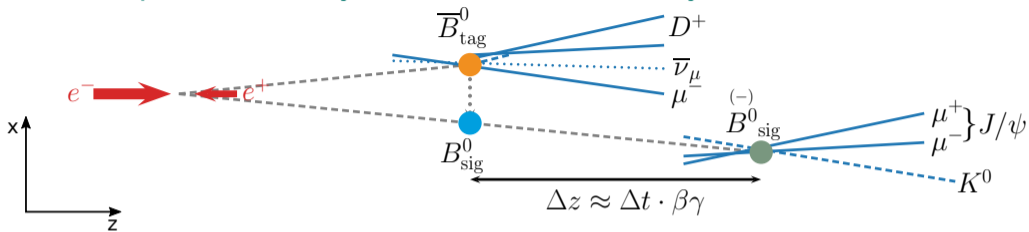
CP-violation occurs with  $B^0$  or  $\bar{B}^0$  decays to CP-eigenstates:



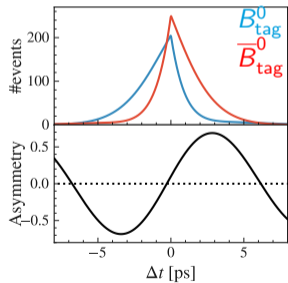
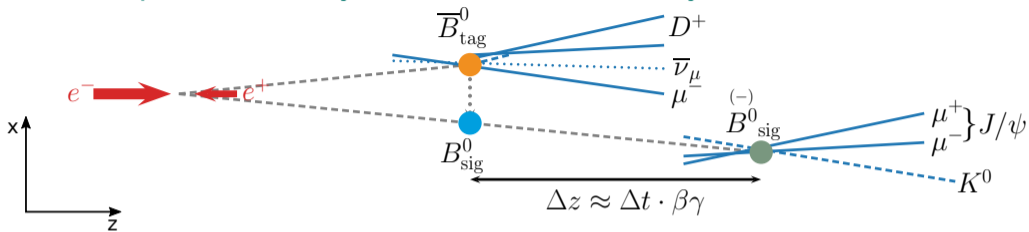
The decay  $B^0 \rightarrow J/\psi K_S^0$  allows to measure the CKM angle  $\beta$  with low uncertainty: golden mode at Belle II.



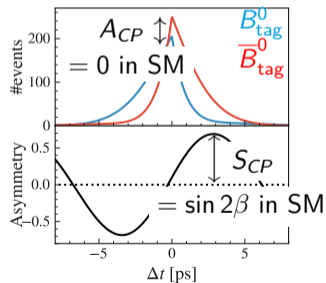
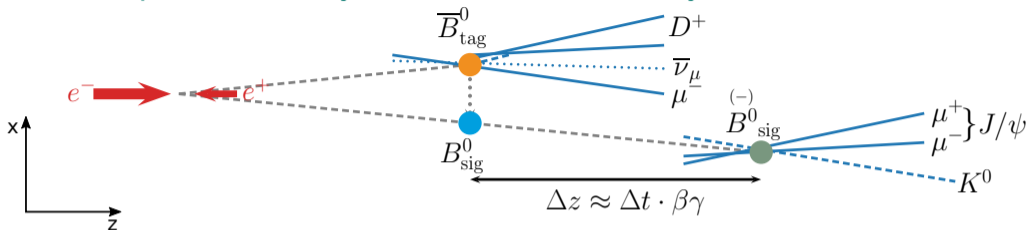
# Time-dependent analyses at Belle II: $CP$ -asymmetries



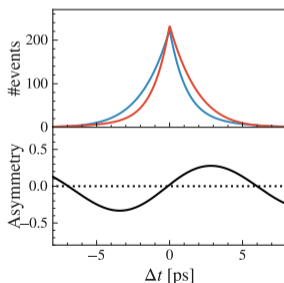
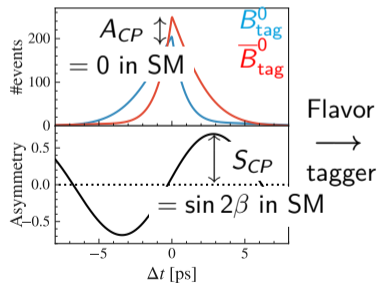
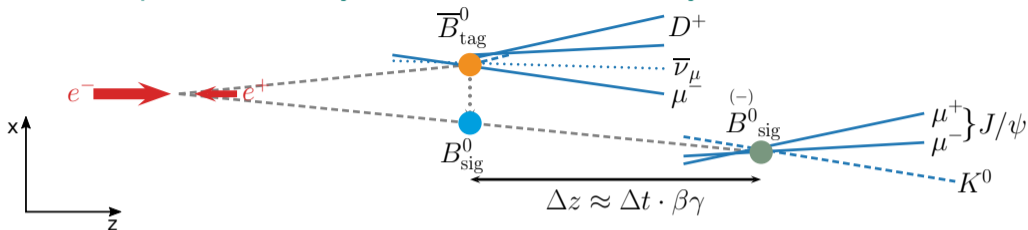
# Time-dependent analyses at Belle II: $CP$ -asymmetries



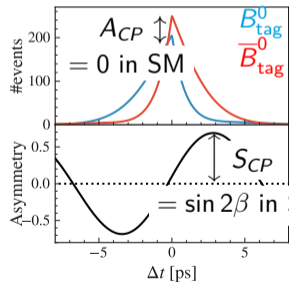
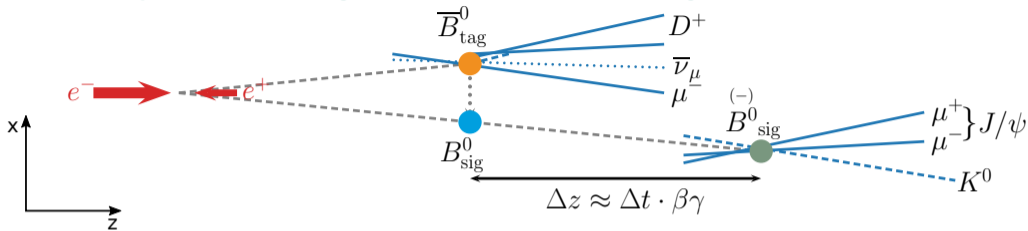
# Time-dependent analyses at Belle II: $CP$ -asymmetries



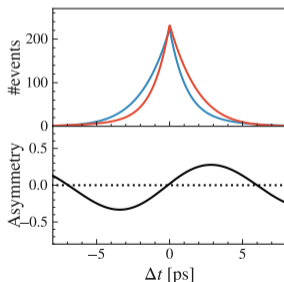
# Time-dependent analyses at Belle II: $CP$ -asymmetries



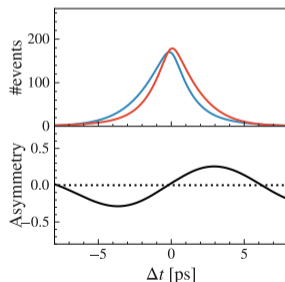
# Time-dependent analyses at Belle II: $CP$ -asymmetries



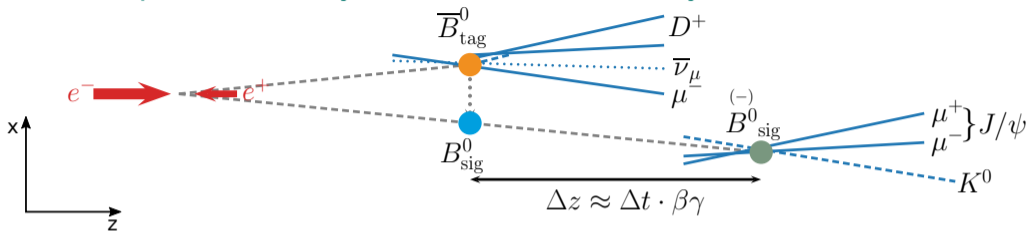
Flavor  
 $\longrightarrow$   
 tagger



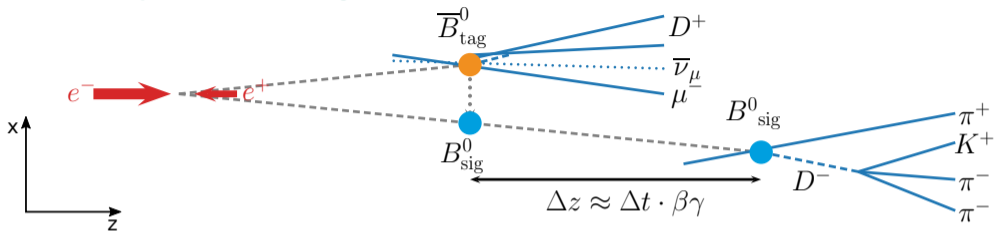
Vertex  
 $\longrightarrow$   
 reso.



# Time-dependent analyses at Belle II: $CP$ -asymmetries

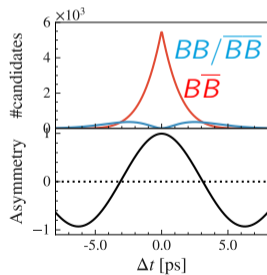
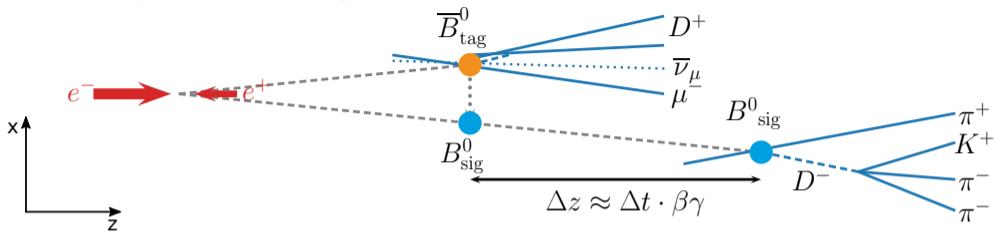


# Time-dependent analyses at Belle II: flavour oscillations

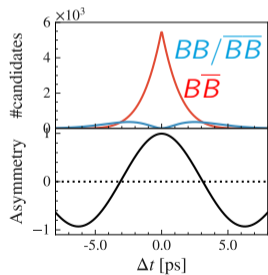
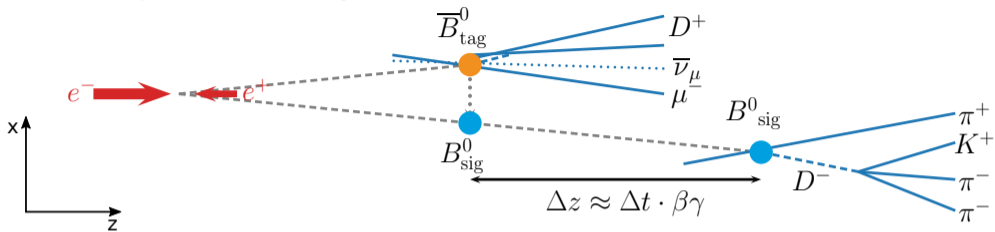




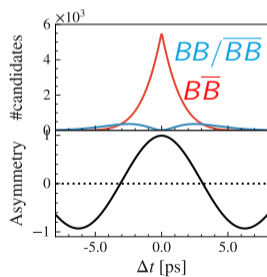
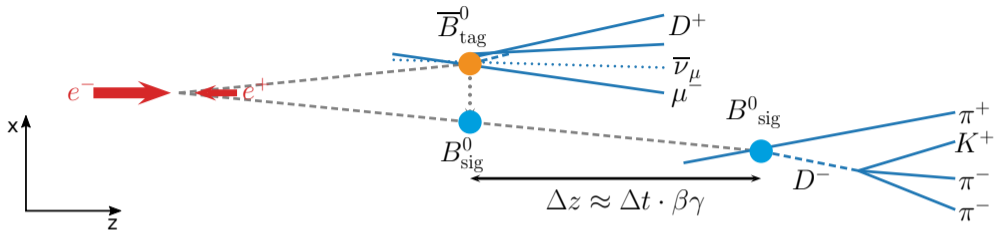
# Time-dependent analyses at Belle II: flavour oscillations



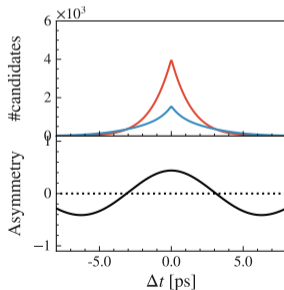
# Time-dependent analyses at Belle II: flavour oscillations



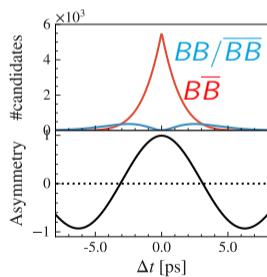
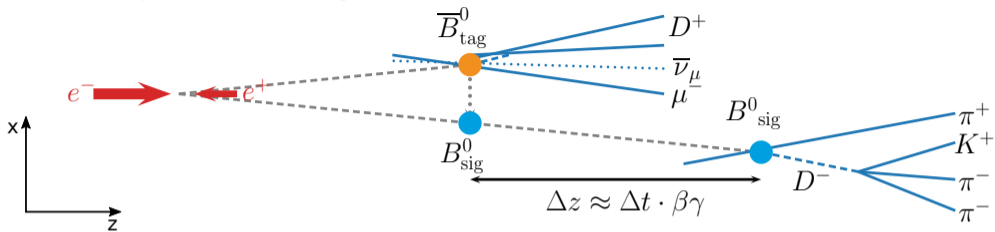
# Time-dependent analyses at Belle II: flavour oscillations



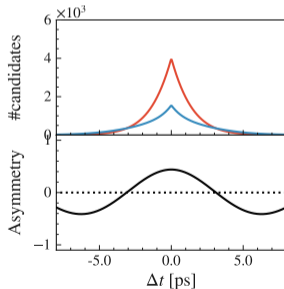
Flavor  
 $\rightarrow$   
 tagger



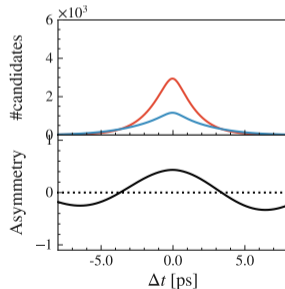
# Time-dependent analyses at Belle II: flavour oscillations



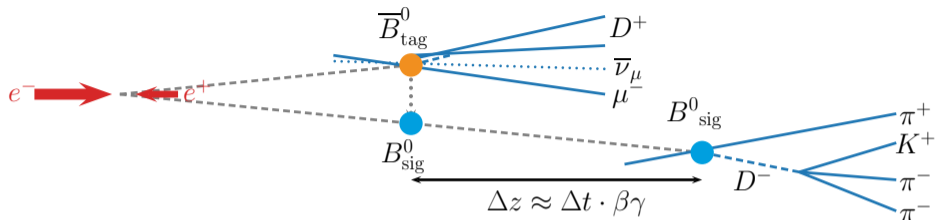
Flavor  
→  
tagger



Vertex  
→  
reso.




## Time-dependent analyses at Belle II: vertex resolution



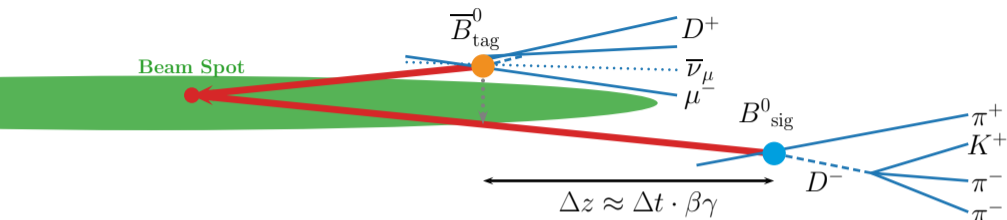
Time measurement is a fundamental ingredient!  
New beam scheme means reduced boost wrt Belle:

$$\beta\gamma = 0.43 \longrightarrow \beta\gamma = 0.29$$
$$\Delta z \approx 200 \mu\text{m} \longrightarrow \Delta z \approx 130 \mu\text{m}$$

$\Rightarrow$  added a pixel detector directly around the beam pipe  
(radius  $\approx 1.4$  cm) to recover precision on  $\Delta t$ .



# Time-dependent analyses at Belle II: vertex resolution




Time measurement is a fundamental ingredient!  
New beam scheme means reduced boost wrt Belle:

$$\beta\gamma = 0.43 \longrightarrow \beta\gamma = 0.29$$
$$\Delta z \approx 200 \mu\text{m} \longrightarrow \Delta z \approx 130 \mu\text{m}$$

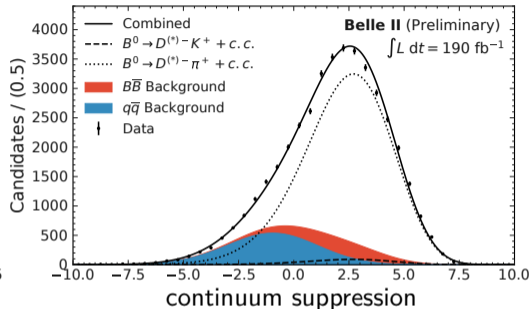
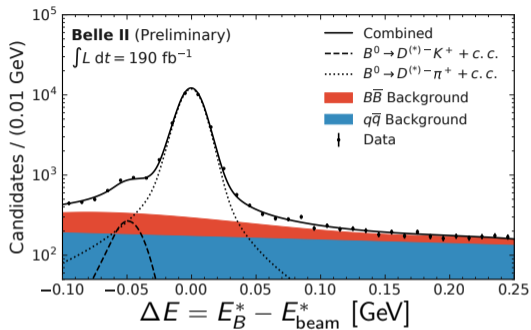
$\Rightarrow$  added a pixel detector directly around the beam pipe (radius  $\approx 1.4$  cm) to recover precision on  $\Delta t$ .

Use beam spot profile to increase precision on vertex fit

$\Rightarrow$  new beam scheme means smaller beam spot and stronger constraint



# Oscillation frequency measurement: background treatment



Use  $\sim 35k$  hadronic  $B^0 \rightarrow D^{(*)-}\pi^+/K^+$  decays in  $190 \text{ fb}^{-1}$  of data.

2 backgrounds:  $e^+e^- \rightarrow q\bar{q}$  and misreconstructed  $e^+e^- \rightarrow B\bar{B}$

1. Fit  $\Delta E$  and the classifier output based on event topology variables
2. Subtract backgrounds from sidebands (sWeights) to obtain background-free  $\Delta t$  distribution

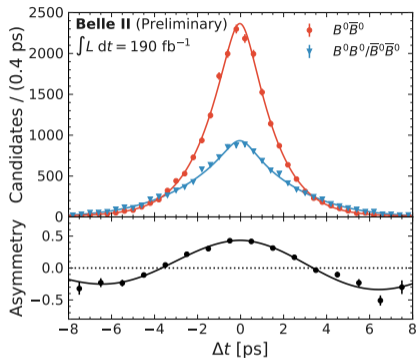
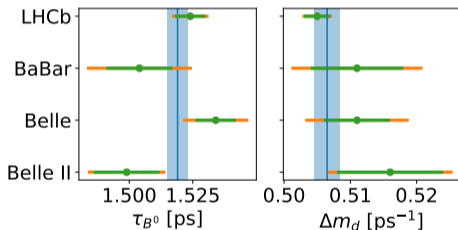
$\Rightarrow$  fit  $\Delta t$  distribution to extract  $\Delta m_d$  and  $\tau_{B^0}$

# Oscillation frequency measurement: result

$$\tau_{B^0} = 1.499 \pm 0.013 \text{ (stat.)} \pm 0.008 \text{ (syst.) ps}$$

$$\Delta m_d = 0.516 \pm 0.008 \text{ (stat.)} \pm 0.005 \text{ (syst.) ps}^{-1}$$

Comparison with world average:



Best determination of  $\Delta m_d$  from LHCb.

Milestone in Belle II program: not only an input to the CKM fit, but precise validation of the whole machinery for time-dependent measurements!



# Oscillation frequency measurement: detector response

## Tagging power:

$\epsilon_{\text{tag}} = 29.9 \pm 0.6\%$  ( $\sim 5\text{-}7\%$  at LHCb &  $29.8 \pm 0.4\%$  at Belle)

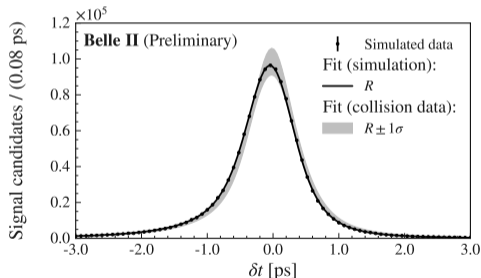
- ▶ Improvement already seen with new data processing:  $\epsilon_{\text{tag}} = 31.7 \pm 0.4\%$  (stat)
- ▶ Further improvement possible with improved PID & MVA techniques

## Resolution:

$\Delta t$  resolution model takes into account:

- ▶ Vertex resolution
- ▶ Smearing due to secondary  $D$  mesons in  $B_{\text{tag}}$  decay  $\Rightarrow$  yield main systematic
- $\Rightarrow$  similar resolution than Belle in spite of reduced boost

Good control of the detector's alignment yield a reasonably small systematic

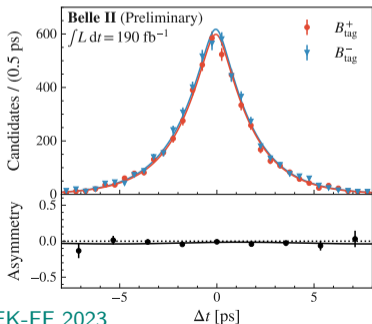
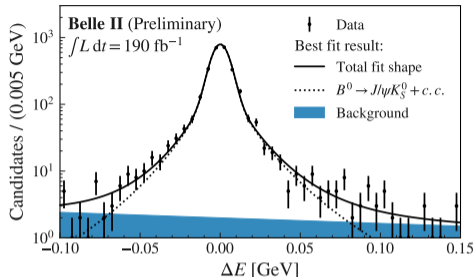


# Measurement of the CKM angle $\beta$

Machinery ready for measurement of  $\beta$

Reconstruct 2755  $B^0 \rightarrow J/\psi K_S$  with  $J/\psi \rightarrow ee$   
and  $J/\psi \rightarrow \mu\mu$

Sample 98.6% pure



Extra cross-checks: check measurements with  
 $B^+ \rightarrow J/\psi K^+$ , where no CPV is expected

$$S_{CP} = 0.016 \pm 0.029(\text{stat})$$

$$A_{CP} = 0.021 \pm 0.021(\text{stat})$$

# Measurement of the CKM angle $\beta$ : result

## First Belle II measurement of $\beta$ :

$$\sin 2\beta = S_{CP} = 0.720 \pm 0.062(\text{stat}) \pm 0.016(\text{syst})$$

$$A_{CP} = 0.094 \pm 0.044(\text{stat}) \begin{matrix} +0.042 \\ -0.017 \end{matrix}(\text{syst})$$

Corresponds to  $\beta = (23.0 \pm 2.6(\text{stat}) \pm 0.7(\text{syst}))^\circ$

World average (PDG):  $(21.9 \pm 0.7)^\circ$

## Belle ( $c\bar{c}K_S$ , $J/\psi K_L$ ):

$$S_{CP} = 0.667 \pm 0.023(\text{stat}) \pm 0.012(\text{syst})$$

$$A_{CP} = 0.006 \pm 0.016(\text{stat}) \pm 0.012(\text{syst})$$

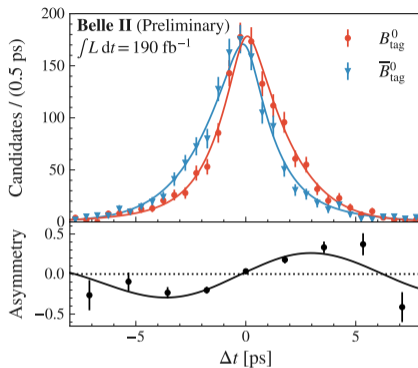
PRL108,171802(2012)

## LHCb ( $\psi(2S)K_S$ , $J/\psi K_S$ with 3/fb):

$$S_{CP} = 0.760 \pm 0.034(\text{stat} \oplus \text{syst})$$

$$A_{CP} = -0.017 \pm 0.029(\text{stat} \oplus \text{syst})$$

JHEP11(2017)170



# $\beta$ at Belle II: next steps


Updated measurement in preparation:

- ▶ Using all available data ( $2\times$  more)
- ▶ Using  $B^0 \rightarrow J/\psi K_L$  mode ( $2\times$  more)

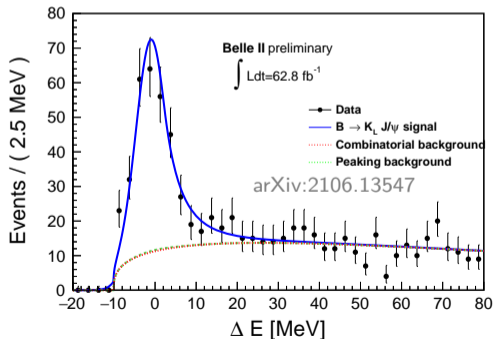
Belle II ability to detect  $B^0 \rightarrow J/\psi K_L$  already demonstrated.

Improve statistical power and reduces systematics related to CP violation in  $B_{\text{tag}}$  decays.

$\Rightarrow$  dominant systematic on  $A_{CP}$



$\mu$   $K_L$



# The future of $\beta$ at Belle II

Challenges to improve  $\beta$  measurement below  $0.5^\circ$  (with  $5 \text{ ab}^{-1}$ ):

## Vertex resolution:

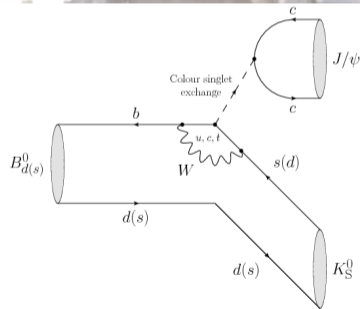

With increased beam background at high lumi, need to keep vertex resolution under control:

- ▶ No significant degradation seen so far
- ▶ Full 2 layer PXD detector will be installed in near future  $\Rightarrow$  no degradation of the resolution expected before  $\sim 2027$  (half design lumi)
- ▶ Further improvement envisaged in later future

## Penguin pollution:

- ▶ Penguin pollution: expected to be  $\mathcal{O}(1^\circ)$
- $\Rightarrow$  Can be controlled with penguin-enhanced modes:  $B_s \rightarrow J/\psi K_S^0$  (LHCb),  $B^0 \rightarrow J/\psi \pi^0$

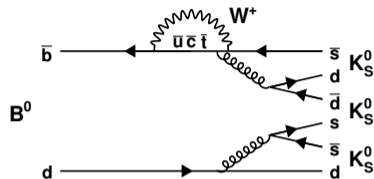
Synergy between theory/LHCb/Belle II needed!



# Time-dependent CPV with penguins: $B^0 \rightarrow K_S^0 K_S^0 K_S^0$

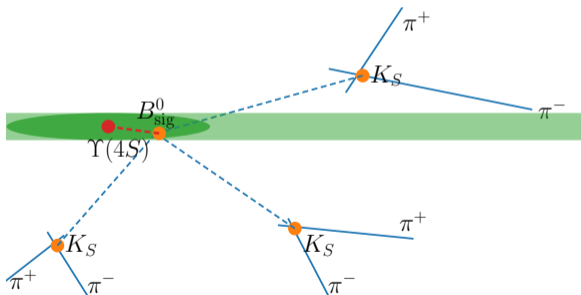
New Physics expected to have larger impact in these decays that are suppressed in the SM

Check if  $A_{CP}$  &  $S_{CP}$  deviate from SM expectation in modes with clean theory prediction



$$B^0 \rightarrow K_S^0 K_S^0 K_S^0:$$

- ▶ Gluonic penguin
- ▶ No track coming from signal  $B$
- ⇒ Challenging vertex reconstruction



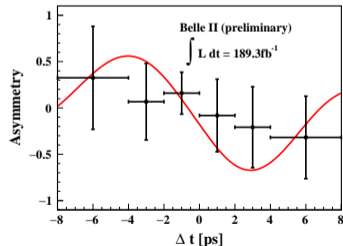
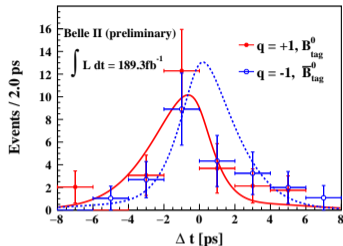
# $B^0 \rightarrow K_S^0 K_S^0 K_S^0$ : Belle II results and prospects

Reconstruct 102 signal events, half of which have vertex information (other half only used to get direct asymmetry)

$$S_{CP} = -1.86^{+0.91}_{-0.46}(\text{stat}) \pm 0.09(\text{syst})$$
$$A_{CP} = -0.22^{+0.30}_{-0.27}(\text{stat}) \pm 0.04(\text{syst})$$

Expectation:  $S_{CP} = -\sin 2\beta = -0.7$ ,  $A_{CP} = 0.0$   
Good proof of principle for TD analyses with neutrals.

Analysis with full data and improved  $K_S^0$  reco ongoing.  
Expected to reach similar precision as world's best result from Belle PRD103.032003 where 270 events are seen.



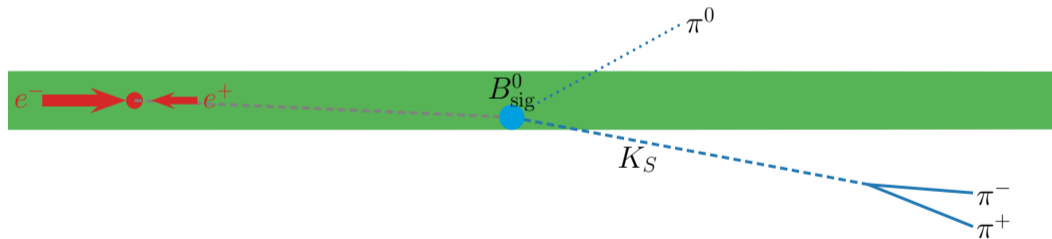
arXiv:2209.0954

## $B^0 \rightarrow K_S \pi^0$ and $K\pi$ puzzle

In SM,  $B^0 \rightarrow K_S \pi^0$  has  $S_{CP} \approx \sin 2\beta$  and  $A_{CP} \approx 0$  up to  $\mathcal{O}(0.1)$  corrections.

Also, isospin sum-rule precision limited by  $A_{CP}(B^0 \rightarrow K_S \pi^0)$ :

$$2A_{CP}^{K^0\pi^0} \frac{\mathcal{B}(K^0\pi^0)}{\mathcal{B}(K^+\pi^-)} - A_{CP}^{K^+\pi^-} - A_{CP}^{K^0\pi^+} \frac{\mathcal{B}(K^0\pi^+)}{\mathcal{B}(K^+\pi^-)} \frac{\tau_{B^0}}{\tau_{B^+}} + 2A_{CP}^{K^+\pi^0} \frac{\mathcal{B}(K^+\pi^0)}{\mathcal{B}(K^+\pi^-)} \frac{\tau_{B^0}}{\tau_{B^+}} \approx 0$$



Need good performance with neutrals and beam spot constraint.



# $B^0 \rightarrow K_S \pi^0$ : Belle II results and prospects

Use  $B^0 \rightarrow J/\psi(\mu^+ \mu^-) K_S$  to calibrate  $\Delta t$  shapes

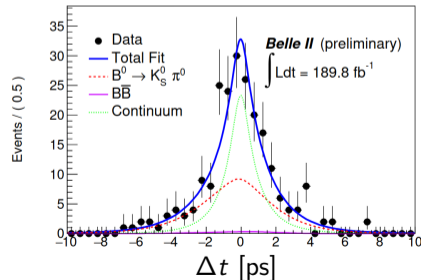
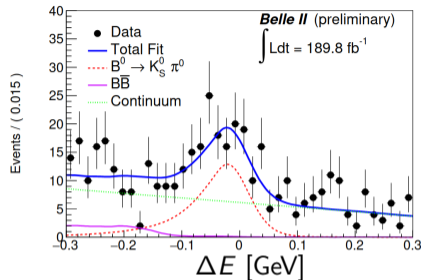
Constrain  $S_{CP}$  using previous measurements to maximise precision on  $A_{CP}$ .

**Result:**

$$A_{CP} = -0.41_{-0.32}^{+0.30} \text{ (stat.)} \pm 0.09 \text{ (syst.)}$$

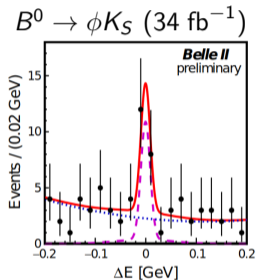
$$\mathcal{B} = (11.0 \pm 1.2 \text{ (stat.)} \pm 1.0 \text{ (syst.)}) \times 10^{-6}$$

Measurement using full 360/fb data in preparation.



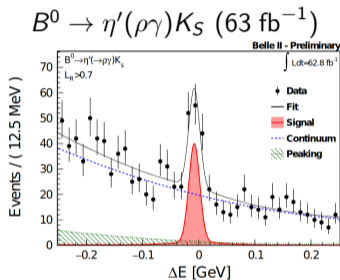
# TDCPV in penguins: prospects

Several TD analyses with penguin modes ongoing.  
BR measurements already performed with these modes:



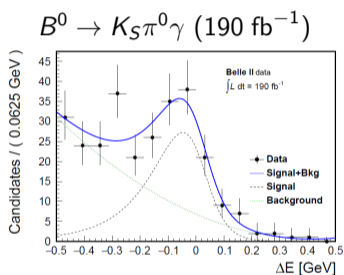
$$\mathcal{B} = (5.9 \pm 1.8 \pm 0.7) \times 10^{-6}$$

arXiv::2008.03873



$$\mathcal{B} = (59.9^{+5.8}_{-5.5} \pm 2.9) \times 10^{-6}$$

arXiv::2104.06224



$$\mathcal{B} = (7.3 \pm 1.8 \pm 1.0) \times 10^{-6}$$

arXiv::2206.08280

The time-dependent analyses profit from Belle II's clean environment and high flavour tagger performance.

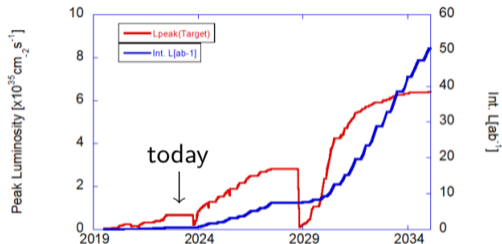
# Conclusions and outlook

Belle II detector performs nominally and entered the game of  $\beta/\phi_1$ -related measurement:

- ▶ First  $\beta$  measurement with  $B^0 \rightarrow J/\psi K_S$ ;
- ▶ Time-dependent analyses with penguins:  $B^0 \rightarrow K_S K_S K_S$  and  $B^0 \rightarrow K_S \pi^0$ .

It is just the very beginning!

- ▶ Have twice as much data on tape;
- ▶  $\mathcal{O}(100)\times$  more in a decade



The best is yet to come: many promising results with  $B$  factories unique capabilities, e.g. analyses with neutrals & very high flavour tagger efficiency.