

TDCPV and charmless B decays at Belle II

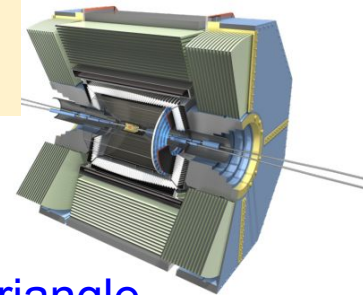
IPA2022, TU Wien, 06/09/2022

Stefano Lacaprara

for the Belle II collaboration

INFN Padova

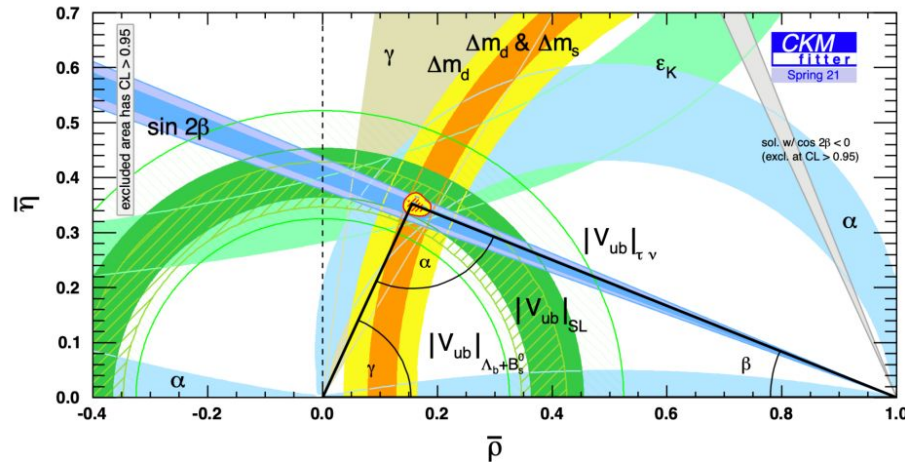
Motivation

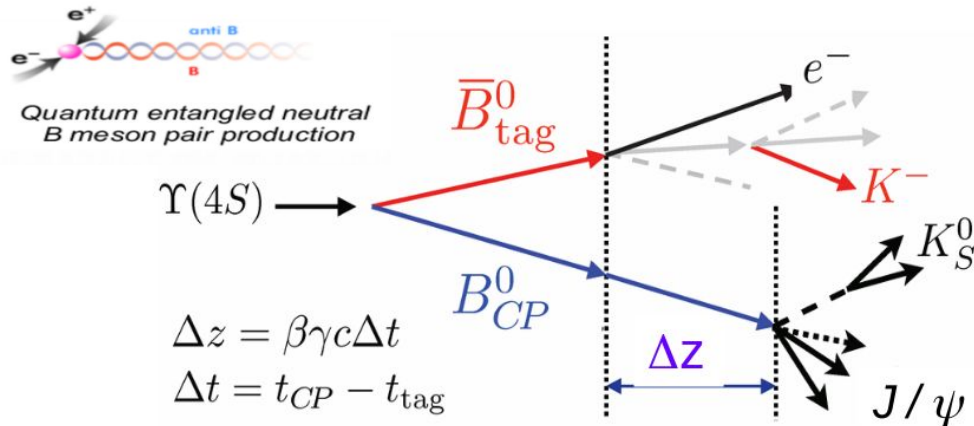


- Belle II experiment at SuperKEKB
 - Collected so far **424/fb**: today will show results based on **~190/fb @ $\Upsilon(4S)$**
- Will improve existing precision measurements on CKM Unitarity Triangle over constraining it, as well search for new physics
- Can access many modes unique to B factories
 - In particular modes with neutrals, π^0 , K_L , $\eta(\prime)$, ...
 - Constrained kinematics and low background environment wrt LHC

- This talk:

- Time dependent measurement
 - B^0 lifetime and mixing
 - ϕ_1/β
 - $B \rightarrow K_S K_S K_S, K_S \pi^0 \gamma$
- Charmless B decay
 - $K\pi$ puzzle: $B \rightarrow K_S \pi^0 / K^+ \pi^0$
 - ϕ_2/α : $B \rightarrow \pi^0 \pi^0, \rho\rho$





$\langle \Delta z \rangle \sim 130 \mu\text{m}$ at Belle II

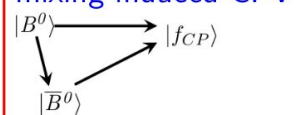
Flagship measurement of the B Factories, still very important at Belle II;

$$A_f(\Delta t) = \frac{\Gamma(\bar{B}^0(\Delta t) \rightarrow f) - \Gamma(B^0(\Delta t) \rightarrow f)}{\Gamma(\bar{B}^0(\Delta t) \rightarrow f) + \Gamma(B^0(\Delta t) \rightarrow f)}$$

$$= S_f \sin(\Delta m_B \Delta t) + A_f \cos(\Delta m_B \Delta t)$$

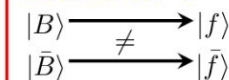
$$S_{CP} = \sin(2\phi_i^{eff})$$

mixing induced CPV



$$A_{CP} = -C_{CP}$$

Direct CPV



- B_{CP} fully reconstructed CP eigenstate
- B_{tag} vertex and flavour information
- Complex analysis, many key elements:
 - high signal efficiency
 - excellent vertex resolution $\sigma_z \sim 26/50 \mu\text{m}$ (signal/tag side)
 - high flavour tagging efficiency $\varepsilon = 30\%$

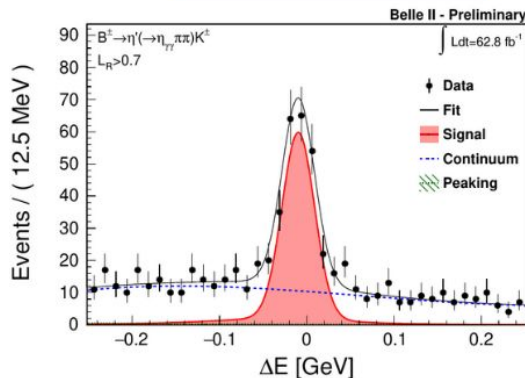
[More on Tadeas' talk later today]

[[Eur. Phys. J 82, 283 \(2022\)](#)]

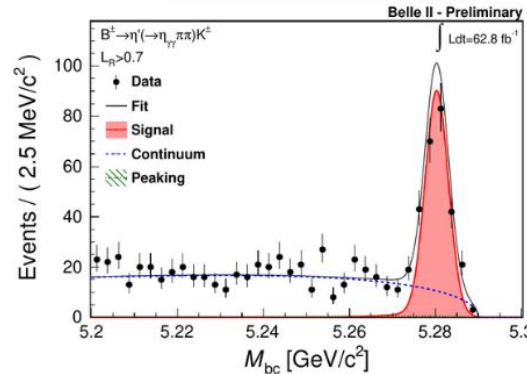
B-Factories variables

Two key variables discriminate against background for fully reconstructed (hadronic) final states:

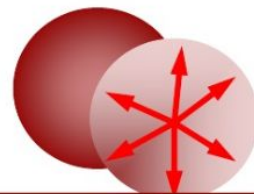
$$\Delta E = E_B^* - \frac{\sqrt{s}}{2}$$



$$M_{bc} = \sqrt{\frac{s}{4} - p_B^{*2}}$$



For many final states, the dominant source of background is the 'qq continuum', which is suppressed based on the different topology with respect to $B\bar{B}$ events:



Spherical BB events



Jet-like qq events

B⁰ lifetime and mixing frequency

- Key step toward time dependent CPV analysis
 - Develop and validate Δt resolution function
- Signal side: $B^0 \rightarrow D^{(*)} h^+$ ($h = \pi, K$)
- Tag side: assign flavour with Flavour Tagger

$$\mathcal{A}(\Delta t) = \frac{N_{B\bar{B}} - N_{BB, \bar{B}\bar{B}}}{N_{B\bar{B}} + N_{BB, \bar{B}\bar{B}}} = \cos(\Delta m_d \Delta t) (1 - 2w) \otimes R(\Delta t)$$

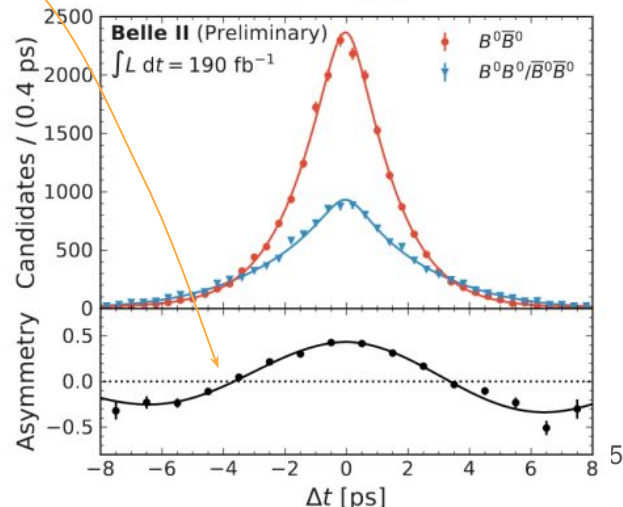
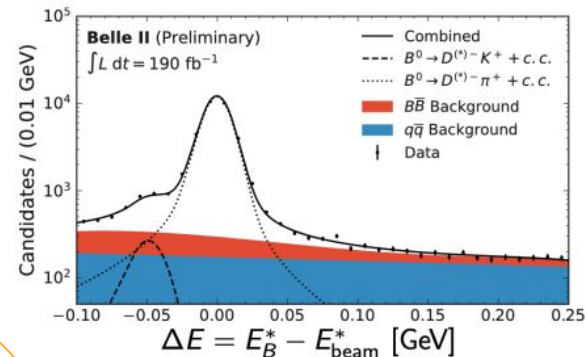
- Unbinned ML fit:
 - ΔE and continuum suppression BDT output
 - Use *sWeight* to get background subtracted Δt distribution
 - Fit τ_B and Δm_d

$$\tau_{B^0} = 1.499 \pm 0.013 \text{ (stat)} \pm 0.008 \text{ (syst)} \text{ ps,}$$
$$\Delta m_d = 0.516 \pm 0.008 \text{ (stat)} \pm 0.005 \text{ (syst)} \text{ ps}^{-1}$$

- Better syst than Belle/BaBar
- Hard to compete with LHCb

Good agreement with WA

Signal yield: 33317 ± 203



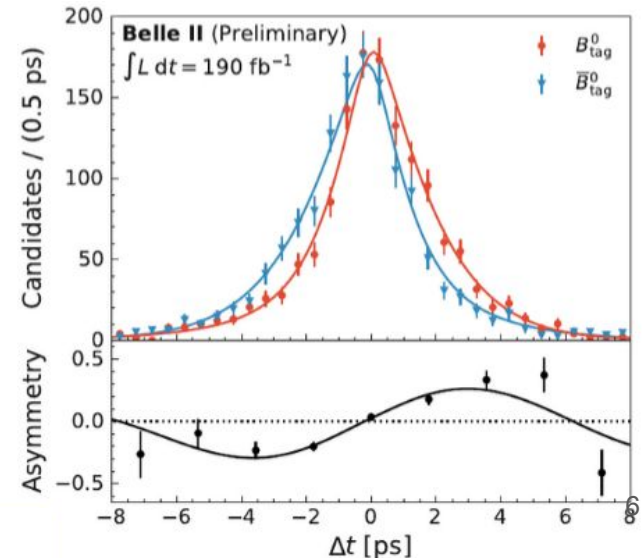
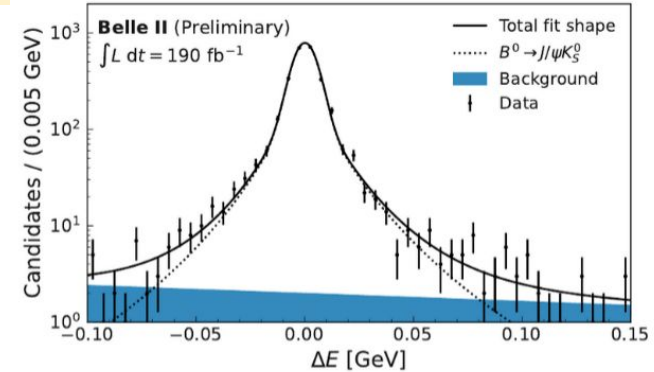
$\sin(2\phi_1/\beta)$ from $B \rightarrow J/\psi K_S$

- Golden channel, almost background free
 - Full TDCPV analysis
 - Using only K_S for the time being
 - K_L and other $c\bar{c}$ to be added
- Using resolution function developed for lifetime and mixing analysis
 - parameters from $B^0 \rightarrow D^{(*)} h^+$ modes
 - Validation on $B^+ \rightarrow J/\psi K^+$
- $S_{CP} = 0.720 \pm 0.062(\text{stat}) \pm 0.016(\text{syst})$
 $A_{CP} = 0.094 \pm 0.044(\text{stat}) \pm_{-0.017}^{+0.042}(\text{syst})$
- Main syst:
 - for S_{CP} from size of control samples
 - for A_{CP} from tag-side interference and charge asym

World average (K_S mode only):

$$S_{CP} = 0.695 \pm 0.019$$

$$A_{CP} = 0.000 \pm 0.020$$

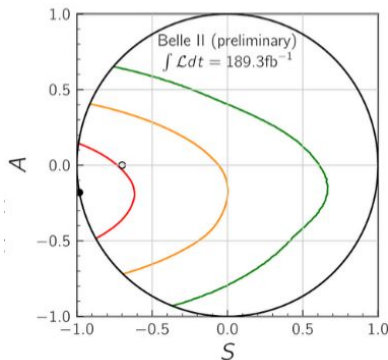


Time dependent $B \rightarrow K_S K_S K_S$

- $b \rightarrow s$ decay mediated by penguin loop, potentially sensitive to new physics
 - Very reliable theoretically
- B vertex challenging: no *prompt* tracks from B, but only reconstructed $K_S \rightarrow \pi^+ \pi^-$ extrapolated back;
 - For TD analysis (S_{CP}), using only candidates with enough hits on inner silicon vertex detector;
- Signal from 3-dimensional fit: M_{bc} , $M_{K_S K_S K_S}$, $BDT_{Cont.Supp.}$
- Signal yield = 53 ± 8

$$\mathcal{S} = -1.86^{+0.91}_{-0.46} \text{ (stat)} \pm 0.09 \text{ (syst)}$$

$$\mathcal{A} = -0.22^{+0.30}_{-0.27} \text{ (stat)} \pm 0.04 \text{ (syst)}$$

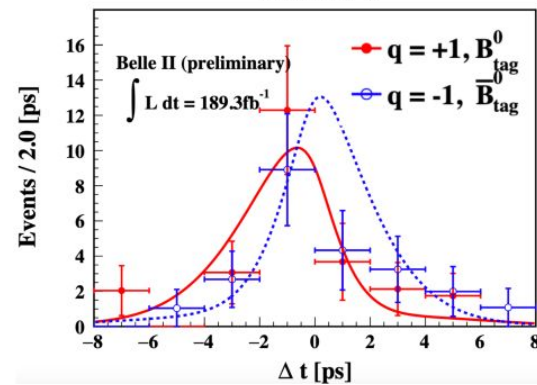
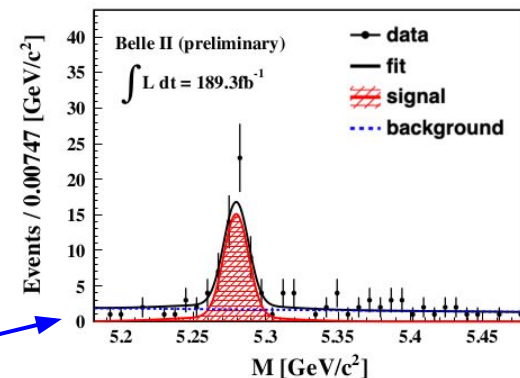


68.37%

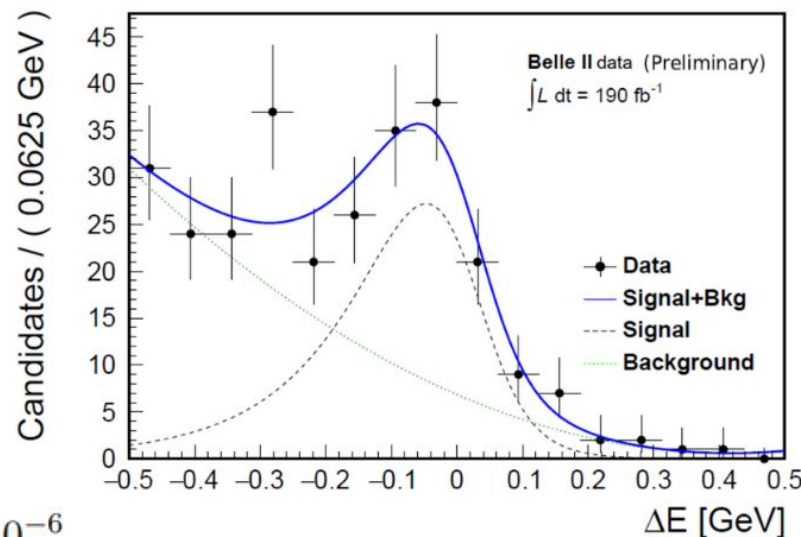
95.45%

99.73%

Conf regions
in physical space



- $B^0 \rightarrow K_S \pi^0 \gamma$ is expected to have small/none mixing induced CPV in SM
 - $b \rightarrow s \gamma_R$ is helicity suppressed (m_s/m_b) wrt $b \rightarrow s \gamma_L$
 - $B^0 \rightarrow s \gamma_L$ vs $B^0 \rightarrow \bar{B}^0 \rightarrow s \gamma_R$
- First measurement of BR
- Signal selection:
 - $1.4 < E(\gamma) < 4.0$ GeV
 - $M(K_S \pi^0) < 1.1$ GeV/c²
 - Dominated by K^{0*} (892)
- Fit ΔE to extract signal
- Results:
 - Yield: 121 ± 29 events



$$\mathcal{B}(B^0 \rightarrow K_S^0 \pi^0 \gamma) = (7.3 \pm 1.8 (\text{stat}) \pm 1.0 (\text{syst})) \times 10^{-6}$$

Full TDCPV analysis in progress

Time dependent $B \rightarrow K_S \pi^0$

arXiv:2206.07453



- Key ingredient of “ $K\pi$ ” puzzle
 - Large unexpected isospin violation in $B \rightarrow K\pi$

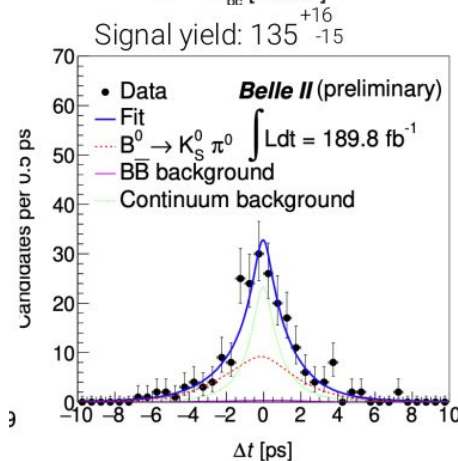
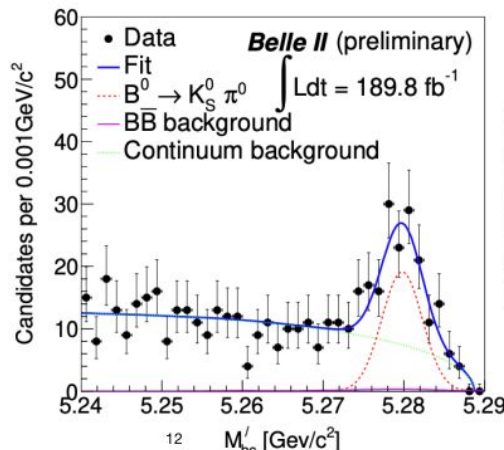
$$I_{K\pi} = \mathcal{A}_{K^+\pi^-}^{\text{CP}} + \mathcal{A}_{K^0\pi^+}^{\text{CP}} \frac{\mathcal{B}_{K^0\pi^+}}{\mathcal{B}_{K^+\pi^-}} \frac{\tau_{B^0}}{\tau_{B^+}} - 2\mathcal{A}_{K^+\pi^0}^{\text{CP}} \frac{\mathcal{B}_{K^+\pi^0}}{\mathcal{B}_{K^+\pi^-}} \frac{\tau_{B^0}}{\tau_{B^+}} - 2\mathcal{A}_{K^0\pi^0}^{\text{CP}} \frac{\mathcal{B}_{K^0\pi^0}}{\mathcal{B}_{K^+\pi^-}} \approx 0 \pm 0.01$$

- Uncertainty (10x) dominated by $\mathcal{A}_{\text{CP}}(K_S \pi^0)$: accessible only to Belle II
- Key challenge is signal decay vertex, from $K_S \rightarrow \pi^+ \pi^-$ and IP constraint
 - Control channel $B \rightarrow J/\psi K_S$, with J/ψ excluded for vertexing
- 4D fit: M_{bc}' , ΔE , Δt , BDT_{Cont.Supp.}

$$\mathcal{A}_{\text{CP}} = -0.41^{+0.30}_{-0.32} \text{ (stat.)} \pm 0.09 \text{ (syst.)}$$

$$B = (11.0 \pm 1.2 \text{ (stat.)} \pm 1.0 \text{ (syst.)}) \times 10^{-6}$$

- $B^0 \rightarrow K^+ \pi^-$, $B^+ \rightarrow K_S^0 \pi^+$ [arXiv:2106.03766](https://arxiv.org/abs/2106.03766); $B^+ \rightarrow K^+ \pi^0$ (later)

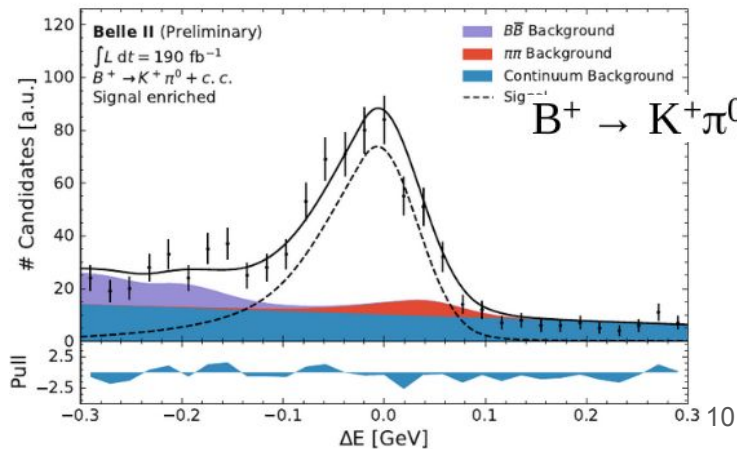
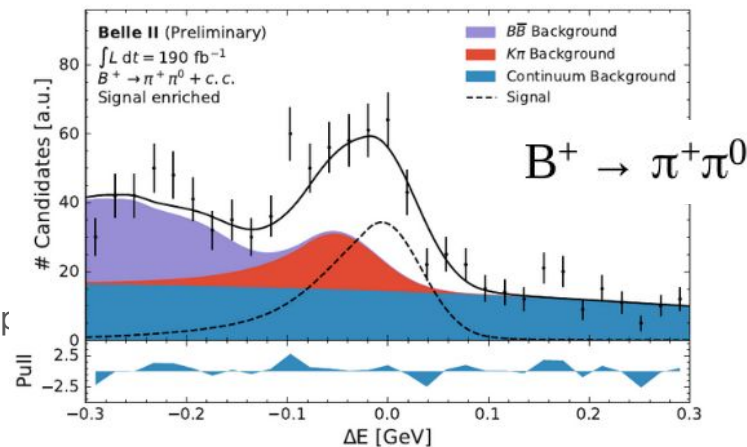


$B^+ \rightarrow K^+ \pi^0 / \pi^+ \pi^0$

- $B^+ \rightarrow K^+ \pi^0$ enters in “ $K\pi$ ” puzzle
- Using common selection for both channels
 - Enhance pion and kaon final state
 - Background from continuum $q\bar{q}$ reduced with MVA
- BR and A^{CP} from 3D fit on M_{bc} , ΔE , $BDT_{Cont.Supp}$
 - Simultaneous fit to both samples
 - $D^+ \rightarrow K_s \pi^+$ and $D^0 \rightarrow K^- \pi^+$ for detector asymmetries
- Results:

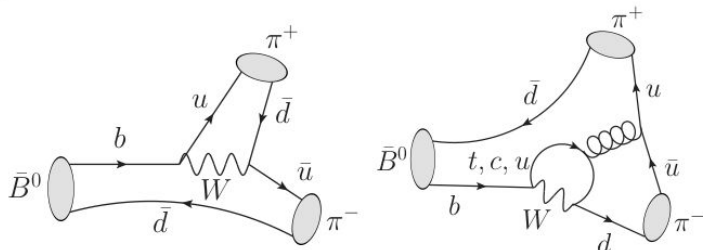
$$\begin{aligned} \mathcal{B}(\pi^+ \pi^0) &= (6.1 \pm 0.5 \pm 0.5) \times 10^{-6} \\ \mathcal{B}(K^+ \pi^0) &= (14.3 \pm 0.7 \pm 0.8) \times 10^{-6} \\ \mathcal{A}^{CP}(\pi^+ \pi^0) &= -0.09 \pm 0.09 \pm 0.02 \\ \mathcal{A}^{CP}(K^+ \pi^0) &= 0.01 \pm 0.05 \pm 0.01 \end{aligned}$$

$$\text{WA: } \mathcal{A}_{K^+ \pi^0}^{CP} = 0.030 \pm 0.013, \mathcal{A}_{\pi^+ \pi^0}^{CP} = 0.03 \pm 0.04$$



Measurement of ϕ_2/α

Two amplitudes of comparable size with different weak phase:



Penguin in $B^0 \rightarrow \pi^+ \pi^-, \pi^0 \pi^0$, but not in $B^\pm \rightarrow \pi^\pm \pi^0$

$$\phi_2 = (\overline{A}^{+0}, A^{+0}), \phi_2^{eff} = (\overline{A}^{+-}, A^{+-})$$

Isospin analysis ^[Gronau-London PRL, 64 3381 (1990)]: constraints

B^0 and B^\pm amplitudes:

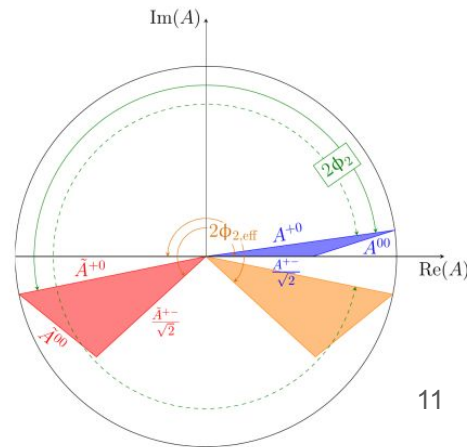
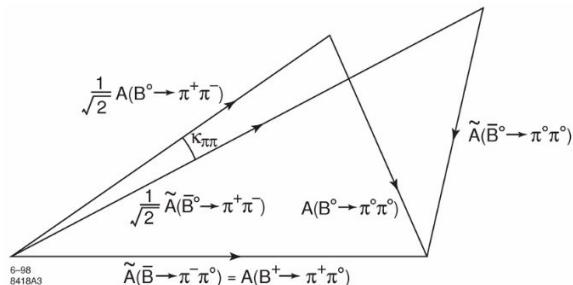
$$A^{+0} = A^{+-} / \sqrt{2} + A^{00}$$

$$\overline{A}^{+0} = \overline{A}^{+-} / \sqrt{2} + \overline{A}^{00}$$

$$|A^{+0}| = |\overline{A}^{+0}|$$

Similar for $B \rightarrow \rho\rho$

- Need all branching fractions;
- Direct CP asymmetries: C^{+-}, C^{00} ;
- TD CP asymmetries: S^{+-}, S^{00} ;
 - S^{00} reduces folding ambiguities
- Belle II will be able to measure all these observables
 - Final sensitivity $\sim 1^\circ$



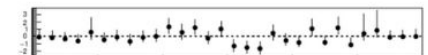
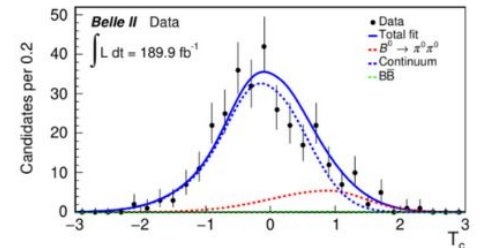
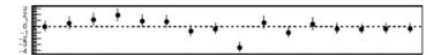
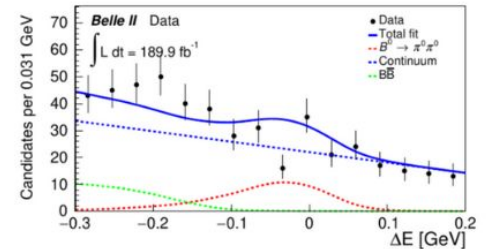
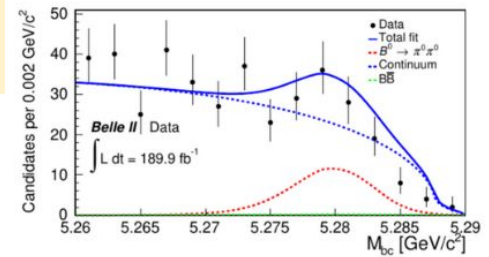
$B^0 \rightarrow \pi^0 \pi^0$

- Most challenging $\pi\pi$ mode, very hard for LHCb
- Fake photons background reduced with multivariate algorithm for $\pi^0 \rightarrow \gamma\gamma$ purity
- Control channel: $B^0 \rightarrow D^0(K^+ \pi^- \pi^0) \pi^0$
- Using Flavour Tagger to get direct CP asymmetry
- Results:
 - N Yield: 93 ± 18

$$\mathcal{A}^{\text{CP}} = 0.14 \pm 0.46 \text{ (stat)} \pm 0.07 \text{ (syst)}$$
$$\mathcal{B} = (1.27 \pm 0.25 \text{ (stat)} \pm 0.17 \text{ (syst)}) \cdot 10^{-6}$$

WA: $\mathcal{A}^{\text{CP}} = 0.33 \pm 0.22$, $\mathcal{B} = (1.59 \pm 0.26) \cdot 10^{-6}$

- Competitive with Belle with $\frac{1}{3}$ of dataset



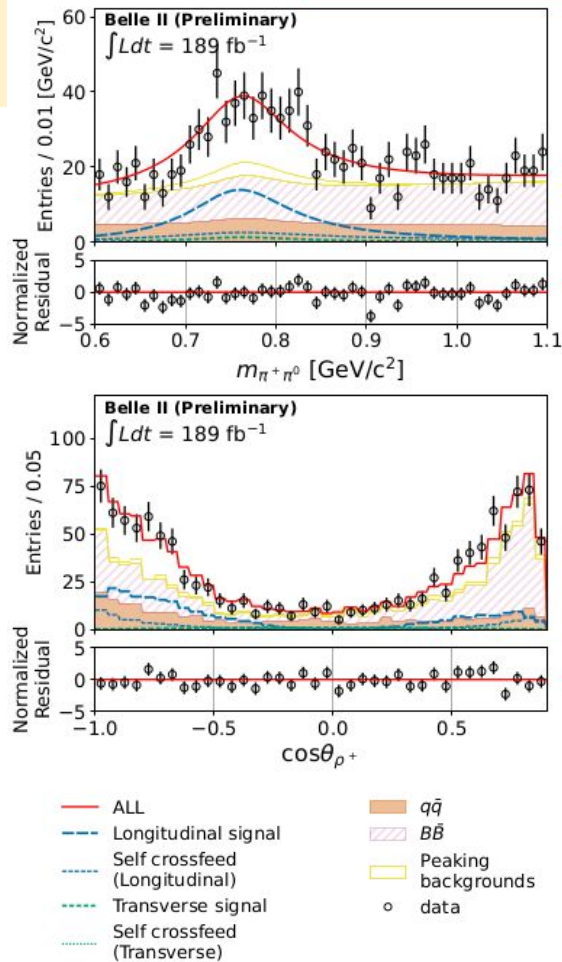
$B^0 \rightarrow \rho^+ \rho^-$

- Broad resonances of vector mesons, π^0 in final state
- CP analysis requires measurement of longitudinal polarization
- Angular analysis using helicity angles of ρ 's
- Fit 6D: ΔE , $2 \cdot M(\pi\pi)$, $2 \cdot$ helicity angles, BDT_{cont.sup.}
- Results:

○ $N(\text{long.}) = 235^{+24}_{-23}$, $N(\text{trans.}) = 21^{+19}_{-17}$

$$\mathcal{B} = (2.67 \pm 0.28 \text{ (stat)} \pm 0.28 \text{ (syst)}) \cdot 10^{-5}$$
$$f_L = 0.956 \pm 0.035 \text{ (stat)} \pm 0.033 \text{ (syst)}$$

WA: $\mathcal{B} = (2.77 \pm 0.19) \cdot 10^{-5}$

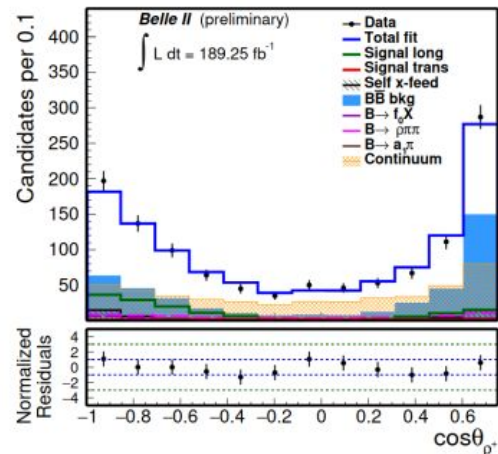
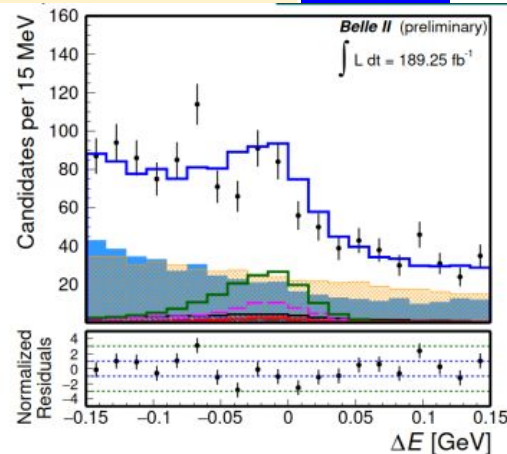


$B^+ \rightarrow \rho^+ \rho^0$

- Similar to $B^0 \rightarrow \rho^+ \rho^-$
- 6D fit: ΔE , BDT, $2 \cdot M(\pi\pi)$, $2 \cdot$ helicity angles
 - Template fit w/ correlation
- Results:
 - $N(\text{sig}) = 345 \pm 31$

$$\mathcal{A}^{\text{CP}} = -0.069 \pm 0.068 \text{ (stat)} \pm 0.060 \text{ (syst)}$$
$$\mathcal{B} = (23.2^{+2.2}_{-2.1} \text{ (stat)} \pm 2.7 \text{ (syst)}) \cdot 10^{-6}$$
$$f_L = 0.943^{+0.035}_{-0.033} \text{ (stat)} \pm 0.027 \text{ (syst)}$$

WA: $\mathcal{A}^{\text{CP}} = -0.05 \pm 0.05, \mathcal{B} = (24.0 \pm 1.9) \cdot 10^{-6}$



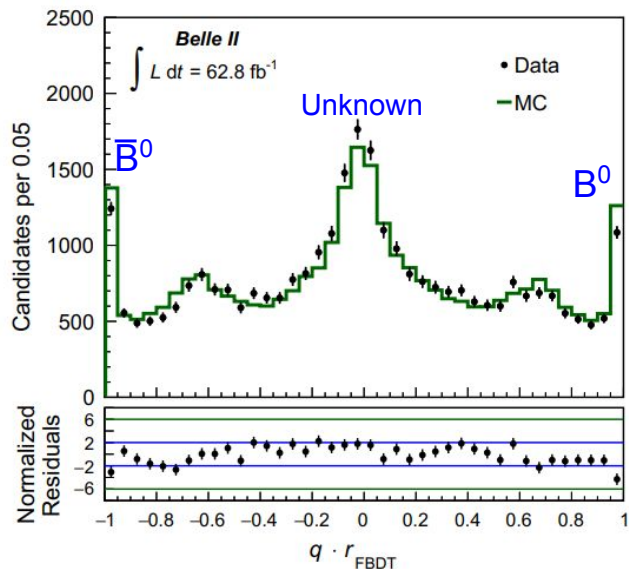
- Several TDCPV and charmless analysis using a dataset of $\sim 190/\text{fb}$ collected at Belle II presented;
- Complex analyses with many inputs:
 - tracking, neutral reconstruction, K_s , vertexing, Δt resolution modelling, flavour tagging, complex fit, etc
- Belle II has now a dataset comparable to that of BaBar which allows for more and more precise measurements

- A.Schwartz
 - B factory achievements, early Belle II results and outlookEarlier today
- J. Dingfelder
 - Status and prospects for flavour anomalies at Belle IIEarlier today
- S.Lacaprara
 - This talkNow
- T.Bilka
 - Early charm physics results from Belle II and prospectsLater today
- A.Basith (Belle)
 - Exotic quarkonium results at BelleLater today
- A.Boschetti
 - Status and prospects for quarkonium at Belle IILater today
- S.Banerjee (Belle)
 - Tau physics results at BelleThursday
- A.Martini
 - Tau physics programme at Belle IIThursday
- L.Corona
 - Dark sector searches at Belle II and other e+e- collidersFriday

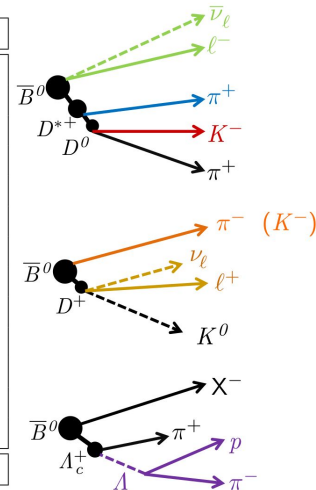
Backup



- Used to determine the quark-flavour of B_{tag}
- Many different final states considered, combined with two layers of MVA discriminators.
 - Developed also a **Deep Neural Network** with similar performance



Categories	Targets
Electron	e^-
Intermediate Electron	e^+
Muon	μ^-
Intermediate Muon	μ^+
KinLepton	e^-
Intermediate KinLepton	ℓ^+
Kaon	K^-
KaonPion	K^-, π^+
SlowPion	π^+
FastHadron	π^-, K^-
MaximumP	ℓ^-, π^-
FSC	ℓ^-, π^+
Lambda	Λ
Total= 13	



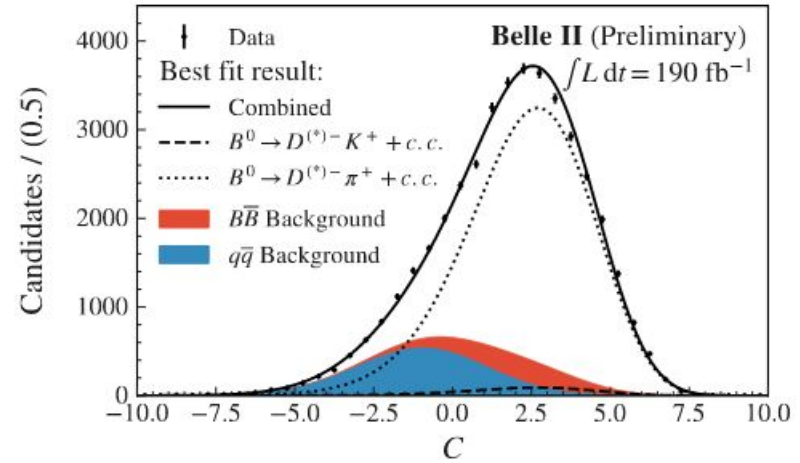
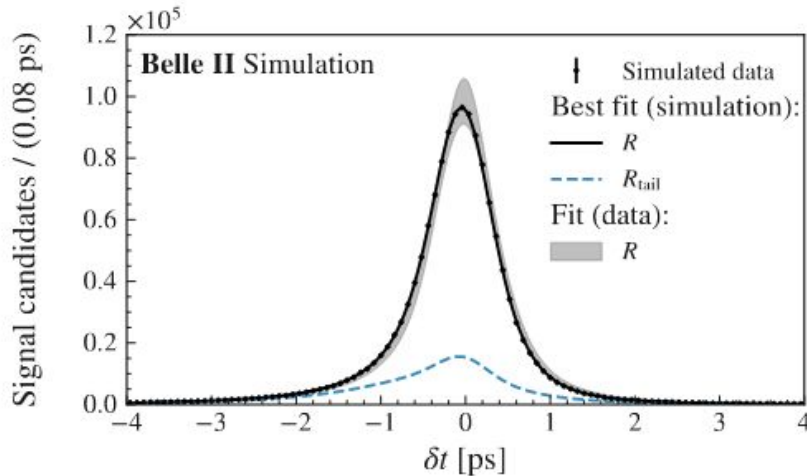
Performance measured on data using $B^0 \rightarrow D^{(*)} h^+$ decays

- Effective efficiency:

$$\begin{aligned} \epsilon_{eff} &= \sum_i \epsilon_i (1 - 2w_i)^2 \\ &= (30.0 \pm 1.2 \pm 0.4)\% \end{aligned}$$

B0 lifetime and mixing

$$P(\Delta t, \bar{t}, q, r | \tau_{B^0}, \Delta m_d) = \frac{e^{-2\bar{t}/\tau_{B^0}}}{\tau_{B^0}^2} \times \{1 + q[1 - 2w(r)] \cos(\Delta m_d \Delta t \frac{\hbar}{c^2})\},$$



$$R(\delta t | \sigma_{\Delta t}) = f_G G(\delta t | \sigma_{\Delta t}) + f_{\text{tail}} R_{\text{tail}}(\delta t | \sigma_{\Delta t}) + f_0 G_0(\delta t),$$

$\sin 2\phi_1$ validation on B^+

Exercise and validate procedure on $B^+ \rightarrow J/\psi K^+$ decays

- 1- $B^+ \rightarrow D^0 \pi^+$ events from lifetime and mixing measurement used as calibration
- 2- ΔE distribution of signal events fitted and background subtracted
- 3- time-dependent fit on signal events performed with all flavor tagger and resolution function parameters fixed from step 1

Cross-checks with $B^+ \rightarrow J/\psi K^+$. Calibration done with $B^+ \rightarrow D^0 \pi^+$:

$$S^{B^+_{CP}} = 0.016 \pm 0.029$$

$$A^{B^+_{CP}} = 0.021 \pm 0.021$$

Null asymmetries as expected - the analysis is ready

Signal yield: 10028 ± 105

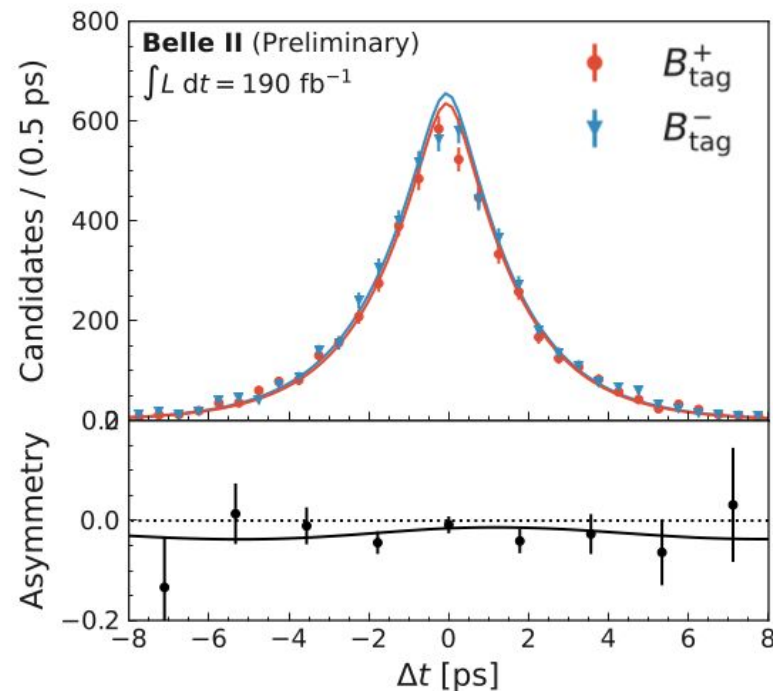


TABLE I. Systematic uncertainties.

Source	τ_{B^0} [ps]	Δm_d [$\text{ps}^{-1} \hbar/c^2$]
Fixed Response-Function Parameters	0.006	0.003
Detector Alignment	0.003	0.002
Multiple-Candidate Inclusion	0.002	0.001
Interaction-Region Precision	0.002	0.001
C -Distribution Modeling	—	0.001
Analysis Bias	0.000	0.001
$\sigma_{\Delta t}$ -Distribution Modeling	0.001	0.001
Total Systematic Uncertainty	0.008	0.005
Statistical Uncertainty	0.013	0.008

$\sin 2\phi_1$ results systematics

Source	$\sigma(S_{CP})$	$\sigma(A_{CP})$
Statistical	0.0622	0.0439
$B^0 \rightarrow D^{(*)-} \pi^+$ sample size	0.0111	0.0093
Analysis bias	0.0080	0.0020
Signal charge asymmetry	0.0027	0.0126
$w_6^+ = 0$ limit	0.0014	0.0001
Resolution function parametrization	0.0039	0.0008
$\tau_{B^0}, \Delta m_d$	0.0007	0.0002
Alignment	0.0020	0.0042
Beam spot	0.0024	0.0020
Momentum scale	0.0005	0.0013
$\sigma_{\Delta t}$ binning	0.0050	0.0051
Multiple candidates	0.0005	0.0008
Tag-side interference	0.0020	+0.0380 -0.000
Total systematic	0.0159	+0.0418 -0.0173

Test of the Isospin Sum Rule ($K\pi$ Puzzle)

$K\pi$ puzzle

- Isospin relations suggest $\mathcal{A}_{K^+\pi^-} = \mathcal{A}_{K^+\pi^0}$ while the WAs show an 8σ discrepancy \rightarrow called $K\pi$ puzzle.

Isospin sum rule

- The naïve suggestion is modified by an accurate study based on the SM to an identity comprised of all $K\pi$ combinations for $\mathcal{A}_{K\pi}$ and $Br_{K\pi}$.

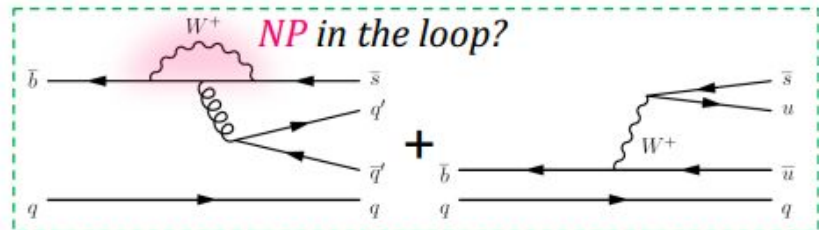
$$\mathcal{A}_{K^+\pi^-} Br(K^+\pi^-) \tau_{B^+} + \mathcal{A}_{K^0\pi^+} Br(K^0\pi^+) \tau_{B^0} = 2\mathcal{A}_{K^+\pi^0} Br(K^+\pi^0) \tau_{B^0} + 2\mathcal{A}_{K^0\pi^0} Br(K^0\pi^0) \tau_{B^+}$$

- $\mathcal{A}_{K^0\pi^0}$ dominates the ambiguity of the test. The WAs expects $\mathcal{A}_{K^0\pi^0} = -0.138 \pm 0.025$ while Belle and BaBar only find $\mathcal{A}_{K^0\pi^0} = 0.01 \pm 0.10$.

$$\mathcal{A}_{K^+\pi^-}^{\text{HFLAV}} = -0.0836 \pm 0.0032$$

$$\mathcal{A}_{K^+\pi^0}^{\text{HFLAV}} = +0.029 \pm 0.012$$

HFLAV 2022



Previous Belle II results based on 62.8 fb^{-1}
(arXiv:2106.03766, arXiv:2105.04111,
arXiv:2104.14871)

Mode	Br [10^{-6}]	\mathcal{A}_{hh}
$K^+\pi^-$	$18.0 \pm 0.9 \pm 0.9$	$-0.16 \pm 0.05 \pm 0.01$
$K^0\pi^+$	$21.4_{-2.2}^{+2.3} \pm 1.6$	$-0.01 \pm 0.08 \pm 0.05$
$K^+\pi^0$	$5.5_{-0.9}^{+1.0} \pm 0.7$	$-0.09 \pm 0.09 \pm 0.03$
$K^0\pi^0$	$8.5_{-1.6}^{+1.7} \pm 1.2$	$-0.40_{-0.44}^{+0.46} \pm 0.04$

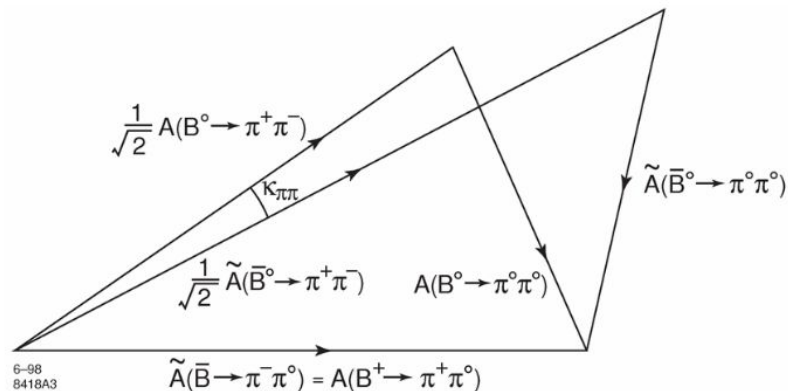
- The measurement of ϕ_2 from $B \rightarrow \pi\pi$ (or $B \rightarrow \rho\rho$) final states comes from an isospin analysis:

The following equalities hold:

$$\frac{1}{\sqrt{2}}A^{+-} + A^{00} = A^{+0}$$

$$\frac{1}{\sqrt{2}}\tilde{A}^{+-} + \tilde{A}^{00} = \tilde{A}^{+0}$$

$$A^{+0} = \tilde{A}^{+0}$$



- Observables (for e.g. $B \rightarrow \pi\pi$):
 - branching fractions of: $B^0 \rightarrow \pi^+\pi^0, \pi^+\pi^-, \pi^0\pi^0$;
 - direct (time-independent) CP asymmetries: C^+, C^{00} ;
 - time-dependent CP asymmetries: S^+, S^{00} .
- Belle II will be able to measure all these observables;
- We expect to push the sensitivity to α to $\sim 1^\circ$.

M. Gronau and D. London,
PRL 65 (1990), 3381

$B \rightarrow K_S \pi^0$ systematics



Source	$\delta\mathcal{B}$ (%)	$\delta\mathcal{A}_{CP}$
Tracking efficiency	0.6	–
K_S^0 reconstruction efficiency	4.2	–
π^0 reconstruction efficiency	7.5	–
Continuum suppression efficiency	1.6	–
Number of $B\bar{B}$ pairs	3.2	–
Flavor tagging	–	0.040
Resolution function	–	0.050
External inputs	0.4	0.021
$B\bar{B}$ background asymmetry	–	0.002
Signal modelling	1.0	0.015
Background modelling	0.9	0.004
Possible fit bias	2.0	0.010
Tag-side interference	–	0.038
Total	9.6	0.086

B \rightarrow K/ π^+ π^0 systematics



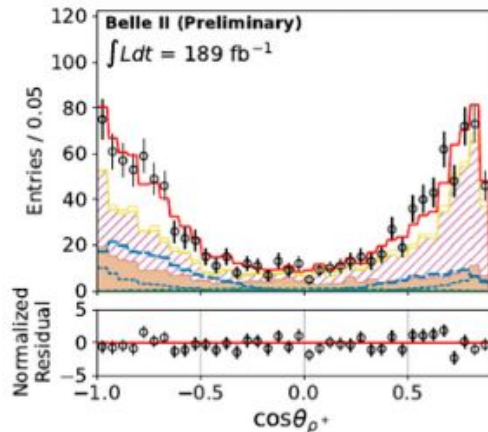
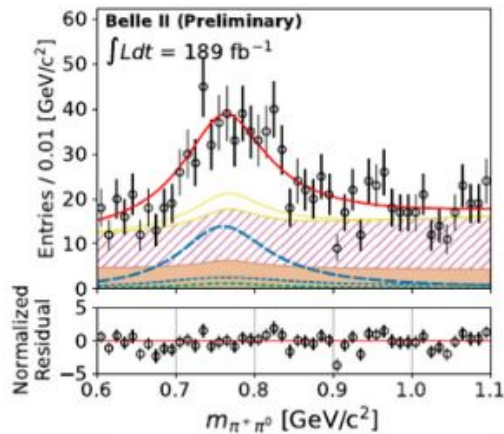
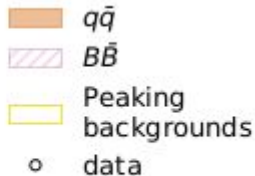

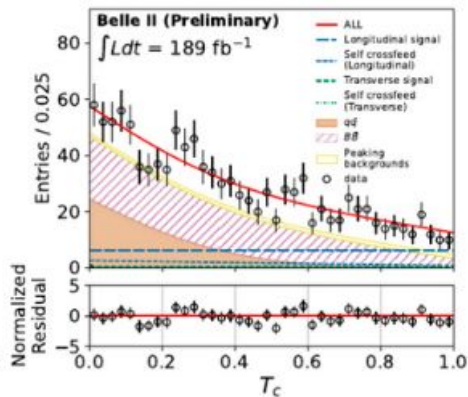
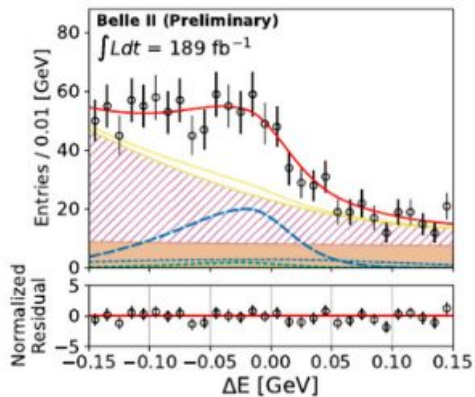
TABLE II. Summary of the fractional uncertainties on the branching ratios.

Source	$B^+ \rightarrow K^+\pi^0$ [%]	$B^+ \rightarrow \pi^+\pi^0$ [%]
Tracking	0.30	0.30
B counting	1.5	1.5
$R(B^+B^-)$	1.2	1.2
π^0 efficiency	4.4	4.4
CS efficiency	0.9	1.1
Particle identification	0.2	0.5
Multiple candidates	0.01	0.9
Continuum BDT shift and scale ($K^+ \pi^0$)	0.5	0.08
Continuum BDT shift and scale ($\pi^+ \pi^0$)	0.1	1.6
ΔE shift and scale	2.0	6.3
M_{bc} shift and scale	1.1	2.3
Signal BDT shift and scale ($K^+ \pi^0$)	0.4	0.1
Signal BDT shift and scale ($\pi^+ \pi^0$)	0.02	0.8
$B\bar{B}$ Shape	0.4	0.2
Total systematic uncertainty	5.5	8.6
Statistical uncertainty	4.8	8.7

TABLE III. Summary of the absolute uncertainties on the CP asymmetries.

Source	$B^+ \rightarrow K^+\pi^0$	$B^+ \rightarrow \pi^+\pi^0$
Continuum BDT shift and scale ($K^+ \pi^0$)	0.0002	0.0006
Continuum BDT shift and scale ($\pi^+ \pi^0$)	0.0010	0.0092
ΔE shift and scale	0.0014	0.0038
M_{bc} shift and scale	0.0008	0.0023
Signal BDT shift and scale ($K^+ \pi^0$)	0.0002	< 0.0001
Signal BDT shift and scale ($\pi^+ \pi^0$)	0.0002	0.0005
$B\bar{B}$ Shape	0.0000	0.0001
Instrumental asymmetry	0.010	0.010
Fit bias	-	0.0118
Total systematic uncertainty	0.0102	0.0185
Statistical uncertainty	0.0470	0.0851

$$B^0 \rightarrow \rho^+ \rho^-$$



$$B^0 \rightarrow \rho^+ \rho^-$$

Table 3: Summary of the systematic uncertainties

source	\mathcal{B} [%]	f_L [%]
Tracking	0.6	-
Photon and π^0 selection	7.7	-
PID	0.8	-
Continuum suppression	2.1	-
$N_{B\bar{B}}$	1.5	-
Single candidate selection	2.2	0.9
Signal model	2.4	2.0
Self cross-feed model	$^{+2.7}_{-0.9}$	< 0.1
Continuum model	1.3	0.7
$B\bar{B}$ model	2.0	2.2
Peaking background model	0.4	0.7
$\cos \theta_{\rho^\pm}$ mismodeling	4.4	0.3
Fit bias	0.9	1.0
Simulation sample size	1.0	0.2
Total	$^{+10.6}_{-10.3}$	± 3.4

$B^+ \rightarrow \rho^+ \rho^0$ systematics



TABLE II. Summary of the (fractional) systematic uncertainties of the branching-fraction and longitudinal-polarization-fraction measurements.

Source	\mathcal{B}	f_L	\mathcal{A}_{CP}
Tracking	0.9%	n/a	n/a
π^0 efficiency	5.7%	n/a	n/a
PID and continuum-supp. eff.	1.2%	n/a	n/a
$N_{B^+B^-}$	3.1%	n/a	n/a
Instrumental asymmetry correction	n/a	n/a	0.005
Single candidate selection	2.2%	1.1%	0.037
Signal model	0.10%	0.02%	0.002
Continuum bkg. model	0.04 %	1.2%	0.003
$B\bar{B}$ bkg. model	0.05%	0.08%	0.002
Fit biases	4.4%	1.1%	0.010
Data-simulation mismodeling	8.0%	2.1%	0.002
Peaking background CP asymmetries	0.3%	0.1%	0.046
Total	11.5%	2.9%	0.060